




MyCharge 2-in-1 Charging Stand User Manual

[Home](#) » [myCharge](#) » MyCharge 2-in-1 Charging Stand User Manual 

Contents

- [1 MyCharge 2-in-1 Charging Stand](#)
- [2 QUICK START GUIDE](#)
- [3 System components](#)
- [4 Adjusting the shelf](#)
- [5 Audible tones](#)
- [6 LED Charging Lights](#)
- [7 Charging a 2nd Device](#)
- [8 DOWNLOAD](#)
- [9 Related Posts](#)

MyCharge 2-in-1 Charging Stand



QUICK START GUIDE

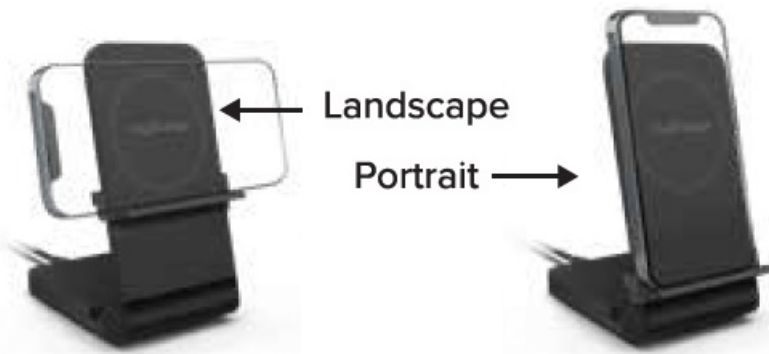
System components



1. Open the charging stand from flat
2. Plug AC adaptor Into wall & Insert cable Into adaptor Input.
3. Choose landscape or portrait charging.

- Landscape for Netflix, HBO Max, Hulu and other streaming services.
- Portrait for texting, FaceTime, iMessage and other apps of your choice.


Note: You must center phone directly over the charging coils as shown:




Adjusting the shelf



1. Flip shelf to up position



2. Adjust shelf up or down



3. Flip shelf down to lock in place

Audible tones

The 2-in-1 Charger was designed to tell you 2 important things:

1. When your phone is properly placed and charging is initiated, you will hear an "up" tone. When you remove your phone from the charge you will hear a "down" tone.
2. If you did not place your phone correctly over the charging coil, the charger will say the word "image", indicating that you need to reposition your phone more accurately.

Note: We recommend that you keep the audible tones on to ensure that your phone is charging. However, if you prefer no tones or voice press the MUTE button on the bottom of the unit.

LED Charging Lights

When your phone is charging, the LED will appear for 10 seconds and then turn off. This is in order to keep the room dark at night. The LED will blink when the phone is not centered & unable to charge.

Charging a 2nd Device

The 2-in-1 Charger is designed with a high-speed 20W USB-C port to charge a second device with your own supplied charging cable. Whether it's another phone, tablet, earbuds, headphones or e-reader the 2-in-1 charges all of your favorite devices.



For FULL user manual and more information, scan the QR code with your smartphone camera or go to:
support.mycharge.com

DOWNLOAD

MyCharge 2-in-1 Charging Stand User Manual – [[Download PDF](#)]
