




myCharge AO60FB Power Hub All-In-One Portable Charger User Manual

[Home](#) » [myCharge](#) » myCharge AO60FB Power Hub All-In-One Portable Charger User Manual 

myCharge AO60FB Power Hub All-In-One Portable Charger



Contents

- [1 IN THIS PACKAGE](#)
- [2 RECHARGING THE POWER HUB](#)
- [3 LED INDECATORS](#)
- [4 CHARGES DEVICES](#)
- [5 WARNING/SAFETY HAZARD INFORMATION](#)
- [6 Documents / Resources](#)
- [7 Related Posts](#)

IN THIS PACKAGE

Power Hub All-In-One Portable Charger Quick start Guide

RECHARGING THE POWER HUB



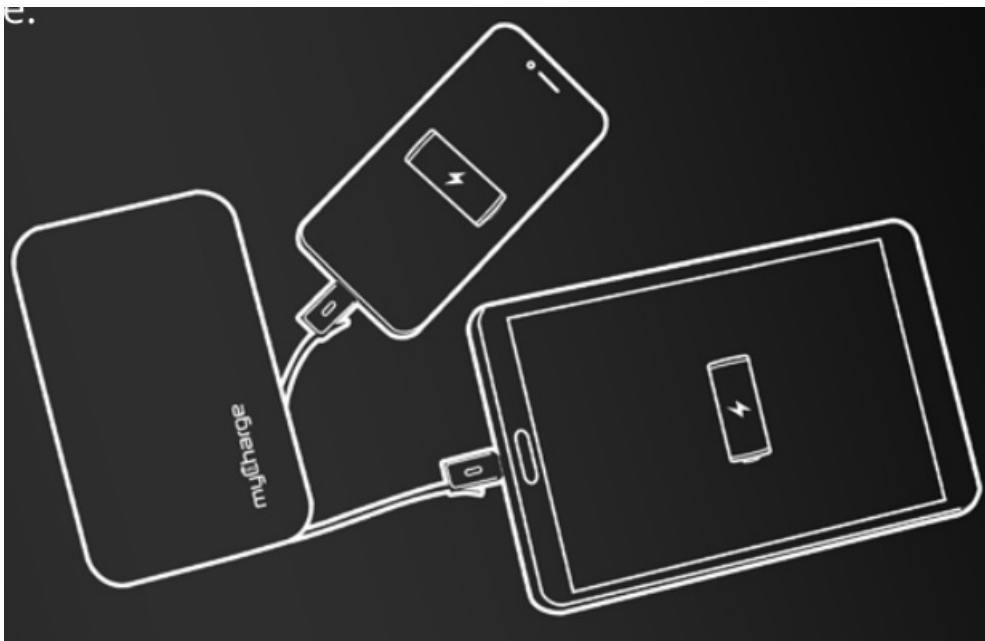
Pull out the built-in wall prongs and plug into an outlet. A fully charged unit will show 4 solid, non-blinking LEDs.

LED INDECATORS



Press the power button to see the battery level.

CHARGES DEVICES



Pull out the built-in USB-C or Lightning® cable and plug into device. Charging should begin automatically – if it doesn't, press the power button

Charges devices at once:

- 2 via built-in cables
- 1 more via USB port

WARNING/SAFETY HAZARD INFORMATION

READ ALL WARNINGS AND INSTRUCTIONS PRIOR TO USE. FAILURE TO READ AND OBSERVE WARNINGS AND INSTRUCTIONS AND/OR IMPROPER USE OF THE PRODUCT MAY RESULT IN FIRE OR EXPLOSION, EXCESS HEAT, TOXIC FUMES AND SEVERE INJURY TO PERSONS AND PROPERTY:



Do not expose battery to extreme temperature including direct sunlight, stoves, hot cars or other high temperature environments which will cause the battery to generate heat, explode, combust and/or ignite.



Avoid dropping or otherwise damaging the battery. If dropped or damaged, do not use battery.



Do NOT attempt to disassemble or repair any part of the battery or its casing.



Use only accredited accessories to recharge the battery. Using a charging device, method or apparatus that did not come with the battery may cause the battery to generate heat, explode, combust and/or ignite.



It is unlawful to dispose of batteries in the garbage. Always take batteries to a recycling center.



WARNING: Cancer and Reproductive Harm — www.P65Warnings.ca.gov

WARRANTY INFORMATION: We provide a one-year limited warranty from the date of purchase. Keep a copy of your receipt as proof of purchase and register your product at mycharge.com and check for the latest product updates as they develop. Failure to register your product and/or to provide proof of purchase may void the warranty. MYCHARGE SUPPORT: Go to support.mycharge.com **WARRANTY INSTRUCTIONS:** Go to mycharge.com/warranty and select your model.

FCC COMPLIANCE: Warning – Changes or modifications to this unit not expressly approved by the party responsible for compliance could void the user's authority to operate the equipment.

Use of the Made for Apple badge means that an accessory has been designed to connect specifically to the Apple product(s) identified in the badge, and has been certified by the developer to meet Apple performance standards. Apple is not responsible for the operation of this device or its compliance with safety and regulatory standards. Please note that the use of this accessory with an Apple product may affect wireless performance. iPhone and Lightning are trademarks of Apple Inc., registered in the U.S. and other countries. Android is a trademark of Google LLC.


Qualcomm is a trademark of Qualcomm Incorporated, registered in the United States and other countries.

Quick Charge is a trademark of Qualcomm Incorporated. All Qualcomm Incorporated trademarks are used with permission.



Conforms to UL STD 60950-1
Certified to CSA STD C22.2 No.60950-1

Documents / Resources



[myCharge AO60FB Power Hub All-In-One Portable Charger](#) [pdf] User Manual
AO60FB, Power Hub All-In-One Portable Charger, All-In-One Portable Charger, Power Hub Por
table Charger, Portable Charger, Charger