



## MY ARCADE DGUNL-7074 Joystick Player Portable Retro Arcade User Guide

[Home](#) » [MY ARCADE](#) » MY ARCADE DGUNL-7074 Joystick Player Portable Retro Arcade User Guide 

MY ARCADE DGUNL-7074 Joystick Player Portable  
Retro Arcade User Guide



## Contents

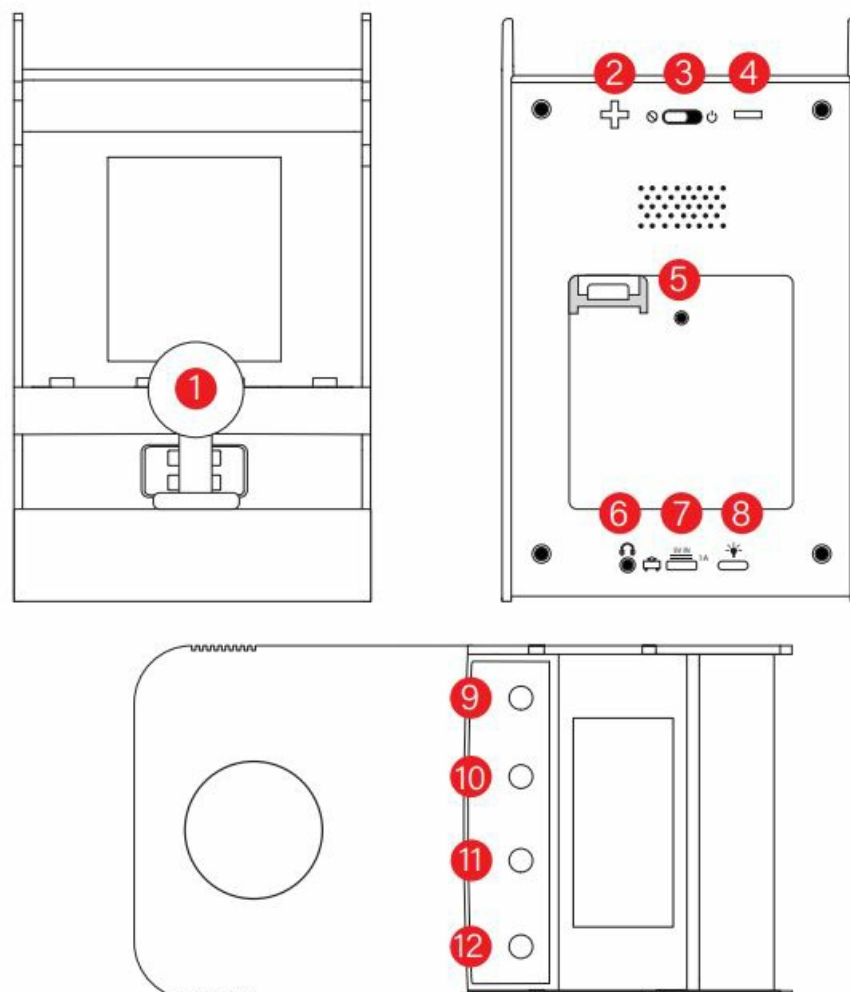
- 1 Includes
- 2 Materials needed (not included)
- 3 Speed Up Mode
- 4 Playing on the Joystick Player
- 5 How to insert and remove batteries
- 6 Battery information
- 7 FCC information
- 8 Warranty information
- 9 Service information
- 10 Declaration of Conformity
- 11 Documents / Resources
  - 11.1 References

## Includes

Joystick Player and user guide

## Materials needed (not included)

4 AA batteries and mini-screwdriver, or USB-C® cable  
Please read and follow this user guide thoroughly before use.



2. Volume up
3. On (⏻)/off (⏻)
4. Volume down
5. Battery cover
6. Headphone port
7. Power port
8. Adjust brightness
9. HOME
10. Add credit
11. 1 Player
12. 2 Players

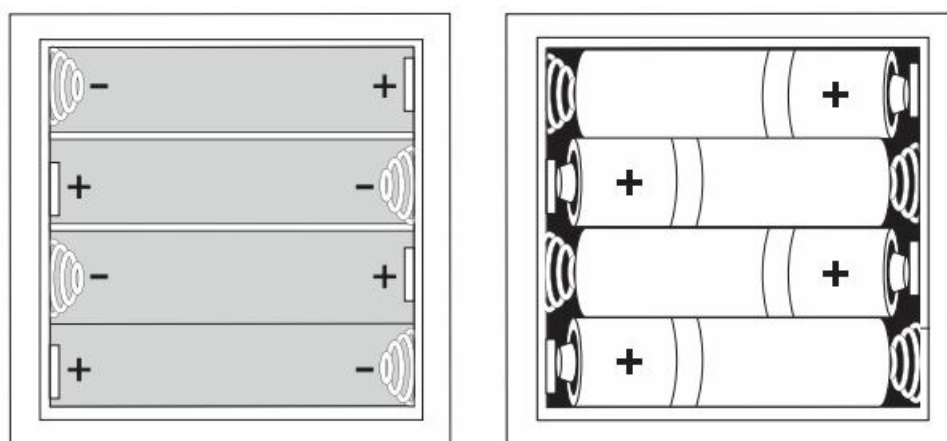
## Speed Up Mode

Speed-Up Mode makes the player zoom around the maze much faster, while the ghosts stay at normal speed. This creates a frantic, challenging twist on the classic game, demanding quicker reflexes and sharper thinking.

## Playing on the Joystick Player

1. Remove the battery cover located on the back of the console.
2. Insert 4 AA batteries and replace the battery cover.
3. If you do not want to use batteries, gently insert the USB-C® end of a USB-C® cable (not included) into the power port (5V IN) located on the back of the console. Gently insert the other end of the cable into a powered USB port. When using this option, you do not need to add batteries.
4. Move the on/off switch from (⏻) to (⏻).

## How to insert and remove batteries




**IMPORTANT:** Use high quality alkaline batteries for longer playing times.

## Battery information

Leakage of battery acid can cause personal injury as well as damage to this product. If battery leakage occurs, thoroughly wash the affected skin and clothes. Keep battery acid away from your eyes and mouth. Leaking batteries may make popping sounds.

- Batteries should be installed and replaced only by an adult.
- Do not mix alkaline, standard (carbon-zinc) or rechargeable batteries.
- Do not mix used and new batteries (replace all batteries at the same time).
- Do not mix different brands of batteries.
- We do not recommend using batteries labeled “Heavy Duty”, “General Use”, “Zinc Chloride” or “Zinc Carbon”.
- Do not leave batteries in the controller for long periods of non-use.
- Remove batteries and store them in a cool, dry place when not in use.
- Remove depleted batteries from the unit.
- Do not put the batteries in backwards. Make sure that the positive (+) and negative (-) ends are facing in the correct direction. Insert the negative end first.
- Do not use damaged, deformed or leaking batteries.
- Do not recharge non-rechargeable batteries.
- Remove rechargeable batteries from the device before charging.
- Dispose batteries only at the government approved recycling facilities in your area.
- Do not short circuit battery terminals.
- Tampering with the product can result in damage to your product, void of the warranty and could cause injuries.
- Warning: CHOKING HAZARD small parts. Not suitable for children under 36 months.
- The restriction accompanies the age warning.
- The adapter for use with the device requires: 5V DC, 1A.
- Only use an adapter that meets the device’s requirements.
- The adapter is not a toy.
- Adapters used with the device are to be regularly examined for damage to the cord, plug, enclosure and other parts.
- Please keep this user guide for important information.
- The toy shall only be used with a transformer for toys or a power supply for toys.
- Rechargeable batteries should be charged under adult supervision.
- The product should only be connected to equipment bearing either of the following symbols:



## FCC information

**NOTE:** This equipment has been tested and found to comply with the limits for a Class B Digital Device, pursuant to Part 15 of the FCC Rules. These limits are designed to provide reasonable protection against harmful interference in a residential installation. This equipment generates, uses, and can radiate radio frequency energy and, if not installed and used in accordance with the instructions, may cause harmful interference to radio communications. However, there is no guarantee that interference will not occur in a particular installation. If this equipment does cause harmful interference to radio or television reception, which can be determined by turning the equipment off and on, the user is encouraged to try to correct the interference by one or more of the following measures:

- Reorient or relocate the receiving antenna.
- Increase the distance between the equipment and receiver.
- Connect the equipment to an outlet on a circuit different from that to which the receiver is connected.
- Consult the dealer or an experienced radio/TV technician for help.

This equipment complies with Part 15 of the FCC Rules. Operation is subject to the following two conditions:

1. This equipment may not cause harmful interference.
2. This equipment must accept any interference received, including interference that may cause undesired operation.

Modifications not authorized by the manufacturer may void the user's authority to operate this device. This equipment complies with FCC RF radiation exposure limits set forth for an uncontrolled environment. This transmitter must not be co-located or operating in conjunction with any other antenna or transmitter.

## **Warranty information**

All MY ARCADE® products come with a limited warranty and have been subjected to a thorough series of tests to ensure the highest level of dependability and compatibility. It is unlikely that you will experience any problem, but if a defect should become apparent during the use of this product, MY ARCADE® warrants to the original consumer purchaser that this product will be free from defects in material and workmanship for a period of 120 days from the date of your original purchase.

If a defect covered by this warranty occurs to a product purchased in the U.S., MY ARCADE®, at its option, will repair or replace the product purchased at no charge or refund the original purchase price. If a replacement is necessary and your product is no longer available, a comparable product may be substituted at the sole discretion of MY ARCADE®. For MY ARCADE® products purchased outside of the U.S., please ask the store where it was purchased for further information.

This warranty does not cover normal wear and tear, abusive use or misuse, modification, tampering or any other cause not related to either materials or workmanship. This warranty does not apply to products used for any industrial, professional or commercial purposes.

## **Service information**

For service on any defective product under the 120-day warranty policy, please contact Consumer Support to obtain a Return Authorization Number. MY ARCADE® reserves the right to require the return of the defective product and proof of purchase.

NOTE: MY ARCADE® will not process any defective claims without a Return Authorization Number.  
Consumer Support hotline [877-999-3732](tel:877-999-3732) (U.S. and Canada only) or +1-[310-222-1045](tel:310-222-1045) (International)  
Consumer Support email [support@myarcade.com](mailto:support@myarcade.com)

## **Website**

[www.myarcade.com](http://www.myarcade.com)

## **Save a tree, register online**

MY ARCADE® is making the eco-friendly choice to have all products registered online. This saves the printing of physical paper registration cards. All the information you need to register your recent MY ARCADE® purchase is available at: [www.myarcade.com/product-registration](http://www.myarcade.com/product-registration)

## **Declaration of Conformity**

A copy of the EU Declaration of Conformity for this product can be found at this link:  
[www.myarcade.com/pages/doc](http://www.myarcade.com/pages/doc)

Australia Warranty Terms: Does not apply to product purchased in other regions All warranty claims for products

purchased outside of the U.S. must be facilitated back through the retailer of purchase in accordance with the retailer's returns policies and procedures. Any cost incurred, as a result of returning the product to the retailer of purchase is the full responsibility of the consumer.

Our goods come with guarantees that cannot be excluded under the Australian Consumer Law. You are entitled to a replacement or refund for a major failure and for compensation for any other reasonably foreseeable loss or damage. You are also entitled to have the goods repaired or replaced if the goods fail to be of acceptable quality and the failure does not amount to a major failure. AUSTRALIA WARRANTY TERMS: DOES NOT APPLY TO PRODUCT PURCHASED IN OTHER REGIONS.



MY ARCADE® and the MY ARCADE® logo are registered trademarks of dreamGEAR®, LLC. USB-C® is a registered trademark of USB Implementers Forum.



[Tiktok](#)  
[Instagram](#)  
[X.com](#)  
[YouTube](#)

## Documents / Resources

	<a href="#">MY ARCADE DGUNL-7074 Joystick Player Portable Retro Arcade</a> [pdf] User Guide DGUNL-7074 Joystick Player Portable Retro Arcade, DGUNL-7074, Joystick Player Portable Retro Arcade, Player Portable Retro Arcade, Portable Retro Arcade, Retro Arcade
--	---

## References

- [My Arcade® Official Site - Best Selling Retro Gaming Devices](#)
- [My Arcade® Product Registration](#)
- [User Manual](#)

[Manuals+](#), [Privacy Policy](#)

This website is an independent publication and is neither affiliated with nor endorsed by any of the trademark owners. The "Bluetooth®" word mark and logos are registered trademarks owned by Bluetooth SIG, Inc. The "Wi-Fi®" word mark and logos are registered trademarks owned by the Wi-Fi Alliance. Any use of these marks on this website does not imply any affiliation with or endorsement.