



# MuxLab 500551 Dante 2 Channel Analog Audio Encoder User Manual

[Home](#) » [MuxLab](#) » MuxLab 500551 Dante 2 Channel Analog Audio Encoder User Manual 

## MuxLab 500551 Dante 2 Channel Analog Audio Encoder User Manual



### Contents

- [1 Safety Precautions](#)
- [2 Introduction](#)
- [3 Features](#)
- [4 Package Contents](#)
- [5 Specifications](#)
- [6 Operation Controls and Functions](#)
- [7 Application Diagram](#)
- [8 Documents / Resources](#)
  - [8.1 References](#)
- [9 Related Posts](#)

## Safety Precautions

To ensure the best performance from the product, please read all instructions carefully before using the device. Save this manual for future reference.

- Follow basic safety precautions to reduce the risk of fire, electrical shock, and injury.
- Do not dismantle the housing or modify the module. It may result in electrical shock or burns.
- Do not open or remove the housing of the device as you may be exposed to dangerous voltage or other hazards.
- To prevent fire or shock hazard, do not expose the unit to rain, moisture and do not install this product near water. Keep the product away from liquids.
- Spillage into the housing may result in fire, electrical shock, or equipment damage. If an object or liquid falls or spills on the housing, unplug the module immediately.
- Do not use liquid or aerosol cleaners to clean this unit. Always unplug the power to the device before cleaning.
- Using supplies or parts not meeting the product specifications may cause damage, deterioration or malfunction.
- Refer all servicing to qualified service personnel.
- Install the device in a place with adequate ventilation to avoid damage caused by overheat.
- Unplug the power when left unused for a long period of time.
- Information on disposal of devices: do not burn or mix with general household waste, please treat them as normal electrical waste.

## **Copyright Notice**

All contents in this manual are copyrighted, and cannot be cloned, copied, or translated without the express permission of MuxLab Inc. Product specifications and information in this document are for reference only, and the content may be updated from time to time without prior notice.

## **Introduction**

This Dante 2-Channel Analog Audio Encoder (model: 500551) permits non-Dante compatible analog audio equipment to interface with Dante compatible professional audio equipment.

The unit allows the transmission of full-range (20Hz to 20KHz) balanced or unbalanced twochannel analog audio signals over the network to Dante equipment. It can be powered using either PoE from any PoE network switch or via local with a 12v power supply.

## **Features**

- Interface analog audio equipment to Dante audio equipment
- Supports balanced/unbalanced 2ch analogue audio input
- Audio sampling rate supports 44.1kHz, 48kHz and 96kHz (24bit)
- Audio input supports 3-level gain adjustment +18dBu, 0dBu (default) and -10dBV
- Supports DC 12V power supply and PoE function (IEEE802.3af Class 0)
- Supports AES67 RTP audio transport

## **Package Contents**

- One (1) Dante 2-Channel Analog Audio Encoder

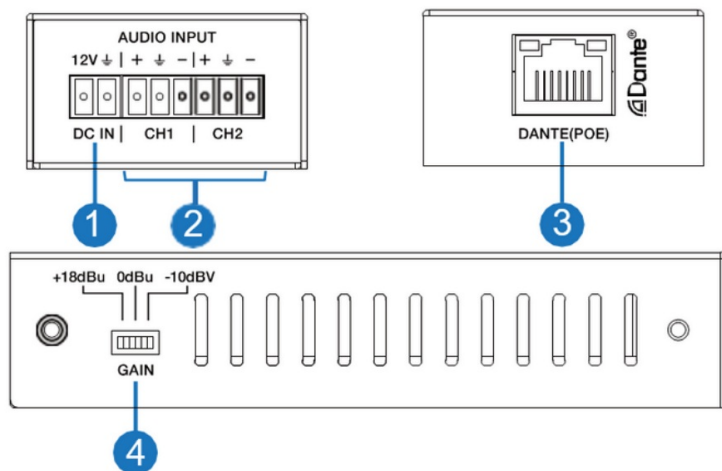
- One (1) 6pin-3.81mm Phoenix Connector (male)
- One (1) 2pin-3.81mm Phoenix Connector (male)
- One (1) User manual (available via download)

**Notes:** Confirm that the product and accessories are all included. If not, please contact the supplier from which you purchased the unit.

## Specifications

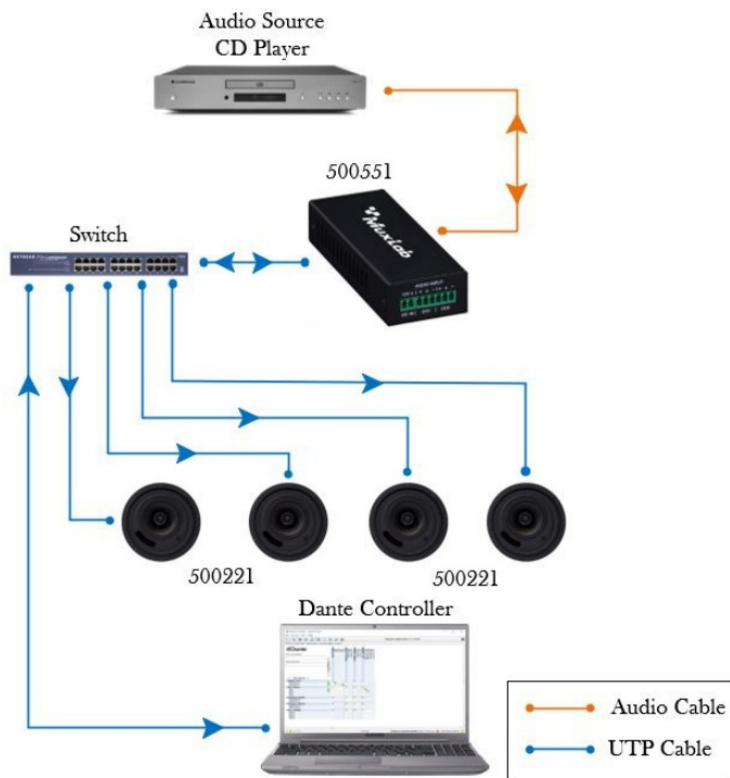
Technical	
Video Network Bandwidth	100M
Audio Formats	PCM 2.0 44.1kHz/48kHz/96kHz up to 24bit
Transmission Distance	100m (CAT6/6A)
Control Method	Dante Controller
Connection	
Inputs	1 x PWR [2-pin phoenix, 3.81mm] 1 x AUD [6-pin phoenix, 3.81mm]
Output	1 x DANTE [RJ45 connector, POE]
Mechanical	
Housing	Metal Enclosure
Color	Black
Dimensions (WxDxH)	120mm[W] x 47mm[D] x 26mm[H]
Weight	186g
Power Supply	DC input: 12V PoE input: IEEE802.3af Class 0
Power Consumption	1.2W
Operation Temperature	32 – 104°F / 0 – 40°C
Storage temperature	-4 – 140°F / -20 – 60°C
Relative Humidity	20 – 90% RH (no condensation)
Warranty	2 years
Order Information	500551 Dante 2 Channel Analog Audio Encoder (UPC : 627699005514)

## Operation Controls and Functions



No	Name	Function Description
1	DC IN	DC 12V power input port
2	Audio Input (CH1/CH2)	2 channel analog audio input ports, supporting balanced and unbalanced audio
3	Dante PoE	Dante digital audio output port. Connect to the Network Switch through RJ45 line, supporting PD power supply. The green LINK LED is flashing when there is data transmission. The yellow DATA LED is always on after normal connection
4	Gain Switch	Used for audio input gain adjustment, respectively +18dBu, 0dBu (default), -10dBV.

## Application Diagram



Follow us:



2321 Cohen | St-Laurent , H4R 2N7 | Québec, Canada

**Tel:** 514-905-0588


**Fax:** 514-905-0589

**Toll free:** 1-877-689-5228 [info@muxlab.com](mailto:info@muxlab.com) |

[salesteam@muxlab.com](mailto:salesteam@muxlab.com) | [www.muxlab.com](http://www.muxlab.com)



## Documents / Resources



[MuxLab 500551 Dante 2 Channel Analog Audio Encoder](#) [pdf] User Manual  
SE-001004-A, 500551, 500551 Dante 2 Channel Analog Audio Encoder, Dante 2 Channel Analog Audio Encoder, 2 Channel Analog Audio Encoder, Analog Audio Encoder, Audio Encoder, Encoder

## References

- [Home - Muxlab](#)