



MUL TECHNOLOGIES MARC Mobile Autonomous Robotic Cart User Guide

[Home](#) » [MUL TECHNOLOGIES](#) » MUL TECHNOLOGIES MARC Mobile Autonomous Robotic Cart User Guide 



TECHNOLOGIES MARC Mobile Autonomous Robotic Cart User Guide

Contents

- [1 Contents](#)
- [2 Program your first locations.](#)
- [3 Documents / Resources](#)
- [4 Related Posts](#)

Contents



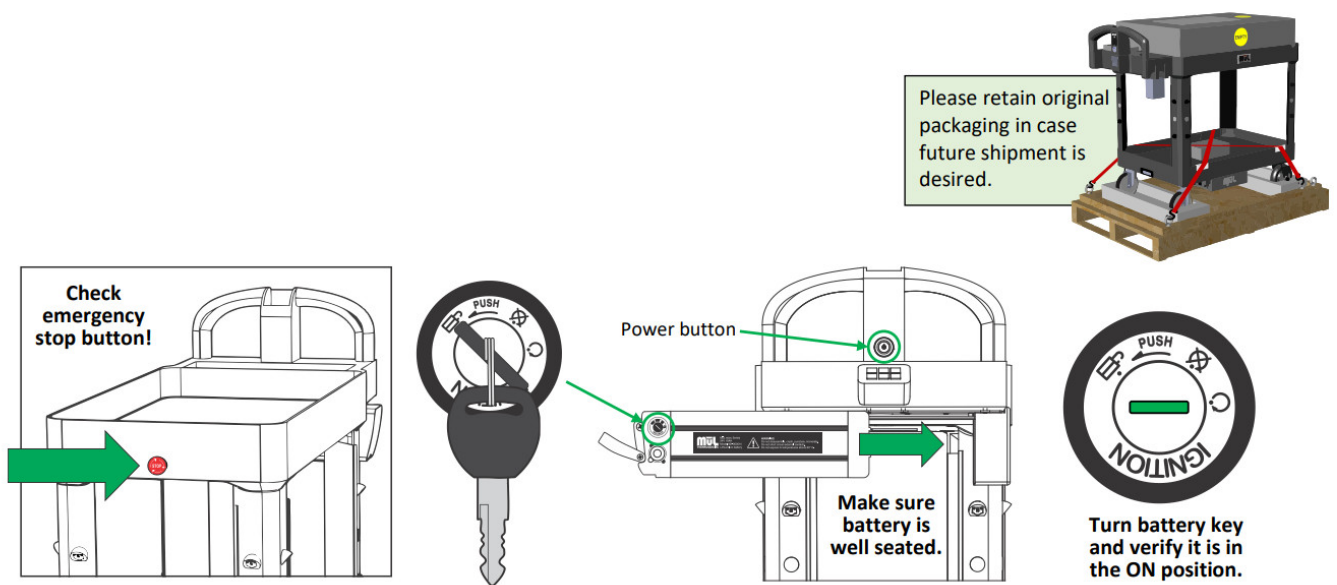
- MARC cart
- 20Ah battery (packed separate)
- Battery keys (packed with battery)
- Battery charger
- User's Guide
- Quick Start Guide (this placard)

Verify emergency stop button is not activated (pressed in).

Rotate the button clockwise to reset.

Insert battery by sliding onto rails and pushing until fully seated.

Insert key into battery and turn to "On" position. Press the Power button on the handle above the EZ-Go Navigation panel. LEDs will be yellow while booting – wait up to 2 minutes for unit to complete booting – until "Cart ready" is heard and LEDs begin pulsing green.

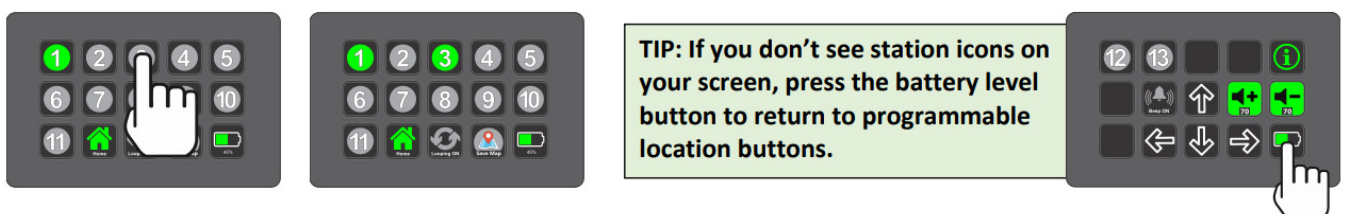


Program your first locations.

Press and hold any un-programmed station button (grey) for 3 seconds until you hear the double-beep sound. Station button (in this example, 1) will turn green, indicating programming completed.



Manually move the cart to the next location you wish to program. Press and hold any un-programmed station button (in this example 3) for 3 seconds until you hear the double-beep confirmation sound.



That's all there is to it! You have programmed MARC and can put him to work right away. Press the location button for each programmed key (in our example 1 and 3) and MARC will travel to the destination programmed for that button. Add more locations as needed and leverage the benefits of automation!
For important safety information and more detailed instructions for using MARC, please refer to the User's Guide.






Please read the included User's Guide for important instructions and intended use information to use your product safely! Use QR code to access product documentation.



<https://www.multechnologies.com/documentation>

Documents / Resources

	<p>MUL TECHNOLOGIES MARC Mobile Autonomous Robotic Cart [pdf] User Guide MARC Mobile Autonomous Robotic Cart, MARC, Mobile Autonomous Robotic Cart, Autonomous Robotic Cart, Robotic Cart, Cart</p>
	<p>MUL TECHNOLOGIES MARC Mobile Autonomous Robotic Cart [pdf] User Guide MARC Mobile Autonomous Robotic Cart, MARC, Mobile Autonomous Robotic Cart, Autonomous Robotic Cart, Robotic Cart, Cart</p>
	<p>MUL TECHNOLOGIES MARC Mobile Autonomous Robotic Cart [pdf] User Guide MARC Mobile Autonomous Robotic Cart, MARC, Mobile Autonomous Robotic Cart, Autonomous Robotic Cart, Robotic Cart, Cart</p>