



## MTI BASICS 248 Elise with Optional Integral Pedestal Instructions

[Home](#) » [MTI BASICS](#) » MTI BASICS 248 Elise with Optional Integral Pedestal Instructions 

### Contents

- [1 MTI BASICS 248 Elise with Optional Integral Pedestal](#)
- [2 IMPORTANT ORDERING & INSTALLATION INFORMATION](#)
- [3 Drains & Overflow Kits Must be ordered at time of purchase](#)
- [4 Documents / Resources](#)
  - [4.1 References](#)
- [5 Related Posts](#)

# MTI

### MTI BASICS 248 Elise with Optional Integral Pedestal



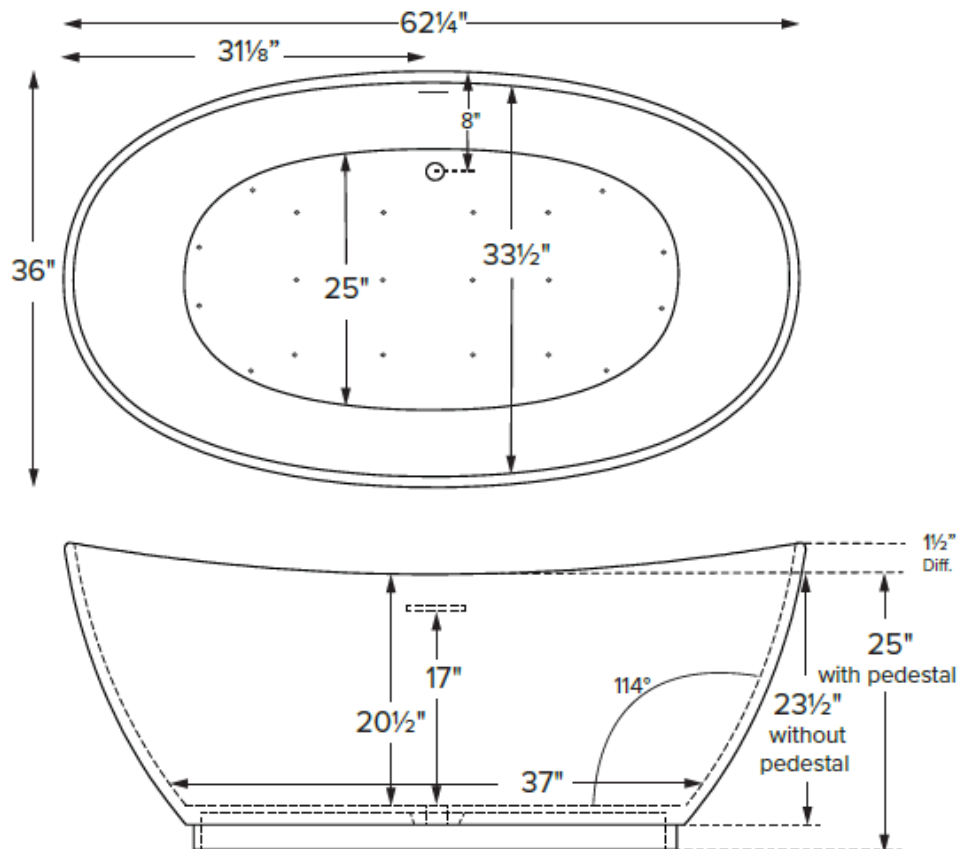
Elise shown above as soaking bath without pedestal



### Boutique Collection Tubs

#### Elise with Optional Integral Pedestal

- model 248
- 62.25" x 36" x 23.5"/25"
- FREESTANDING 86 gal to overflow
- SculptureStone®
- 235 lbs / 107 kg soaker 265 lbs / 120 kg airbath
- Filling this tub to the maximum may require an above average size or dedicated water heater.



#### Note:

Pedestal base increases the overall height of the tub and comes standard on this model as an air bath.

## ELECTRICAL COMPONENTS & SPECIFICATIONS

**Required Electrical Service** – 110 Volt

Hydrotherapy Package	Components Included	GFCI
Air Massage	heated blower	1-15 amp
Electrical requirements may change with the addition of optional therapy components. See specific option details or installation information.  CSA Certified C/US; ANSI Z124.1 and ANSI 112.19.7 and ANSI 112.19.7		

See the Installation & Operation Manual for more details.

MTI's Customer Service: Monday-Friday 8am-6pm EST 800-783-8827 or [service@mtibaths.com](mailto:service@mtibaths.com)

- Before discarding tub crate, check for accessories that may be packaged inside.
- All product measurements are +1/2".
- Specifications and configurations are subject to change without notice.
- Measurements herein supersede all others published prior to publication date below.

## IMPORTANT ORDERING & INSTALLATION INFORMATION

- Before ordering or installing, please consider future access to equipment.
- Optional pedestal requires on-site installation. See package content for ordering details.
- Includes an integrated overflow with toe tap drain in chrome finish. May be specified without an overflow (see local codes before ordering without an overflow).
- Air baths require job site preparation for remote installation of the blower and required check valve. Check valve must be installed higher than the rim of the tub.
- Waterproof remote control included with air bath. Keypad shipped loose may be remote mounted on nearby surface/wall.
- Faucet valves cannot be mounted on this tub model.

For more information on options and accessories go to SculptureStone® Tubs Options on [mtibaths.com](http://mtibaths.com)

- Blower & required check valve for airpath must be remote mounted.
- Check valve must be installed higher than the rim of the tub.
- See the Installation & Operation Manual for more details.

Hydrotherapy	Package Contents	Part #		MSRP
Soaker	Soaking bath- no jets. Includes integrated slotted overflow with a toe-tap drain kit. • With or without integral inset pedestal base	S248A	Without Pedestal	\$8,640
		S248B	With Pedestal	\$8,640
Air Bath	20 air jets, heated air blower, keypad, waterproof remote control. Includes an integrated slotted overflow with a toe-tap drain kit. • With integral inset pedestal base	AST248	With Pedestal	\$14,030

<b>Options <i>Must be ordered at time of purchase</i></b>	
<b>Quick Ship</b> (QSPRI2) \$1,025 reduces lead time <i>Please call for availability</i>	
<b>Standard Color</b> White, matte finish <b>Biscuit Color Upgrade</b> (SSBI) <b>\$310</b> matte finish <i>Additional material colors available for projects only. Please call MTI.</i>	<b>Boutique Accessories</b> <b>Packaging / Handling Fee Applies</b>
<b>Hand-Polished Deep Gloss Finish</b> (SSGLOSS) \$ <b>1,140</b> upcharge For white or biscuit	
<b>Accessories</b> <b>Teak Bath Mat</b> (TKMAT3018) <b>\$815</b> Measures 30" x 17.5" x 1" <i>Custom sizes also available. Contact MTI for details .</i>	<b>SculptureStone® Bathroom Table</b> (TABLE) <b>\$825</b> matte finish <b>+\$430</b> gloss finish upcharge (SSGLOSSENK) <i>Order with tub for best color match</i>
<b>Floor-Mounted High-Flow Tub Filler</b> Contemporary Chrome (FILLC) <b>\$1,480</b> Brushed Nickel (FILLBN) <b>\$1,710</b>	

<b>SculptureStone® Tub Tray</b>  Without Stemware Holder (SSTRAY1) <b>\$340</b>  With Stemware Holder (SSTRAY2) <b>\$450</b>  <i>Color and finish will come matched with tub</i>	<b>SculptureStone® Standard Faucet Stand</b>  <div> <div>Small – 3-hole capacity</div> <div>Large – 5-hole capacity</div> </div> <div> <div>14¼" w x 21¾" h</div> <div>22" w x 21¾" h</div> </div> <div> <div>Matte (STAND) <b>\$725</b></div> <div>Matte (STANDL) <b>\$855</b></div> </div> <div> <div><b>+\$430</b> gloss finish upcharge (SSGLOSSSNK)</div> </div>
<b>Teak Tub Tray</b>  <div> <div>Slatted (TK-TRAY1) <b>\$500</b></div> <div>Solid (TK-TRAY2) <b>\$570</b></div> </div> <i>Order with tub for best fit</i>	<b>SculptureStone® Premium Faucet Stand</b>  <div> <div><b>15" w x 39" h</b></div> <div><b>10" w x 39" h</b></div> </div> <div> <div>Matte (SSFSR3915MT) <b>\$2,365</b></div> <div>Matte (SSFSR3910MT) <b>\$2,135</b></div> </div> <div> <div>Gloss (SSFSR3915GL) <b>\$2,720</b></div> <div>Gloss (SSFSR3910GL) <b>\$2,525</b></div> </div> <div> <div><b>20" w x 23" h</b></div> <div><b>15" w x 23" h</b></div> </div> <div> <div>Matte (SSFSR2320MT) <b>\$1,930</b></div> <div>Matte (SSFSR2315MT) <b>\$1,825</b></div> </div> <div> <div>Gloss (SSFSR2320GL) <b>\$2,315</b></div> <div>Gloss (SSFSR2315GL) <b>\$2,180</b></div> </div>
<b>Drains &amp; Overflow Kits</b> <i>Must be ordered at time of purchase</i>	

## Drains & Overflow Kits Must be ordered at time of purchase

Toe Tap Drain Cover Finishes PVC drain – Chrome included

- +\$50 upcharge Br. Nickel (WIOBN), Pol. Nickel (WIOPN)
- +\$85 upcharge Matte Black (WIOMB)

- +\$105 upcharge Oil-Rubbed Bronze† (WIOOR)
- +\$640 upcharge Special Finish\* (WIOSF)
- Send finish sample to MTI Baths for best match.

Toe Tap SculptureStone® Drain Cover Finishes  
Upgrade is in lieu of standard chrome to tap drain cover.

### White only

- +\$90 upcharge Matte Finish (SSWIOMT)
- +\$110 upcharge Gloss Finish (SSWIOGL)
- Brass Tailpiece (WIOBS) \$85 in addition to finish charge listed above
- Quick Drain Kit (WOQ) \$460


† MTI has selected an oil-rubbed bronze finish that is compatible with Delta and many other manufacturers. To ensure best match, order as a Special Finish and submit a sample.

CSA # MTCT- 246



©2022 by MTI Baths, Inc. Modification Rights Reserved

\* Allow 2-4 weeks lead time for Special Finishes. Send sample for best match.

### Documents / Resources

	<p><b><a href="#">MTI BASICS 248 Elise with Optional Integral Pedestal</a></b> [pdf] Instructions</p> <p>248 Elise with Optional Integral Pedestal, 248, Elise with Optional Integral Pedestal, Optional Integral Pedestal, Integral Pedestal, Pedestal</p>
---	---

### References

-  [MTI Baths | Luxury Bathtubs, Counter-Sinks, Vanity Sinks & Shower Bases](#)
-  [MTI Baths | Luxury Bathtubs, Counter-Sinks, Vanity Sinks & Shower Bases](#)