



msi SUM16STU14036 Summit AI Studio A1V User Guide

[Home](#) » [MSI](#) » msi SUM16STU14036 Summit AI Studio A1V User Guide 

msi SUM16STU14036 Summit AI Studio A1V



Contents

- [1 Precautions for Using the System Recovery Function](#)
- [2 Recovering the system with the F3 Hotkey](#)
- [3 Documents / Resources](#)
 - [3.1 References](#)
- [4 Related Posts](#)

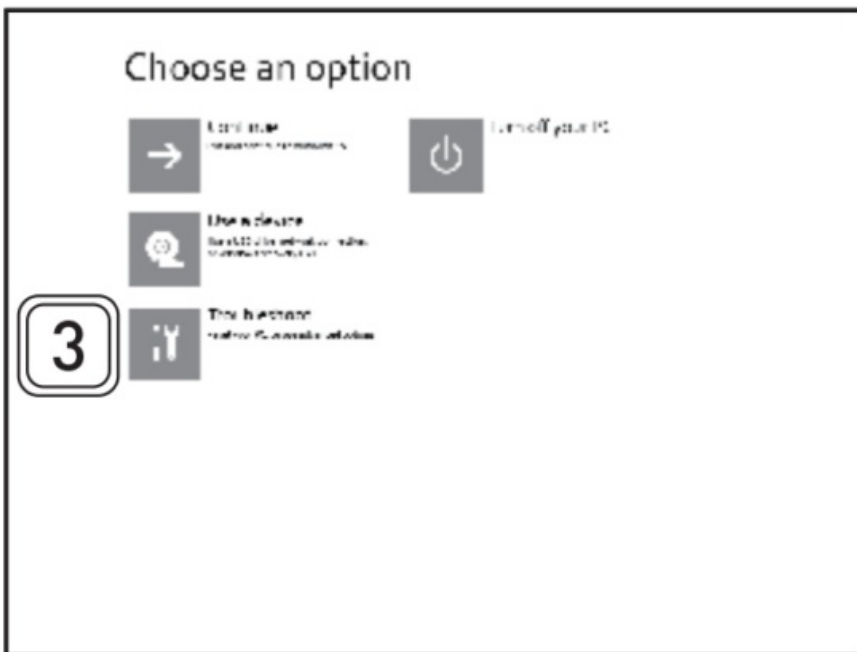
Precautions for Using the System Recovery Function

1. If your hard drive and system encountered non-recoverable problems, please use the F3 Hotkey recovery from the Hard Drive first to perform the System Recover Function.
2. Before using the System Recovery Function, please backup the important data saved on your system drive to other storage devices.

Recovering the system with the F3 Hotkey

Follow the instructions below to continue:

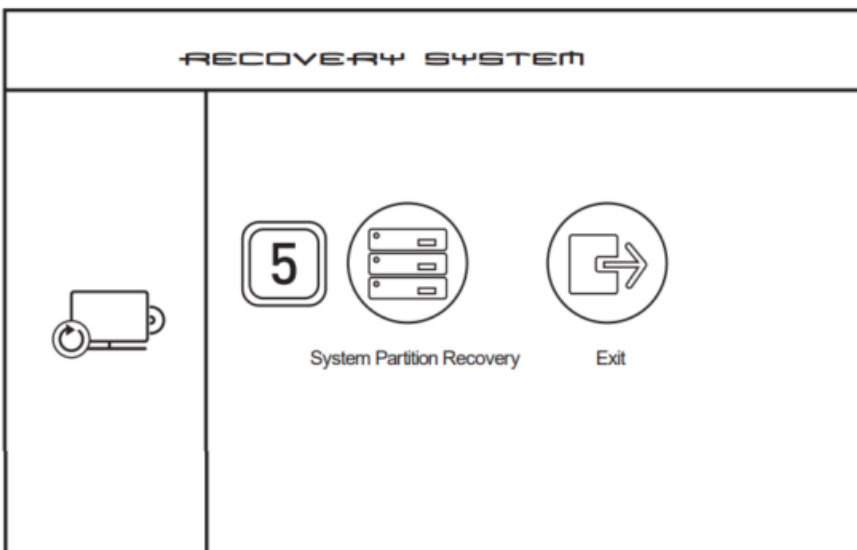
1. Restart the notebook.
2. Press the F3 hotkey on the keyboard promptly when the MSI greeting appears on the display.
3. On the “**Choose an Option**” screen, tap “**Troubleshoot**”.



4. On the “**Troubleshoot**” screen, tap “Restore MSI factory” to reset the system to the default settings.



5. On the “**RECOVERY SYSTEM**” screen, tap “System Partition Recovery”.



6. Follow the on-screen instructions to continue and complete the Recovery Function.

[MSI.COM](https://www.msi.com)



SUPPORT





SOCIAL MEDIA





Documents / Resources

	<p>msi SUM16STU14036 Summit AI Studio A1V [pdf] User Guide Summit E16 AI Studio A1VETG-036US, SUM16STU14036, SUM16STU14036 Summit AI Studio A1V, SUM16STU14036, Summit AI Studio A1V, AI Studio A1V, Studio A1V, A1V</p>
	<p>msi SUM16STU14036 Summit AI Studio A1V [pdf] User Guide Summit E16 AI Studio A1VETG-036US, SUM16STU14036, SUM16STU14036 Summit AI Studio A1V, SUM16STU14036, Summit AI Studio A1V, AI Studio A1V, Studio A1V, A1V</p>

References

- [User Manual](#)

[Manuals+](#), [Privacy Policy](#)

This website is an independent publication and is neither affiliated with nor endorsed by any of the trademark owners. The "Bluetooth®" word mark and logos are registered trademarks owned by Bluetooth SIG, Inc. The "Wi-Fi®" word mark and logos are registered trademarks owned by the Wi-Fi Alliance. Any use of these marks on this website does not imply any affiliation with or endorsement.