



MSA GALAXY GX2 Automated Test System Instruction Manual

[Home](#) » [MSA](#) » MSA GALAXY GX2 Automated Test System Instruction Manual 

MSA GALAXY GX2 Automated Test System Instruction Manual



Contents

- [1 Simplicity Counts](#)
- [2 The MSA Commitment](#)
- [3 MSA Grid Fleet Manager](#)
- [4 Features](#)
- [5 GALAXY GX2 System Test Stand](#)
- [6 Calibration Gas](#)
- [7 Accessories](#)
- [8 Technical Specifications](#)
- [9 Documents / Resources](#)
 - [9.1 References](#)
- [10 Related Posts](#)

Simplicity Counts

The new GALAXY GX2 Automated Test System provides simple and intelligent testing and calibration of MSA ALTAIR® and ALTAIR PRO SingleGas Detectors, as well as ALTAIR 4XR and ALTAIR 5X Multigas Detectors, driven by the most advanced technology available in any portable gas detector: MSA XCell® Sensors

This easy-to-use automated test stand offers high performance as either a stand-alone unit or an integrated portable detector management system, enabling total data access and control of MSA's ALTAIR Gas Detector fleet. Once any ALTAIR Family Gas Detector is placed within the GALAXY GX2 System, it can be tested, calibrated and charged automatically. Flexibility allows for up to 10 test stations, four cylinder holders and multi-unit charger within one GALAXY GX2 System detector bank.



Ease of Use

Calibrate & Test Effortlessly



- Easy setup, simple use with touchfree testing.
- Color touch screen enhances user experience at the test stand.
- Can be used with a PC or as a stand-alone system, the perfect solution for large fleet end users, as well as for smaller applications.
- Automated test system provided in many commonly spoken languages.
- Your MSA ALTAIR 5X, 5X PID, 4XR, 4XM, 2X, Pro, and Single Gas Detectors are always ready for use. If you're faced with an urgent, short-notice situation, these units are ready for deployment, ideal for emergency applications.

Cost of Ownership

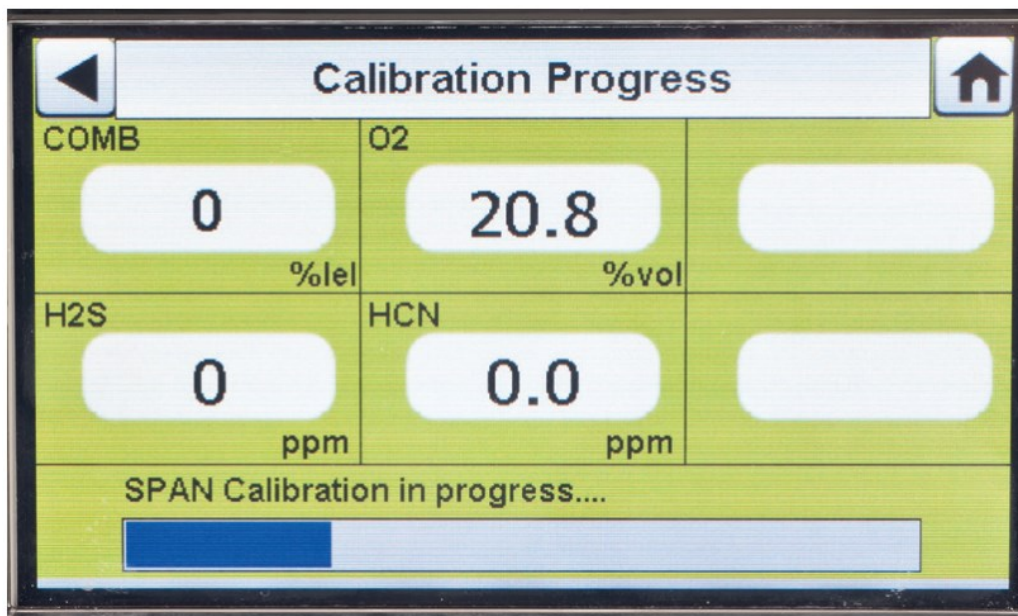
Save Time, Save Gas, & Save Money



- Exceeds 50% reduction in cost of ownership, including calibration gas expenses when combined with highperformance MSA XCell Sensors.
- Faster total testing of ALTAIR Family Gas Detectors.
- Test up to 10 gas detectors simultaneously in the time most competitive systems take to test one device.
- RFID-tagged calibration gas.

Color Touch Screen for Ease of Setup and Viewing; No touch Operation Needed to Calibrate or Bump Test

Clear and intuitive navigation via large touch buttons and scrolling arrows. When test completes, users view results on test stand popup screen and detailed information on PC dashboard.



Visual Indicators on GALAXY GX2 System and Software

Status at a glance is provided through various light indicators: test stand pass/fail LED, charging progress LEDs on multi-unit charger, and lighted cylinder band on electronic cylinder holder for low gas and expiration date warning display.



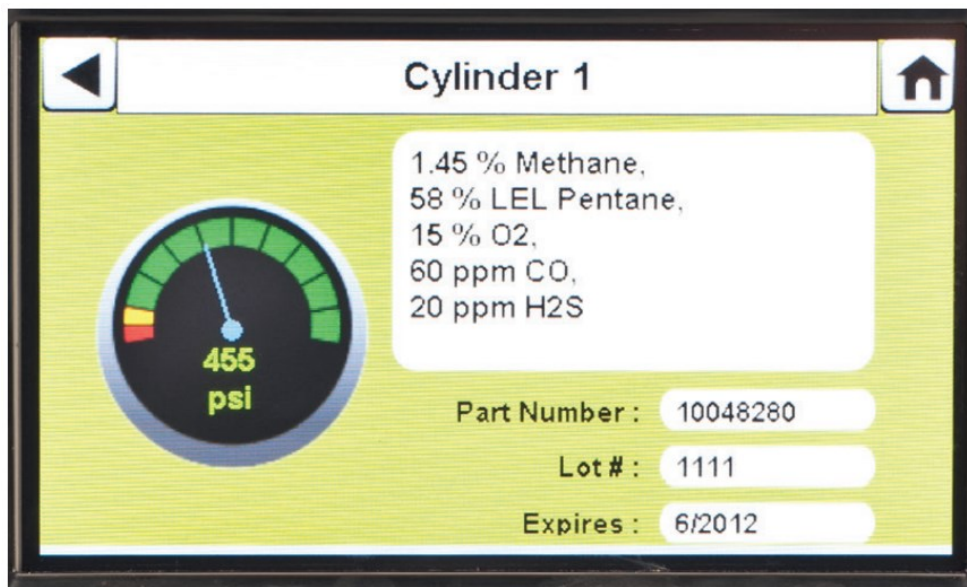
Simultaneous Testing of Up to 10 Gas Detectors

Calibrate up to 10 gas detectors simultaneously in less time than it takes most competitive units to test one. Patented gas flow process increases pressure from demand flow regulator to deliver consist gas flow from one to 10 units. Connect up to 10 test stands and four cylinder holders to perform simultaneous tests.



RFID Automated Calibration Gas Setup, Status Alerts, and Traceability

Gas cylinder information necessary for successful calibration is automatically entered when using RFID-tagged gas cylinders, providing users with exceptionally easy setup. Onscreen gas cylinder pressure gauge shows multiple cylinder statuses simultaneously.

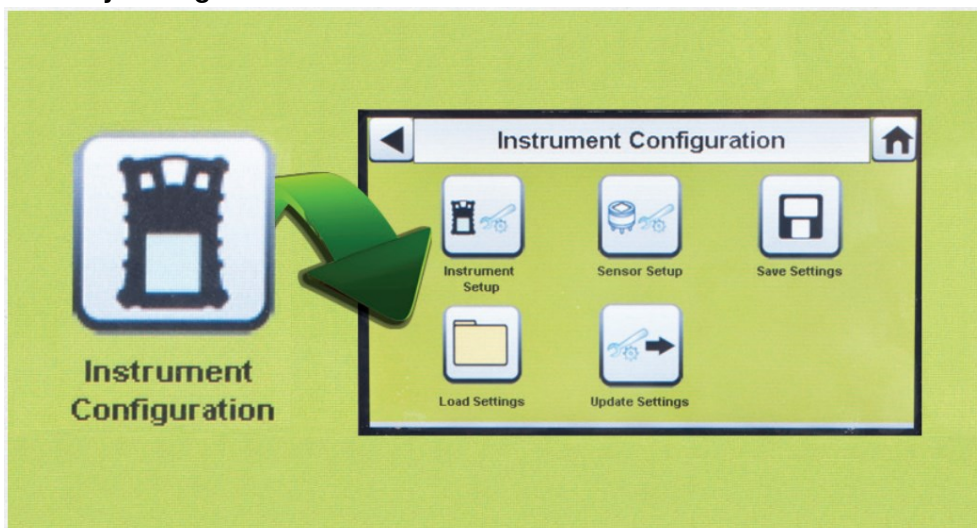


Global Platform—Many Language Options

18 languages are available to serve customers globally. Easily change languages via onscreen menu. Languages chosen other than English are those most widely spoken.



Securely Configure Gas Detectors at the Touch of a Button



The MSA Commitment

From the latest in sensor technology to instrument design and manufacturing, MSA has the capabilities and expertise to support your portable gas detection challenges.



MSA Grid Fleet Manager

As a safety manager or industrial hygienist, you have aggressive safety goals. You need to ensure that your workers and work sites are safe and compliant with government regulations and corporate safety policies. Gas detection is a big part of your safety program and requires lots of attention, administrative activities, and reporting—resulting in distractions that prevent you from accomplishing your larger safety objectives.

The MSA Grid Fleet Manager can help you minimize those interruptions and efficiently and proactively manage your fleet of portable gas detection. With this service you can consolidate and streamline all your gas detection related activities in one place—establishing a single source of truth for all your detection records.



Information Access



- Receive a daily e-mail notification about your fleet's status. Quickly discern what needs your attention and take action.
- Access your fleet information easily—at anytime and from anywhere.
- Find, download and share reports as you need them— calibrations, detector records or alarms.

Fleet Compliance



- Ensure your gas detectors are ready for work (bump tested, calibrated and with sensors functioning properly). Reduce downtime.
- Proactively decommission any equipment that requires maintenance.
- Understand which equipment are in use (by whom) and which ones are available.

Risk Assessment



- See the data from, your devices and identify hazards your workers are exposed to.
- Understanding the root cause of incidents and initiate preventive measures.
- Translate findings into quality and worksitesafetyprocesses and actionable workflows.

Worker Compliance



- Drive accountability for the equipment by assign your fleet's detectors to a company, department, and worker.
- Understand if the devices are being properly used and operated.
- Identify training opportunities based on equipment usage information.

Features

Key Features	Benefits
USER-FRIENDLY WEB-BASED INTERFACE	Intuitive and accessible 24/7 with an Internet connection.
RECORD KEEPING AND REPORTING	Quickly search equipment records for in-depth information about device status, test results, and alarms— and generate reports as needed.
DAILY FLEET STATUS REPORT EMAIL	Each morning, you'll receive a concise fleet summary e-mail. If your fleet is healthy, you're done!
ASSIGN EQUIPMENT LABELS	Assign your equipment to locations, departments, workers and more—making it easier to search your records and manage Grid permissions later.
AUTOMATIC UPDATES	We publish improvements every few weeks, so your Grid experience gets easier and more valuable with each passing month. Updates are automatic and IT-free.
MULTIPLE LOCATIONS MANAGEMENT	Manage as many devices across as many physical locations as you need with one Grid account.
SECURE CLOUD ENVIRONMENT	Your data is stored in exclusive secured spaces to ensure and preserve data privacy and integrity.

GALAXY GX2 System Test Stand

	1 VALVE (for use with 1 calibration gas cylinder)		4 VALVE (for use with 1-4 calibration gas cylinders)	
	Charging	No-charging	Charging	No-charging
ALTAIR / PRO/2X SINGLE-GAS DETECTOR	—	10128644	—	10128643
ALTAIR 4XR MULTIGAS DETECTOR	10128630	10128642	10128629	10128641
ALTAIR 5X MULTIGAS DETECTOR	10128626	10128628	10128625	10128627

The GALAXY GX2 System test stand comes with pre-configured plugs, barbs, fresh air filter, power supply with

corresponding plug, spare parts kit (gas tubing, barbs Automated Test System and plugs), Ethernet cable (short cable for connection between test stands), and screen protector. Please see ordering information below for further system components, including electronic cylinder holder (includes regulator) or non-electronic cylinder holder (without regulator), digital secure USB key, end cap, and multi-unit charger.

Calibration Gas

P/N	Description	Cylinder Size
10048280	1.45% CH ₄ , 15.0% O ₂ , 60 ppm CO, 20 ppm H ₂ S	34 L
10045035	1.45% CH ₄ , 15.0% O ₂ , 60 ppm CO, 20 ppm H ₂ S	58L
10058171	2.50% Methane, 15.0% O ₂ , 60 ppm CO, 10 ppm NO ₂	58 L
10117738	1.45% CH ₄ , 15.0% O ₂ , 60 ppm CO, 20 ppm H ₂ S, 10 ppm SO ₂	58 L
10117738	1.45% CH ₄ , 15.0% O ₂ , 60 ppm CO, 20 ppm H ₂ S, 10 ppm SO ₂	58 L
813718	2.50% CH ₄ , 15.0% O ₂ , 60 ppm CO	100 L
711078	25 ppm NH ₃	34 L
467897	40 ppm H ₂ S	58 L
711072	10 ppm HCN	34 L
711072	10 ppm HCN	34 L
10103262	1.45% CH ₄ , 15.0% O ₂ , 60 ppm CO, 20 ppm H ₂ S, 2.5% CO ₂	58 L
494450	100 ppm isobutylene	58 L
10048279	100 ppm isobutylene	34 L
478191	1.45% CH ₄ , 15.0% O ₂ , 60 ppm CO	100 L
814866	25 ppm NH ₃	58 L
711088	0.5 ppm PH ₃	34 L
711066	10 ppm Cl ₂	34 L
711062	40 ppm H ₂ S	34 L
806740	10 ppm Cl ₂	58 L

Accessories

P/N	Description
-----	-------------

10105756	Electronic cylinder holder
10125135	Non-electronic cylinder holder
10127111	4 GB SD card
10123937	Digital secure USB key
10125907	End cap
10127422	ALTAIR 4XR/4XM Detector Multi-unit Charger, NA
10127427	ALTAIR 5X/5X PID Detector Multi-unit Charger, NA
10127112	Laminated quick start guide
10127518	12" (TBR) Ethernet cable for test stand to test stand connection
10126657	DIN rail clip kit (2 clips & screws per kit)
10082834	USB IR dongle
10034391	Demand flow regulator (universal)
710289	Large capacity (<3000 psi) demand regulator
10124286	NA power supply (1 of 2)
10127146	NA power cord (2 of 2)
10126268	Vehicle power adapter

Technical Specifications


OPERATING TEMPERATURE	0-40°C (32-104°F), GALAXY GX2 System	
POWER INPUT POWER MODULE OPTIONAL VEHI CLE MODULE	100-240 VAC, 47-63 Hz 9-32 VDC	
PHYSICAL CHARACTERISTICS		
TEST STAND	Height Width Depth Material	11.80" (299.72 mm) 6.50" (165.10 mm) 7.90" (200.66 mm) acrylonitrile butadiene ABS
CYLINDER HOLDER	Height Width Depth Material	11.80" (299.72 mm) 6.50" (165.10 mm) 6.10" (154.94 mm) acrylonitrile butadiene ABS
MULTI-UNIT CHARGER	Height Width Depth Material	11.80" (299.72 mm) 6.50" (165.10 mm) 6.44" (163.58 mm) acrylonitrile butadiene ABS

Note: This Bulletin contains only a general description of the products shown. While product uses and performance capabilities are generally described, the products shall not, under any circumstances, be used by untrained or unqualified individuals. The products shall not be used until the product instructions/user manual, which contains detailed information concerning the proper use and care of the products, including any warnings or cautions, have been thoroughly read and understood. Specifications are subject to change without prior notice. MSA is a registered trademark of MSA Technology, LLC in the US, Europe, and other Countries. For all other trademarks visit <https://us.msasafety.com/Trademarks>.

MSA operates in over 40 countries worldwide. To find an MSA office near you, please visit [MSAsafety.com/offices](https://us.msasafety.com/offices).



Documents / Resources

 <p>MSA GALAXY GX2 Automated Test System</p>	<p>MSA GALAXY GX2 Automated Test System [pdf] Instruction Manual GALAXY GX2 Automated Test System, GALAXY GX2, Automated Test System, Test System</p>
---	---

References

-  [MSA Safety | Global](#)
-  [MSA Safety | Global](#)
-  [Trademark Information | MSA Safety | United States](#)

Manuals+.