



motorola IMPRES Windporting Remote Speaker Microphone User Guide

[Home](#) » [Motorola](#) » motorola IMPRES Windporting Remote Speaker Microphone User Guide 



PMMN4128 RM780
IMPRES Windporting Remote Speaker
Microphone, Large (IP68)
User Guide



EU Contact: Motorola Solutions, Czerwone Maki 82, 30-392 Krakow, Poland



MN007439A01-AB

FEBRUARY 2021

© 2021 Motorola Solutions, Inc. All rights reserved

Contents

- [1 Copyrights](#)
- [2 Contact Us](#)
- [3 Icon Conventions](#)
- [4 Style Conventions](#)
- [5 RF Energy Exposure and Product Safety Guide](#)
- [6 About PMMN4128 RM780 IMPRES Windporting RSM, Large \(IP68\)](#)
- [7 Recommended Practices for RM780](#)
- [8 Documents / Resources](#)
 - [8.1 References](#)
- [9 Related Posts](#)

Copyrights

The Motorola Solutions products described in this document may include copyrighted Motorola Solutions computer programs. Laws in the United States and other countries preserve for Motorola Solutions certain exclusive rights for copyrighted computer programs. Accordingly, any copyrighted Motorola Solutions computer programs contained in the Motorola Solutions products described in this document may not be copied or reproduced in any manner without the express written permission of Motorola Solutions.

© 2021 Motorola Solutions, Inc. All Rights Reserved

No part of this document may be reproduced, transmitted, stored in a retrieval system, or translated into any language or computer language, in any form or by any means, without the prior written permission of Motorola Solutions, Inc.

Furthermore, the purchase of Motorola Solutions products shall not be deemed to grant either directly or by implication, estoppel or otherwise, any license under the copyrights, patents, or patent applications of Motorola Solutions, except for the normal non-exclusive, royalty-free license to use that arises by operation of law in the sale of a product.

Disclaimer

Please note that certain features, facilities, and capabilities described in this document may not be applicable to or licensed for use on a specific system, or maybe dependent upon the characteristics of a specific mobile subscriber unit or configuration of certain parameters. Please refer to your Motorola Solutions contact for further information.

Trademarks

MOTOROLA, MOTO, MOTOROLA SOLUTIONS, and the Stylized M Logo are trademarks or registered trademarks of Motorola Trademark Holdings, LLC and are used under license. All other trademarks are the property of their respective owners.

Open Source Content

This product contains Open Source software used under license. Refer to the product installation media for full Open Source Legal Notices and Attribution content.

European Union (EU) Waste of Electrical and Electronic Equipment (WEEE) directive



■ The European Union's WEEE directive requires that products sold into EU countries must have the crossed-out trash bin label on the product (or the package in some cases). As defined by the WEEE directive, this cross-out trash bin label means that customers and end-users in EU countries should not dispose of electronic and electrical equipment or accessories in household waste.

Customers or end-users in EU countries should contact their local equipment supplier representative or service center for information about the waste collection system in their country.

MN006622A01-AB
Contact Us

Contact Us

The Solutions Support Center (SSC) is the primary contact for technical support included in your organization's service agreement with Motorola Solutions. Service agreement customers should be sure to call the SSC in all situations listed under Customer Responsibilities in their agreement, such as:

- Before reloading software
- To confirm troubleshooting results and analysis before taking action

Your organization received support phone numbers and other contact information appropriate for your geographic region and service agreement. Use that contact information for the most efficient response. However, if needed, you can also find general support contact information on the Motorola Solutions website, by following these steps:

1. Enter motorolasolutions.com in your browser.
2. Ensure that your organization's country or region is displayed on the page. Clicking or tapping the name of the region provides a way to change it.
3. Select "Support" on the motorolasolutions.com page.

Comments

Send questions and comments regarding user documentation to documentation@motorolasolutions.com. Provide the following information when reporting a documentation error:

- The document title and part number
- The page number or title of the section with the error
- A description of the error

Motorola Solutions offers various courses designed to assist in learning about the system. For information, go to <https://learning.motorolasolutions.com> to view the current course offerings and technology paths. A/S: 00798-14-800-9674

MN006622A01-AB
Icon Conventions

Icon Conventions

The documentation set is designed to give the reader more visual clues. The following graphic icons are used throughout the documentation set.



DANGER: The signal word **DANGER** with the associated safety icon implies information that, if disregarded, will result in death or serious injury.



WARNING: The signal word **WARNING** with the associated safety icon implies information that, if disregarded, could result in death or serious injury, or serious product damage.



CAUTION: The signal word CAUTION with the associated safety icon implies information that, if disregarded, may result in minor or moderate injury, or serious product damage.

CAUTION: The signal word CAUTION may be used without the safety icon to state potential damage or injury that is not related to the product.



IMPORTANT: IMPORTANT statements contain information that is crucial to the discussion at hand, but is not CAUTION or WARNING. There is no warning level associated with the IMPORTANT statement.




NOTICE: NOTICE contains information more important than the surrounding text, such as exceptions or preconditions. They also refer the reader elsewhere for additional information, remind the reader how to complete an action (when it is not part of the current procedure, for instance), or tell the reader where something is on the screen. There is no warning level associated with a notice.

MN006622A01-AB
Style Conventions

Style Conventions

The following style conventions are used:

Convention	Description
Bold	This typeface is used for names of, for instance, windows, buttons, and labels when these names appear on the screen (example: the Alarms Browser window). When it is clear that we are referring to, for instance, a button, the name is used alone (example: Click OK).
Monospacing font in bold	This typeface is used for words to be typed in exactly as they are shown in the text (example: In the Address field, type http://ucs01.ucs:9080/).
Monospacing font	This typeface is used for messages, prompts, and other text displayed on the computer screen (example: A new trap destination has been added).
<Monospacing font in bold Italic>	<p>This typeface is used with angle brackets as placeholders for a specific member of the group that the words represent (example: <router number>).</p>  <p>NOTICE: In sequences to be typed in, the angle brackets are omitted to avoid confusion about whether to include the angle brackets in the text to be typed.</p>
CAPITAL LETTERS	This typeface is used for keyboard keys (example: Press Y, and then press ENTER).
Italic	This typeface is used for citations. A citation usually is the name of a document or a phrase from another document (example: Dimetra IP System Overview).
→	An → (arrow pointing right) is used for indicating the menu or tab structure in instructions on how to select a certain menu item (example: File→Save) or a certain sub-tab.

MN006622A01-AB

Chapter 1: RF Energy Exposure and Product Safety Guide

Chapter 1

RF Energy Exposure and Product Safety Guide

This document contains important safety and operating instructions. Read these instructions carefully and save them for future reference.

CAUTION:

Before using this accessory, read this guide which contains important operating instructions for safe usage and RF energy awareness and control for compliance with applicable standards and regulations.

The Remote Speaker Microphone (RSM), when attached to the radio, is restricted to occupational use only to satisfy FCC/ICNIRP RF energy exposure requirements. Before using this product, read the RF energy awareness information and operating instructions in the Product Safety and RF Exposure booklet enclosed with your radio to ensure compliance with RF energy exposure limits.

Acoustic Safety

Exposure to loud noises from any source for extended periods of time may temporarily or permanently affect your hearing. The louder the volume of the radio, the less time is required before your hearing can be affected. Hearing damage from loud noise is sometimes undetectable at first and can have a cumulative effect. Follow the following guidelines to protect your hearing:

- Use the lowest volume necessary to do your job.
- Turn up the volume only if you are in noisy surroundings.
- Turn down the volume before attaching the headset or earpiece.
- Limit the amount of time you use headsets or earpieces at high volume.
- When using the radio without a headset or earpiece, do not place the speaker of the radio directly against your ear.
- If you experience hearing discomfort, ringing in your ears, or muffled speech, you should stop listening to your radio through your headset or earpiece, and have your hearing checked by your doctor. To change the volume level, refer to Radio Product Safety Leaflet or CPS for Surveillance extra loud (xL) Kit Configurations.

MN006622A01-AB

About PMMN4128 RM780 IMPRES Windporting RSM, Large (IP68)

Chapter 2

About PMMN4128 RM780 IMPRES Windporting RSM, Large (IP68)

2.1

RSM Feature

Figure 1: RSM Features

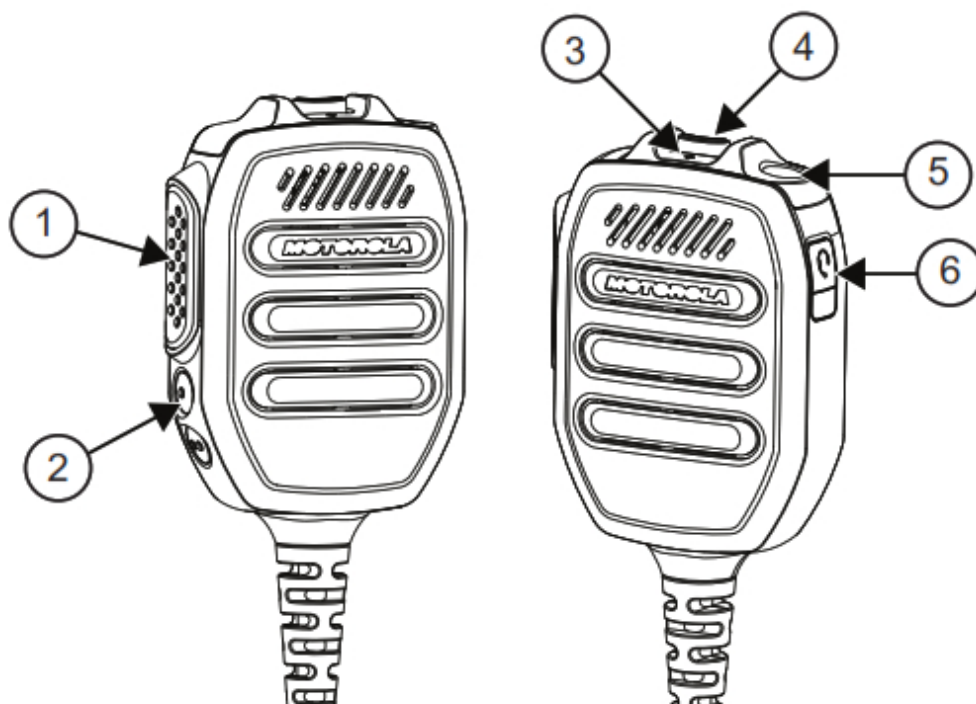


Table 1: RSM Feature Callouts

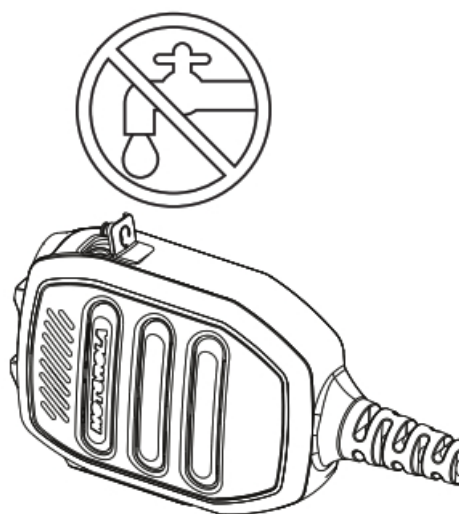
No	Descriptions
1	Push-to-Talk Button
2	· 1-Dot Button. Check with your dealer for available programmable functions. · 2-Dot Button. Check with your dealer for available programmable functions.
3	+ Volume Up
4	– Volume Down
5	Accessory Orange/Emergency Button. Check with your dealer for available programmable functions.
6	Receive-only 3.5 mm Audio Jack (Non-threaded) covered by Dust Cover

MN006622A01-AB

Chapter 2: About PMMN4128 RM780 IMPRES Windporting RSM, Large (IP68)

2.2

Recommended Practices for RM780



- Cover the audio jack with dust cover when it is not plugged with earpiece. Do not fill water into the audio jack.
- If water enters the audio jack, remove water by shaking the RSM.

Transmitting and Receiving

Figure 2: Transmitting



MN006622A01-AB

Chapter 2: About PMMN4128 RM780 IMPRES Windporting RSM, Large (IP68)

Figure 3: Receiving



Recommended Wearing Position
Figure 4: RM780 Wearing Position



2.3

Cable Management

This section describes the recommended cable position.

MN006622A01-AB

Chapter 2: About PMMN4128 RM780 IMPRES Windporting RSM, Large (IP68)

Figure 5: Recommended

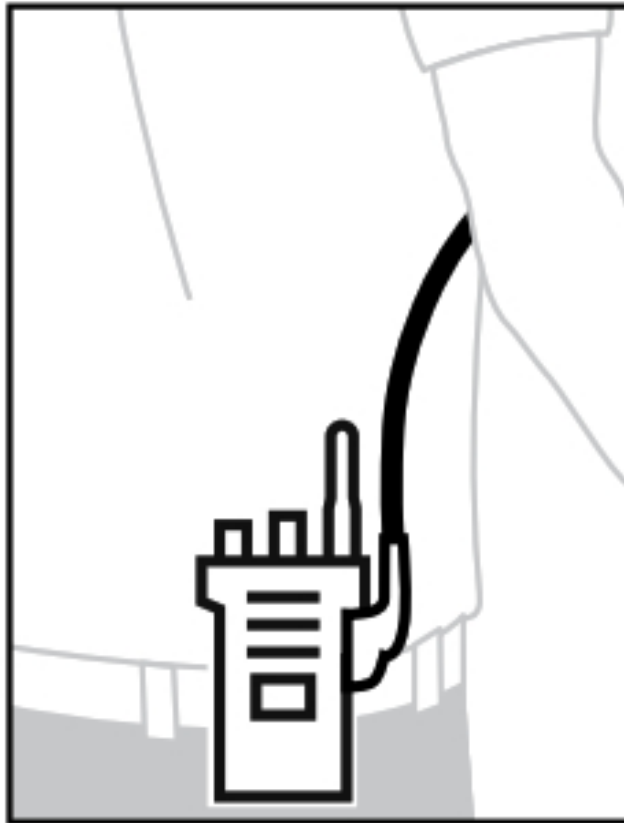
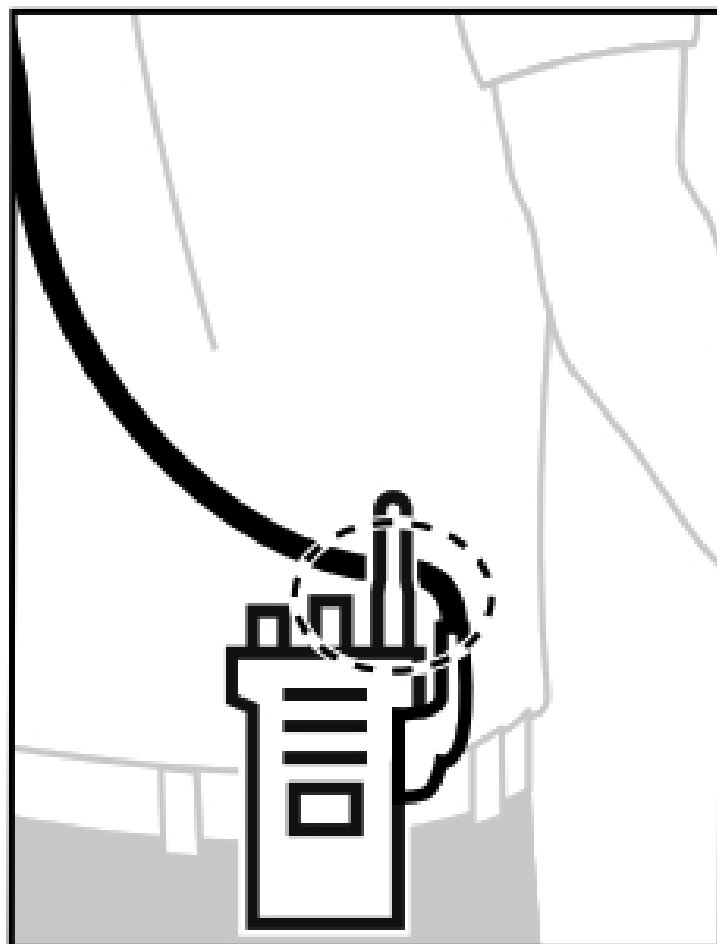


Figure 6: Not Recommended



To ensure optimum range and user experience, it is recommended to avoid crossing accessory cable with the radio antenna.

2.4

Attaching the RSM to the Radio

Procedure:

- 1. Attach the RSM connector to the side connector of the radio.
- 2. Secure the connection screw in a clockwise direction until tightened.

NOTICE: To ensure proper operation, turn off the radio before connecting the RSM to the radio. Connecting the RSM to the radio disables the speaker of the radio, but does not disable the microphone and PTT of the radio.

2.5

Detaching the RSM from the Radio

Procedure:

- 1. Unscrew and detach the RSM connector from the radio side connector.

MN006622A01-AB

Chapter 2: About PMMN4128 RM780 IMPRES Windporting RSM, Large (IP68)

2 Keep the dust cover inserted in the audio jack of the RSM when a secondary accessory is not being used.

2.6

Optional Accessories

No	Descriptions
PMLN8120	Rx only xL Clear Tube Earpiece, 3.5 mm Jack

2.7

Replacement Parts

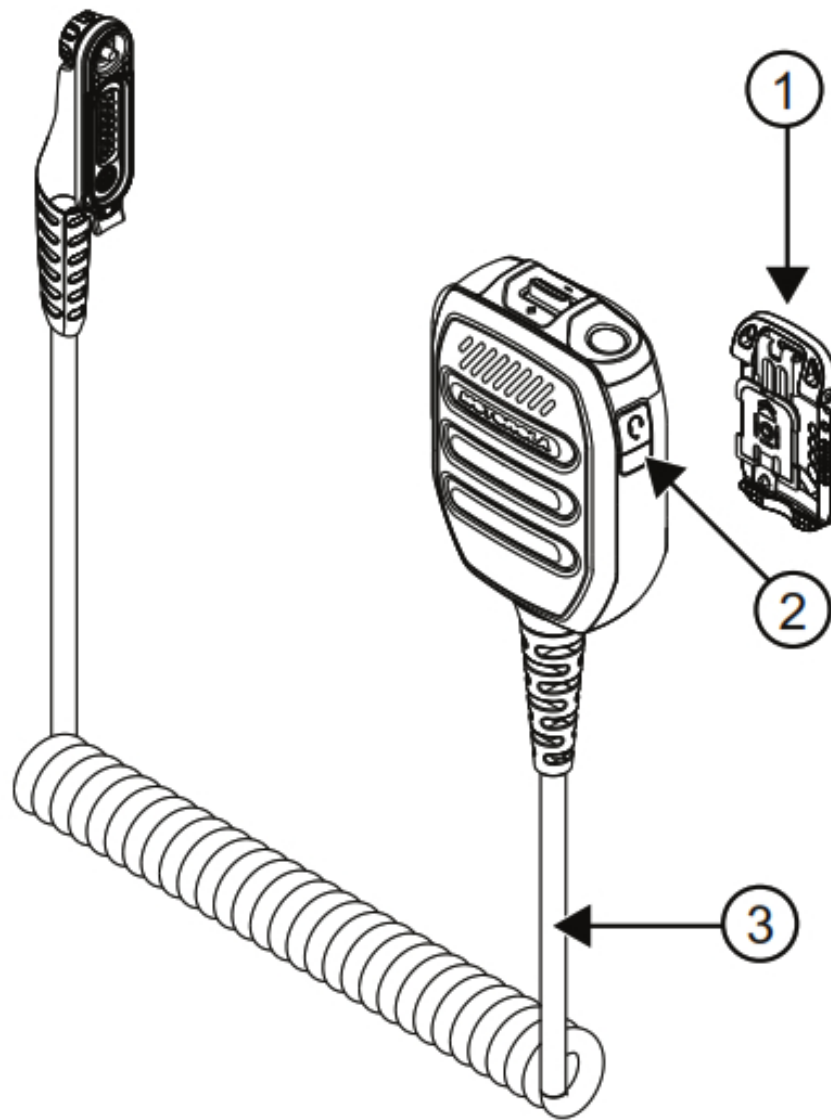


Table 2: Replacement Parts Callouts

No	Descriptions
1	Low Profile Swivel Clip (PMLN8121)
2	Dust Cover 10pcs/pack (PMLN8122)
3	Coil Cord (PMKN4232)

2.7.1

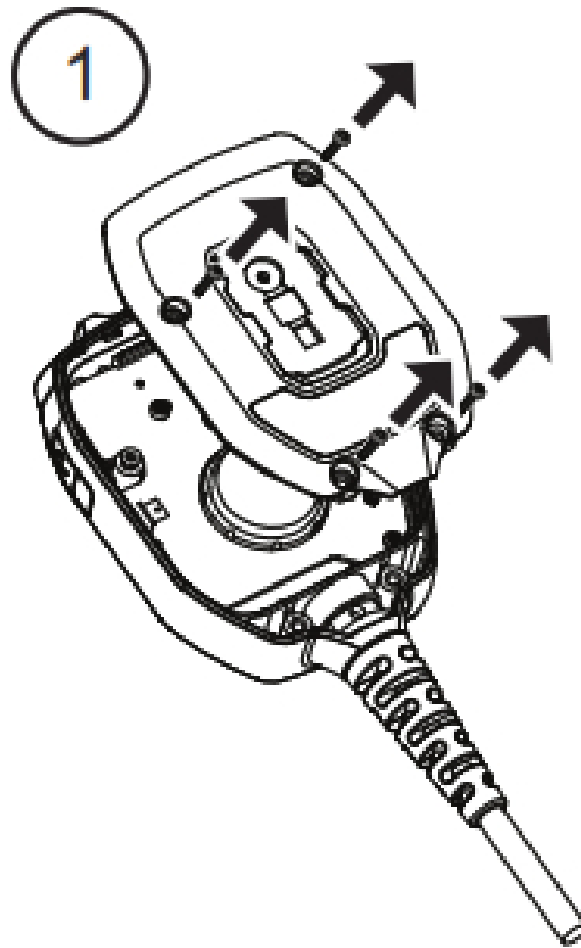
Replacing Coil Cord

Procedure:

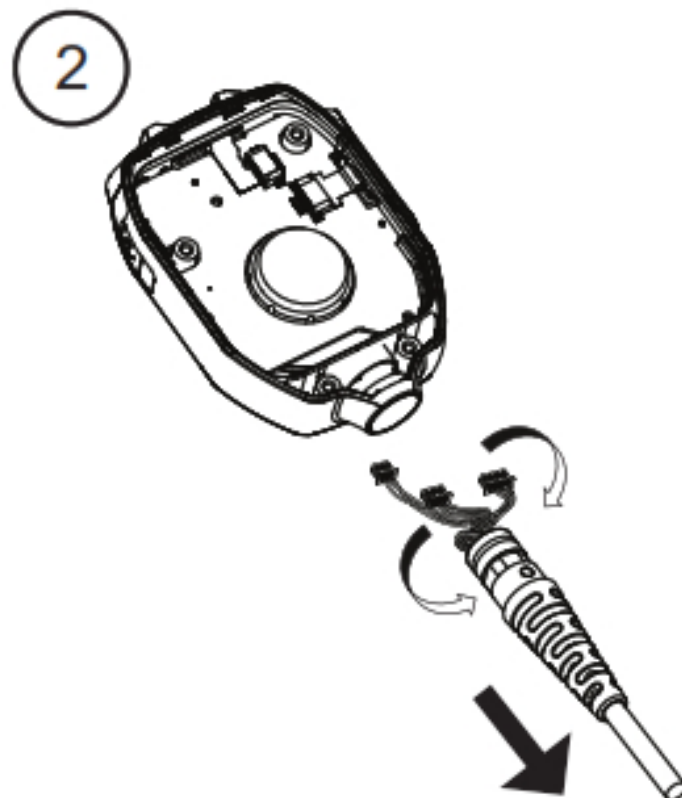
1 Remove the screws to disassemble the RSM.

MN006622A01-AB

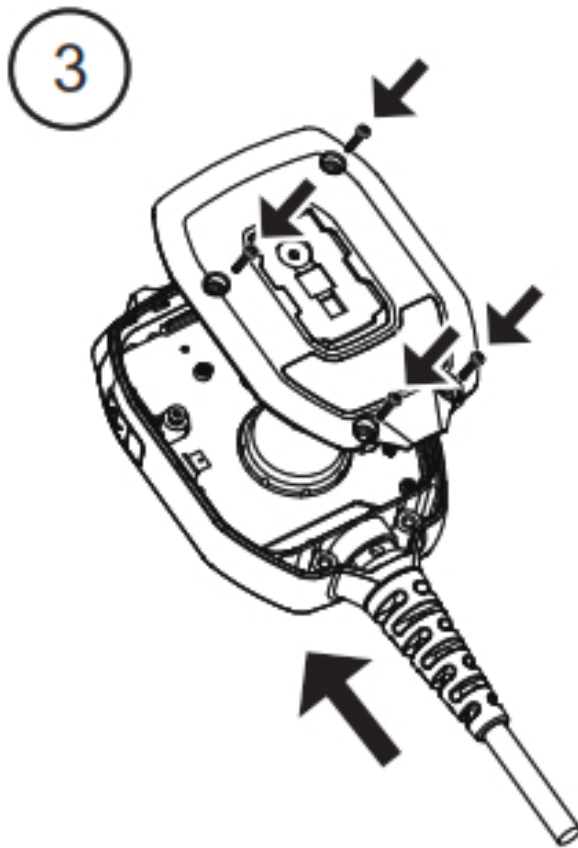
Chapter 2: About PMMN4128 RM780 IMPRES Windporting RSM, Large (IP68)



2 Remove the cable.



3 Reassemble the RSM.



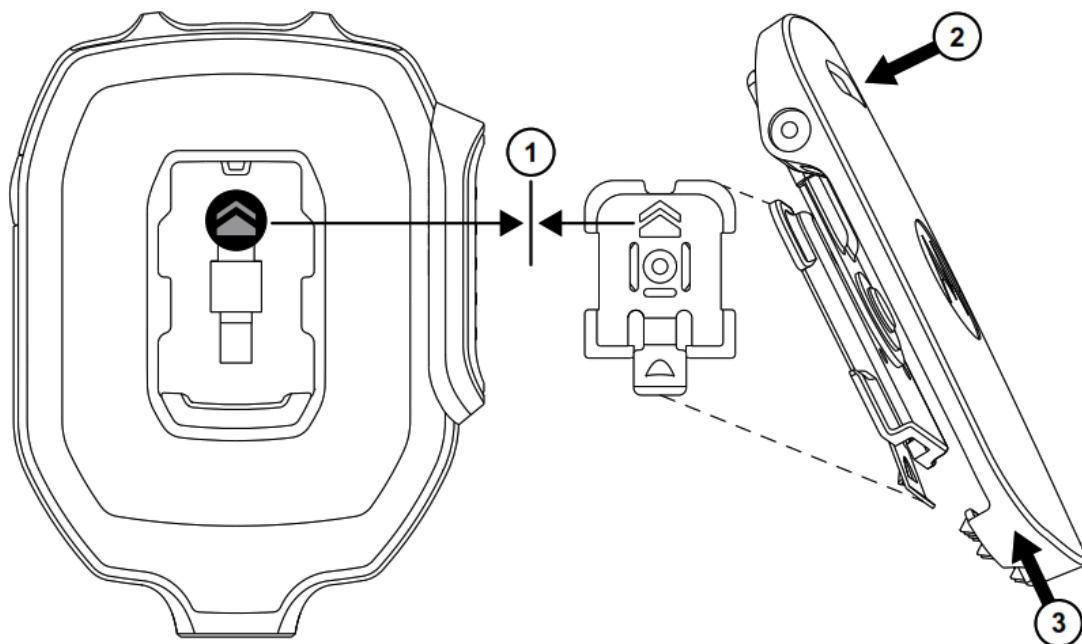
MN006622A01-AB

Chapter 2: About PMMN4128 RM780 IMPRES Windporting RSM, Large (IP68)

2.7.2

Attaching Swivel Clip

Procedure:

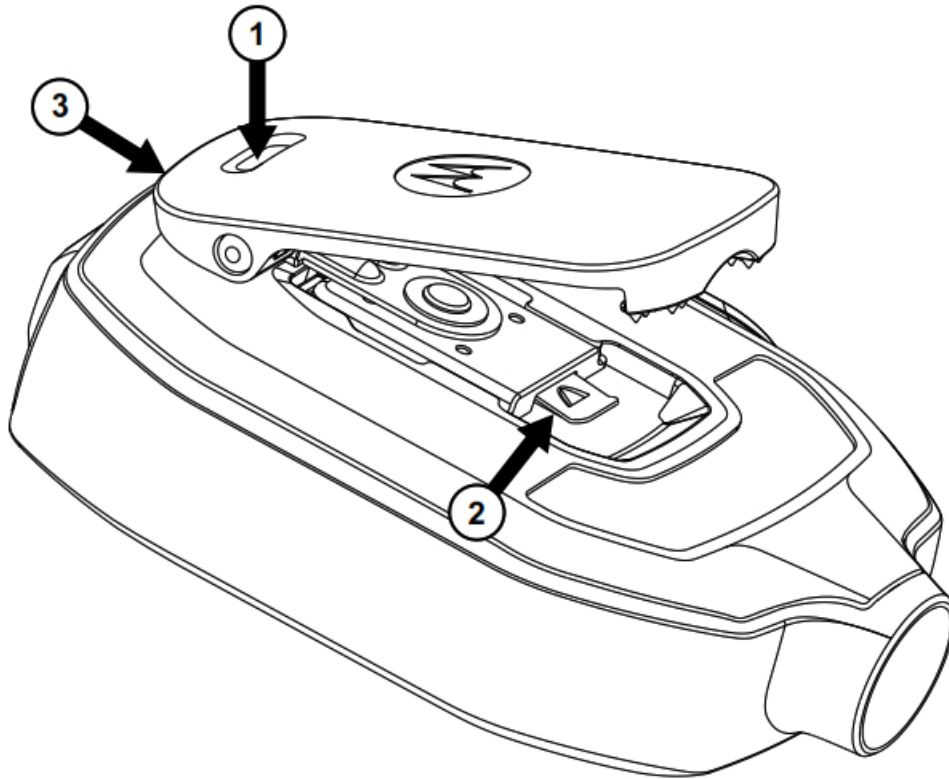


1. Match and align the arrowhead icons and side wings.
2. Push down the top of the clip.
3. Simultaneously, push the slide clip upward.

2.7.3

Detaching Swivel Clip

Procedure:



1. Push top of the clip to raise the clip to the highest position.
2. Lift up the bottom release latch.
3. Slide the clip to remove the clip.

2.8

Service and Warranty

Other than the replaceable cable assembly, dust cover, and clip, the PMMN4128 Remote Speaker

The microphone is not repairable.

Motorola Solutions offers a warranty for your accessory. Refer to your Motorola Solutions dealer or point of purchase for detailed information.



NOTICE: Warranty is void after customer replacement of any parts other than replacement parts listed.

Documents / Resources

<p>PMMN4128 RM780 IMPRES Windporting Remote Speaker Microphone, Large (IP68) User Guide</p> <p> <small> 68193 68194 68195 68196 68197 68198 68199 68200 68201 68202 68203 68204 68205 68206 68207 68208 68209 68210 68211 68212 68213 68214 68215 68216 68217 68218 68219 68220 68221 68222 68223 68224 68225 68226 68227 68228 68229 68230 68231 68232 68233 68234 68235 68236 68237 68238 68239 68240 68241 68242 68243 68244 68245 68246 68247 68248 68249 68250 68251 68252 68253 68254 68255 68256 68257 68258 68259 68260 68261 68262 68263 68264 68265 68266 68267 68268 68269 68270 68271 68272 68273 68274 68275 68276 68277 68278 68279 68280 68281 68282 68283 68284 68285 68286 68287 68288 68289 68290 68291 68292 68293 68294 68295 68296 68297 68298 68299 68300 68301 68302 68303 68304 68305 68306 68307 68308 68309 68310 68311 68312 68313 68314 68315 68316 68317 68318 68319 68320 68321 68322 68323 68324 68325 68326 68327 68328 68329 68330 68331 68332 68333 68334 68335 68336 68337 68338 68339 68340 68341 68342 68343 68344 68345 68346 68347 68348 68349 68350 68351 68352 68353 68354 68355 68356 68357 68358 68359 68360 68361 68362 68363 68364 68365 68366 68367 68368 68369 68370 68371 68372 68373 68374 68375 68376 68377 68378 68379 68380 68381 68382 68383 68384 68385 68386 68387 68388 68389 68390 68391 68392 68393 68394 68395 68396 68397 68398 68399 68400 68401 68402 68403 68404 68405 68406 68407 68408 68409 68410 68411 68412 68413 68414 68415 68416 68417 68418 68419 68420 68421 68422 68423 68424 68425 68426 68427 68428 68429 68430 68431 68432 68433 68434 68435 68436 68437 68438 68439 68440 68441 68442 68443 68444 68445 68446 68447 68448 68449 68450 68451 68452 68453 68454 68455 68456 68457 68458 68459 68460 68461 68462 68463 68464 68465 68466 68467 68468 68469 68470 68471 68472 68473 68474 68475 68476 68477 68478 68479 68480 68481 68482 68483 68484 68485 68486 68487 68488 68489 68490 68491 68492 68493 68494 68495 68496 68497 68498 68499 68500 68501 68502 68503 68504 68505 68506 68507 68508 68509 68510 68511 68512 68513 68514 68515 68516 68517 68518 68519 68520 68521 68522 68523 68524 68525 68526 68527 68528 68529 68530 68531 68532 68533 68534 68535 68536 68537 68538 68539 68540 68541 68542 68543 68544 68545 68546 68547 68548 68549 68550 68551 68552 68553 68554 68555 68556 68557 68558 68559 68560 68561 68562 68563 68564 68565 68566 68567 68568 68569 68570 68571 68572 68573 68574 68575 68576 68577 68578 68579 68580 68581 68582 68583 68584 68585 68586 68587 68588 68589 68590 68591 68592 68593 68594 68595 68596 68597 68598 68599 68600 68601 68602 68603 68604 68605 68606 68607 68608 68609 68610 68611 68612 68613 68614 68615 68616 68617 68618 68619 68620 68621 68622 68623 68624 68625 68626 68627 68628 68629 68630 68631 68632 68633 68634 68635 68636 68637 68638 68639 68640 68641 68642 68643 68644 68645 68646 68647 68648 68649 68650 68651 68652 68653 68654 68655 68656 68657 68658 68659 68660 68661 68662 68663 68664 68665 68666 68667 68668 68669 68670 68671 68672 68673 68674 68675 68676 68677 68678 68679 68680 68681 68682 68683 68684 68685 68686 68687 68688 68689 68690 68691 68692 68693 68694 68695 68696 68697 68698 68699 68700 68701 68702 68703 68704 68705 68706 68707 68708 68709 68710 68711 68712 68713 68714 68715 68716 68717 68718 68719 68720 68721 68722 68723 68724 68725 68726 68727 68728 68729 68730 68731 68732 68733 68734 68735 68736 68737 68738 68739 68740 68741 68742 68743 68744 68745 68746 68747 68748 68749 68750 68751 68752 68753 68754 68755 68756 68757 68758 68759 68760 68761 68762 68763 68764 68765 68766 68767 68768 68769 68770 68771 68772 68773 68774 68775 68776 68777 68778 68779 68780 68781 68782 68783 68784 68785 68786 68787 68788 68789 68790 68791 68792 68793 68794 68795 68796 68797 68798 68799 68800 68801 68802 68803 68804 68805 68806 68807 68808 68809 68810 68811 68812 68813 68814 68815 68816 68817 68818 68819 68820 68821 68822 68823 68824 68825 68826 68827 68828 68829 68830 68831 68832 68833 68834 68835 68836 68837 68838 68839 68840 68841 68842 68843 68844 68845 68846 68847 68848 68849 68850 68851 68852 68853 68854 68855 68856 68857 68858 68859 68860 68861 68862 68863 68864 68865 68866 68867 68868 68869 68870 68871 68872 68873 68874 68875 68876 68877 68878 68879 68880 68881 68882 68883 68884 68885 68886 68887 68888 68889 68890 68891 68892 68893 68894 68895 68896 68897 68898 68899 68900 68901 68902 68903 68904 68905 68906 68907 68908 68909 68910 68911 68912 68913 68914 68915 68916 68917 68918 68919 68920 68921 68922 68923 68924 68925 68926 68927 68928 68929 68930 68931 68932 68933 68934 68935 68936 68937 68938 68939 68940 68941 68942 68943 68944 68945 68946 68947 68948 68949 68950 68951 68952 68953 68954 68955 68956 68957 68958 68959 68960 68961 68962 68963 68964 68965 68966 68967 68968 68969 68970 68971 68972 68973 68974 68975 68976 68977 68978 68979 68980 68981 68982 68983 68984 68985 68986 68987 68988 68989 68990 68991 68992 68993 68994 68995 68996 68997 68998 68999 69000 69001 69002 69003 69004 69005 69006 69007 69008 69009 69010 69011 69012 69013 69014 69015 69016 69017 69018 69019 69020 69021 69022 69023 69024 69025 69026 69027 69028 69029 69030 69031 69032 69033 69034 69035 69036 69037 69038 69039 69040 69041 69042 69043 69044 69045 69046 69047 69048 69049 69050 69051 69052 69053 69054 69055 69056 69057 69058 69059 69060 69061 69062 69063 69064 69065 69066 69067 69068 69069 69070 69071 69072 69073 69074 69075 69076 69077 69078 69079 69080 69081 69082 69083 69084 69085 69086 69087 69088 69089 69090 69091 69092 69093 69094 69095 69096 69097 69098 69099 69100 69101 69102 69103 69104 69105 69106 69107 69108 69109 69110 69111 69112 69113 69114 69115 69116 69117 69118 69119 69120 69121 69122 69123 69124 69125 69126 69127 69128 69129 69130 69131 69132 69133 69134 69135 69136 69137 69138 69139 69140 69141 69142 69143 69144 69145 69146 69147 69148 69149 69150 69151 69152 69153 69154 69155 69156 69157 69158 69159 69160 69161 69162 69163 69164 69165 69166 69167 69168 69169 69170 69171 69172 69173 69174 69175 69176 69177 69178 69179 69180 69181 69182 69183 69184 69185 69186 69187 69188 69189 69190 69191 69192 69193 69194 69195 69196 69197 69198 69199 69200 69201 69202 69203 69204 69205 69206 69207 69208 69209 69210 69211 69212 69213 69214 69215 69216 69217 69218 69219 69220 69221 69222 69223 69224 69225 69226 69227 69228 69229 69230 69231 69232 69233 69234 69235 69236 69237 69238 69239 69240 69241 69242 69243 69244 69245 69246 69247 69248 69249 69250 69251 69252 69253 69254 69255 69256 69257 69258 69259 69260 69261 69262 69263 69264 69265 69266 69267 69268 69269 69270 69271 69272 69273 69274 69275 69276 69277 69278 69279 69280 69281 69282 69283 69284 69285 69286 69287 69288 69289 69290 69291 69292 69293 69294 69295 69296 69297 69298 69299 69300 69301 69302 69303 69304 69305 69306 69307 69308 69309 69310 69311 69312 69313 69314 69315 69316 69317 69318 69319 69320 69321 69322 69323 69324 69325 69326 69327 69328 69329 69330 69331 69332 69333 69334 69335 69336 69337 69338 69339 69340 69341 69342 69343 69344 69345 69346 69347 69348 69349 69350 69351 69352 69353 69354 69355 69356 69357 69358 69359 69360 69361 69362 69363 69364 69365 69366 69367 69368 69369 69370 69371 69372 69373 69374 69375 69376 69377 69378 69379 69380 69381 69382 69383 69384 69385 69386 69387 69388 69389 69390 69391 69392 69393 69394 69395 69396 69397 69398 69399 69400 69401 69402 69403 69404 69405 69406 69407 69408 69409 69410 69411 69412 69413 69414 69415 69416 69417 69418 69419 69420 69421 69422 69423 69424 69425 69426 69427 69428 69429 69430 69431 69432 69433 69434 69435 69436 69437 69438 69439 69440 69441 69442 69443 69444 69445 69446 69447 69448 69449 69450 69451 69452 69453 69454 69455 69456 69457 69458 69459 69460 69461 69462 69463 69464 69465 69466 69467 69468 69469 69470 69471 69472 69473 69474 69475 69476 69477 69478 69479 69480 69481 69482 69483 69484 69485 69486 69487 69488 69489 69490 69491 69492 69493 69494 69495 69496 69497 69498 69499 69500 69501 69502 69503 69504 69505 69506 69507 69508 69509 69510 69511 69512 69513 69514 69515 69516 69517 69518 69519 69520 69521 69522 69523 69524 69525 69526 69527 69528 69529 69530 69531 69532 69533 69534 69535 69536 69537 69538 69539 69540 69541 69542 69543 69544 69545 69546 69547 69548 69549 69550 69551 69552 69553 69554 69555 69556 69557 69558 69559 69560 69561 69562 69563 69564 69565 69566 69567 69568 69569 69570 69571 69572 69573 69574 69575 69576 69577 69578 69579 69580 69581 69582 69583 69584 69585 69586 69587 69588 69589 69590 69591 69592 69593 69594 69595 69596 69597 69598 69599 69600 69601 69602 69603 69604 69605 69606 69607 69608 69609 69610 69611 69612 69613 69614 69615 69616 69617 69618 69619 69620 69621 69622 69623 69624 69625 69626 69627 69628 69629 69630 69631 69632 69633 69634 69635 69636 69637 69638 69639 69640 69641 69642 69643 69644 69645 69646 69647 69648 69649 69650 69651 69652 69653 69654 69655 69656 69657 69658 69659 69660 69661 69662 69663 69664 69665 69666 69667 69668 69669 69670 69671 69672 69673 69674 69675 69676 69677 69678 69679 69680 69681 69682 69683 69684 69685 69686 69687 69688 69689 69690 69691 69692 69693 69694 69695 69696 69697 69698 69699 69700 69701 69702 69703 69704 69705 69706 69707 69708 69709 69710 69711 69712 69713 69714 69715 69716 69717 69718 69719 69720 69721 69722 69723 69724 69725 69726 69727 69728 69729 69730 69731 69732 69733 69734 69735 69736 69737 69738 69739 69740 69741 69742 69743 69744 69745 69746 69747 69748 69749 69750 69751 69752 69753 69754 69755 69756 69757 69758 69759 69760 69761 69762 69763 69764 69765 69766 69767 69768 69769 69770 69771 69772 69773 69774 69775 69776 69777 69778 69779 69780 69781 69782 69783 69784 69785 69786 69787 69788 69789 69790 69791 69792 69793 69794 69795 69796 69797 69798 69799 69800 69801 69802 69803 69804 69805 69806 69807 69808 69809 69810 69811 69812 69813 69814 69815 69816 69817 69818 69819 69820 69821 69822 69823 69824 69825 69826 69827 69828 69829 69830 69831 69832 69833 69834 69835 69836 69837 69838 69839 69840 69841 69842 69843 69844 69845 69846 69847 69848 69849 69850 69851 69852 69853 69854 69855 69856 69857 69858 69859 69860 69861 69862 69863 69864 69865 69866 69867 69868 69869 69870 69871 69872 69873 69874 69875 69876 69877 69878 69879 69880 69881 69882 69883 69884 69885 69886 69887 69888 69889 69890 69891 69892 69893 69894 69895 69896 69897 69898 69899 69900 69901 69902 69903 69904 69905 69906 69907 69908 69909 69910 69911 69912 69913 69914 69915 69916 69917 69918 69919 69920 69921 69922 69923 69924 69925 69926 69927 69928 69929 69930 69931 69932 69933 69934 69935 69936 69937 69938 69939 69940 69941 69942 69943 69944 69945 69946 69947 69948 69949 69950 69951 69952 69953 69954 69955 69956 69957 69958 69959 69960 69961 69962 69963 69964 69965 69966 69967 69968 69969 69970 69971 69972 69973 69974 69975 69976 69977 69978 69979 69980 69981 69982 69983 69984 69985 69986 69987 69988 69989 69990 69991 69992 69993 69994 69995 69996 69997 69998 69999 70000 70001 70002 70003 70004 70005 70006 70007 70008 70009 70010 70011 70012 70013 70014 70015 70016 70017 70018 70019 70020 70021 70022 70023 70024 70025 70026 70027 70028 70029 70030 70031 70032 70033 70034 70035 70036 70037 70038 70039 70040 70041 70042 70043 70044 70045 70046 70047 70048 70049 70050 70051 70052 70053 70054 70055 70056 70057 70058 70059 70060 70061 70062 70063 70064 70065 70066 70067 70068 70069 70070 70071 70072 70073 70074 70075 70076 70077 70078 70079 70080 70081 70082 70083 70084 70085 70086 70087 70088 70089 70090 70091 70092 70093 70094 70095 70096 70097 70098 70099 7010</small></p>
--

References

-  [Motorola Solutions](#)
-  [Solving for Safer - Motorola Solutions](#)