

[Skip to content](#)

Manuals+

User Manuals Simplified.



motorola H725-S Bluetooth Mono Headset with Alexa User Guide

[Home](#) » [Motorola](#) » motorola H725-S Bluetooth Mono Headset with Alexa User Guide



FCC ID: 2ARRB-H725
Quick Start Guide

Model: H725-S

Contents [hide](#)

[1 Congratulations](#)

[1.1 Your headset](#)

[2 Charging](#)

[2.1 Indicator Light](#)

[3 Basics](#)

[4 Wear it](#)

[5 Pair & connect](#)

[6 Button Operation](#)

[7 Status light](#)

[8 Safety Instruction](#)

[9 Help & More](#)

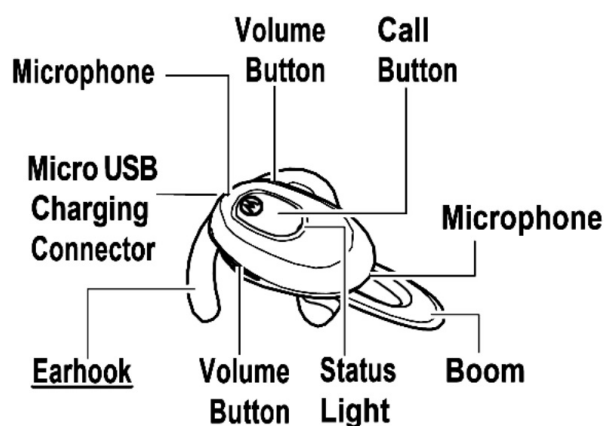
[10 General Information](#)

[11 Documents / Resources](#)

[12 Related Posts](#)

Congratulations

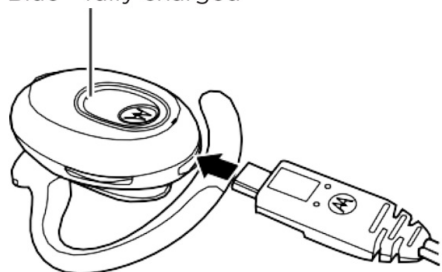
Your MOTOROLA H725-S headset is designed for quick connections, clear calls, and lasting comfort.



Your headset

Charging

Red - charging
Blue - fully charged



Indicator Light

While your headset is charging, you won't be able to use it.

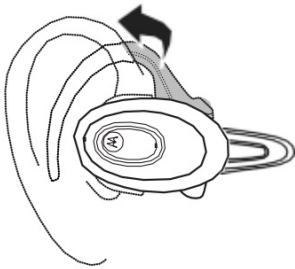
Note: Your battery is designed to last the life of your product. It should only be removed by a recycling facility. Any attempt to remove or replace your battery will damage your headset.

Basics

Turn on & off

To turn on/off your headset, flip the boom to the open (extended)/closed (folded under the headset body) position.

- oom is the ON/OFF switch of this headset.
- Automatically switch off after 5 minutes if no connection with the phone.

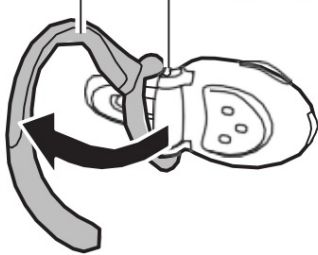


Wear it

Open the boom, flex the ear hook and loop it over your ear.
Make sure the speaker aligns with your ear canal.

Change for left ear use

Ear hook Hinge pin



Open the boom and ear hooks and gently lift-top of the ear hook up and off, flip the headset over, and then hook the bottom of the ear hook onto the lower hinge pin and lift-top of the ear hook up and onto the upper hinge pin.

Pair & connect

Pair & connect with your phone

1. Turn off any Bluetooth® devices previously paired with your headset.
2. Turn on the Bluetooth feature on your phone.
3. Turn on your headset. The status light is steadily lit in blue, you can hear power on". (see "Turn on & off")
4. The status light will then change to blue and red alternately, you can hear "paring". Select H725-S on the Bluetooth menu of your phone.
5. When your headset successfully connects to your phone, you hear "connected".
6. Put the headset on your ear. (see "Wear it")

Note: When prompted for the passkey, enter 0000.

For daily use, make sure your headset is turned on, and your phone's Bluetooth feature is on.
Your headset and phone will connect automatically.

Button Operation

Note: Some features are phone/network dependent.c

To...

Switch on	Flip the boom open (extended)
Answer call	Press the Call Button.
Reject call	Press and hold Call Button for 1 second.
Call Waiting (answer 2*6 incoming calls)	Double Press the Call Button when talking with the first call.
End a call	Press the Call Button.
Voice Command	Double Press the Call Button
Music Mode (Forward)	Press and hold Volume Up Button for 1 second.
Music Mode (Backward)	Press and hold Volume Down Button for 1 second.
Switch off	Flip the boom back (closed)
Force Pairing	Press and hold Call Button for 5 seconds.

Status light

Headset Status	LED Indicator
OFF mode charging (charging)	Long RED
OFF mode charging (fully charged)	Long BLUE
Pairing	Flash BLUE and RED alternately
Connected & Stand-by/ Listening music/calling	Flash BLUE once every S seconds
Incoming Call	Flash BLUE once every 1 second
Battery capacity less than 15%	Flash RED
Power off	Flash RED for 1 second

Safety Instruction

To avoid hearing damage, keep the volume at a moderate level.
Avoid listening to music at loud volume levels for prolonged periods of time as this may cause permanent hearing damage or hearing loss.
Don't use this product when it is unsafe to do so. For example, while operating a vehicle, cycling, crossing a road, or any activity which requires your attention and ability to hear.

Help & More

– Get help, please visit: motorolasound.com/support

General Information

Consumer Products and Accessories Limited Warranty ("Warranty") Thank you for purchasing this Motorola branded product manufactured under license by Meizhou Guo Wei Electronics Co., Ltd. ("MZGW").

What Does This Warranty Cover?

Subject to the exclusions contained below, MZGW warrants that this Motorola branded product ("Product") or certified accessory ("Accessory") sold for use with this product that is manufactured to be free from defects in materials and workmanship under normal consumer usage for the period outlined below. This Warranty is your exclusive warranty and is not transferable.

Who is covered?

This Warranty extends only to the first consumer purchaser and is not transferable.

What will MZGW do?

MZGW or its authorized distributor at its option and within a commercially reasonable time, will at no charge repair or replace any Products or Accessories that do not conform to this Warranty. We may use functionally equivalent reconditioned/refurbished / pre-owned or new Products, Accessories, or parts.

What Other Limitations Are There?

ANY IMPLIED WARRANTIES, INCLUDING WITHOUT LIMITATION THE IMPLIED WARRANTIES OF MERCHANTABILITY AND FITNESS FOR A PARTICULAR PURPOSE, SHALL BE LIMITED TO THE DURATION OF THIS LIMITED WARRANTY, OTHERWISE, THE REPAIR OR REPLACEMENT PROVIDED UNDER THIS EXPRESS LIMITED WARRANTY IS THE EXCLUSIVE REMEDY OF THE CONSUMER, AND IS PROVIDED IN LIEU OF ALL OTHER WARRANTIES, EXPRESS OR IMPLIED. IN NO EVENT SHALL MOTOROLA OR MZGW BE LIABLE, WHETHER IN CONTRACT OR TORT (INCLUDING NEGLIGENCE) FOR DAMAGES IN EXCESS OF THE PURCHASE PRICE OF THE PRODUCT OR ACCESSORY, OR FOR ANY INDIRECT, INCIDENTAL, SPECIAL, OR CONSEQUENTIAL DAMAGES OF ANY KIND, OR LOSS OF REVENUE OR PROFITS, LOSS OF BUSINESS, LOSS OF INFORMATION OR OTHER FINANCIAL LOSS ARISING OUT OF OR IN CONNECTION WITH THE ABILITY OR INABILITY TO USE THE PRODUCTS OR ACCESSORIES TO THE FULL EXTENT THESE DAMAGES MAY BE DISCLAIMED BY LAW?

Some jurisdictions do not allow the limitation or exclusion of incidental or consequential damages, or limitation on the length of an implied warranty, so the above limitations or exclusions may not apply to you. This Warranty gives you specific legal rights, and you may also have other rights that vary from one jurisdiction to another.

Consumer Products	One (1) year from the date of the products original purchase by the first consumer purchaser of the product.
Consumer Accessories	Ninety (90) days from the date of the accessory's original purchase by the first consumer purchaser of the product.
Consumer Accessories that are Repaired or Replaced	The balance of the original warranty or ninety (90) days from the date returned to the consumer, whichever is longer.

Normal Wear and Tear. Periodic maintenance, repair, and replacement of parts due to normal wear and tear are excluded from coverage. Batteries. Only batteries whose fully charged capacity falls below 80% of their rated capacity and batteries that leak is covered by this Warranty.

Abuse & Misuse. Defects or damage that result from: (a) improper operation, storage, misuse or abuse, accident or neglect, such as physical damage (cracks, scratches, etc.) to the surface of the product resulting from misuse; (b) contact with liquid, water, rain, extreme humidity or heavy perspiration, sand, dirt or the like, extreme heat, or food; (c) use of the Products or Accessories for commercial purposes or subjecting the Product or Accessory to abnormal usage or conditions; or (d) other acts which are not the fault of MOTOROLA or MZGW, are excluded from coverage.

Use of Non-Motorola branded Products and Accessories. Defects or damage that result from the use of Non-Motorola branded or certified Products or Accessories or other peripheral equipment is excluded from coverage.

Unauthorized Service or Modification. Defects or damages resulting from service, testing, adjustment, installation, maintenance, alteration, or modification in any way by someone other than MOTOROLA, MZGW, or its authorized service centers are excluded from coverage.

Altered Products. Products or Accessories with (a) serial numbers or date tags that have been removed, altered, or obliterated; (b) broken seals or that show evidence of tampering; (c) mismatched board serial numbers; or (d) nonconforming or non-Motorola branded housings, or parts, are excluded from coverage. Communication Services. Defects, damages, or the failure of Products or Accessories due to any communication service or signal you may subscribe to or use with the Products or accessories is excluded from coverage. You will receive instructions on how to ship the Products or Accessories at your expense and risk, to an MZGW Authorized Repair Center. To obtain service, you must include: (a) the Product or Accessory; (b) the original proof of purchase (receipt) which includes the date, place, and seller of the Product; (c) if a warranty card was included in your box, a completed warranty card showing the serial number of the Product; (d) a written description of the problem; and, most importantly; (e) your address and telephone number.

Disposal of the Device (environment)

At the end of the product life cycle, you should not dispose of this product with normal household waste. Take this product to a collection point for the recycling of electrical and electronic equipment. The symbol on the product, user's guide, and/or box indicates this.

Some of the product materials can be re-used if you take them to a recycling point. By reusing some parts or raw materials from used products you make an important contribution to the protection of the environment. Please contact your local authorities in case you need more information on the collection points in your area.



European Union Directives Conformance Statement

The following CE compliance information is applicable to Motorola products that carry one of the following CE marks.



Hereby, MZGW declares that this product is in compliance with:

- The essential requirements and other relevant provisions of RED Directive 2014/53/EU
- All other relevant EU Directives
- The Declaration of Conformity can be obtained at: motorolasound.com

FCC Notice to Users

Caution: The user is cautioned that changes or modifications not expressly approved by the party responsible for compliance could void the user's authority to operate the equipment. This device complies with Part 15 of the FCC Rules. Operation is subject to the following two conditions: (1) this device may not cause harmful interference, and (2) this device must accept any interference received, including interference that may cause undesired operation.

NOTE: This equipment has been tested and found to comply with the limits for a Class B digital device, pursuant to Part 15 of the FCC Rules. These limits are designed to provide reasonable protection against harmful interference in a residential installation. This equipment generates, uses, and can radiate radio frequency energy and, if not installed and used in accordance with the instructions, may cause harmful interference to radio communications. However, there is no guarantee that interference will not occur in a particular installation.

If this equipment does cause harmful interference to radio or television reception, which can be determined by turning the equipment off and on, the user is encouraged to try to correct the interference by one or more of the following measures:

- Reorient or relocate the receiving antenna.
- Increase the separation between the equipment and receiver.

- Connect the equipment into an outlet on a circuit different from that to which the receiver is connected.
- Consult the dealer or an experienced radio/TV technician for help.

FCC Radiation Exposure Statement:

This equipment complies with FCC radiation exposure limits set forth for an uncontrolled environment. This transmitter must not be co-located or operating in conjunction with any other antenna or transmitter.

Industry Canada Notice to Users

This device complies with Industry Canada license-exempt RSS standard(s). Operation is subject to the following two conditions: (1) This device may not cause interference and (2) This device must accept any interference, including interference that may cause undesired operation of the device. See RSS-Gen, Section 8.4. This device complies with ICES-003 requirements for Class B ITE (Information Technology Equipment). CAN ICES-3 (B)/NMB-3(B) This device meets the IC requirements.

Printed in China

Version 1 (EN_US)

Documents / Resources



[motorola H725-S Bluetooth Mono Headset with Alexa](#) [pdf] User Guide

H725, 2ARRB-H725, 2ARRBH725, H725-S, Bluetooth Mono Headset with Alexa

Manuals+,

- [home](#)
- [privacy](#)