




# Moss Distributing Pipeline Games Lucky Numbers User Manual

[Home](#) » [Moss Distributing](#) » Moss Distributing Pipeline Games Lucky Numbers User Manual 

## ***MossDistributing***

# User Manual Lucky Number






## Contents

- 1 Machine specifications and technical parameters
- 2 Spare parts list
- 3 Gameplay description
- 4 Feature:
- 5 Machine introduction
- 6 Common faults & solutions
- 7 Appendix:Motherboard,I/O board setting & Wiring table
- 8 Program operation instructions
- 9 Documents / Resources
  - 9.1 References

## Machine specifications and technical parameters

1. Operating Voltage AC110V 60Hz, 220W or AC220V 50Hz, 440W
2. Power consumption: Minimum power 220W,Maximum power: 440W;Weight:about 60KG
3. Size: 1140 (L) \* 800 (W) \*2470(H) mm

## Spare parts list

No.	Name	Model	QTY	Picture	Remarks
1	Power Cable	(10A/250V)	1		
2	Fuse	5A	2		
3	Key	147	3		
4	User Manual	English	1		

## Gameplay description

1. The player inserts a coin to start the lights to scroll randomly on the playfield.
2. A simple press of the button will stop the lights and the player will be awarded the number of tickets that the light stops on
3. Stop on the Bonus spot and you will win a TON of TICKETS!
4. Also the ? Icon give a surprise!

ICONS	REWARDS
3	3 Tickets
5	5 Tickets
15	15 Tickets
20	20 Tickets
25	25 Tickets
30	30 Tickets
50	50 Tickets
250	250 Tickets
500	500 Tickets
?	Version a, Extra 2 Credits, Version b, Two lights Running around and need to stop one by one. Version 3, 3 lights Running around and need to stop one by one. M I Randomly selected! All in the ? Icon
BONUS	What Show on the Display you will want

### Feature:

Lucky Number is an indoor amusement machine designed for mass entertainment. The shape is novel, beautiful, safe and reliable. Easy to operate. It combines games and entertainment into one, and is deeply loved by friends at home and abroad.

1. Unique design, dazzling lighting effects;
2. Independently develop unique programs, select high-quality electronic chips, and the program is stable and efficient;
3. It is suitable for any age and style of playground, is the venue's popular equipment. Can be placed in children's playground, supermarkets, video games, shopping malls, etc (4)

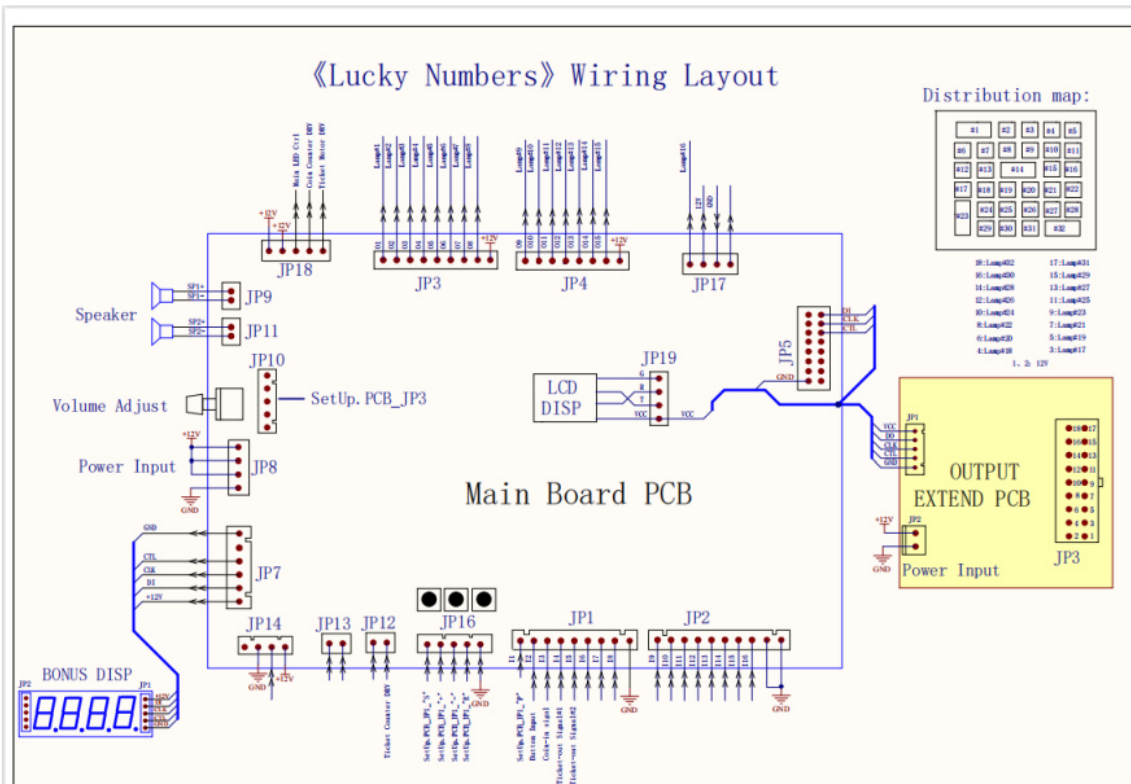
### Machine introduction



## Common faults & solutions

Common faults	Circumstances	Solutions
Error 1	Ticket redemption fault	1.Tickets are out. After supplementary the tickets, short press the “ENTER”to repair.

## Appendix:Motherboard,I/O board setting & Wiring table



## Program operation instructions

### 1. Function setting button operation method

- (1) 1. In the standby mode, press the "SET" button to enter the function setting, and press it again quickly to exit the setting.
- (2) In the setting mode, press the "PAGE" to select setting items..
- (3) In the setting mode, press the "ENTER" to enter the menu
- (4) Press the "+" "-" to change the function parameter of the settings. (Long press to increase number quickly)

### 2. Parameter settings

No.	Setting Item	Function Description	Setting range
1	P01	Coins number per round	2
2	P02	Number of games per round	1
3	P03	Game timeout time	30S
4	PO4	Ticket redemption or not 0: No 1: Yes	1
5	P05	The average ticket setting per round	30
6	P06	Jackpot initial value	1000
7	P07	Jackpot prize increment per round	1
8	P08	Jackpot maximum	5000
9	P09	Game Mode 0: Mode A 1: Mode B 2: Mode C	3
10	P 10	Power-down protection. Whether to save when power off 0: No 1: Yes 1	1
	P 11	Whether to mute when in standby 0: No 1: Yes 0	0

### 3. Learn power-down protection parameters


Press and hold the “Enter” button on the motherboard and keep it on until you hear the music and let go, you can delete the unused coins and tickets.

### 4. Restore factory settings

press and hold the “+” and “-” buttons on the motherboard and keep on powering up until you hear the music and let go, you can restore the factory settings.

# ***MossDistributing***

## Documents / Resources

	<p><a href="#">Moss Distributing Pipeline Games Lucky Numbers</a> [pdf] User Manual Pipeline Games Lucky Numbers, Pipeline, Games Lucky Numbers, Lucky Numbers, Numbers</p>
---	---

## References

- [User Manual](#)

This website is an independent publication and is neither affiliated with nor endorsed by any of the trademark owners. The "Bluetooth®" word mark and logos are registered trademarks owned by Bluetooth SIG, Inc. The "Wi-Fi®" word mark and logos are registered trademarks owned by the Wi-Fi Alliance. Any use of these marks on this website does not imply any affiliation with or endorsement.