



# MOSITOECO MST-F433-A Remote Control Instruction Manual

[Home](#) » [MOSITOECO](#) » MOSITOECO MST-F433-A Remote Control Instruction Manual 

## Contents


- [1 MOSITOECO MST-F433-A Remote Control](#)
- [2 Operation Instructions](#)
- [3 Documents / Resources](#)






**MOSITOECO MST-F433-A Remote Control**



## Operation Instructions



**As shown in the figure**

1. FAN/OFF: Press this button to stop the fan from rotating.
2. LIGHT ON/OFF: Press this button to control the light on and off.
3. 1-6numeral key 1-6 Gear 1 is the speed button for the fan/motor, with gear 1 being the lowest and gear 6 being the highest speed.
4.  Intermediate key Switch buttons for forward and reverse rotation.
5. 1H 2H 4H Press this key for timed shutdown, 1H/2H/4H Rear turn off motor and lights
6.  Luma Key Long press this button to adjust the brightness. Long press and hold the brightness down or up until it reaches the highest or lowest brightness, and stop adjusting the brightness when the target brightness is released.
7.  Color temperature key Short press this key to switch the color temperature from 3000/4000/6000 K, long press this key to switch the color temperature from 6500->2700K or 2700K ->6500K without polarity

This device complies with Part 15 of the FCC Rules. Operation is subject to the following two conditions: (1) this device may not cause harmful interference, and (2) this device must accept any interference received, including interference that may cause undesired operation

**NOTE:** This equipment has been tested and found to comply with the limits for a Class B digital device, pursuant to Part 15 of the FCC Rules. These limits are designed to provide reasonable protection against harmful

interference in a residential installation. This equipment generates, uses and can radiate radio frequency energy and, if not installed and used in accordance with the instructions, may cause harmful interference to radio communications. However, there is no guarantee that interference will not occur in a particular installation.

If this equipment does cause harmful interference to radio or television reception, which can be determined by turning the equipment off and on, the user is encouraged to try to correct the interference by one or more of the following measures:

- Reorient or relocate the receiving antenna.
- Increase the separation between the equipment and receiver.
- Connect the equipment into an outlet on a circuit different from that to which the receiver is connected.
- Consult the dealer or an experienced radio/TV technician for help.

**Warning:** changes or modifications not expressly approved by the party responsible for compliance could void the user's authority to operate the equipment  
The device has been evaluated to meet general RF exposure requirements. The device can be used in portable exposure conditions without restriction.

**Documents / Resources**

	<p><a href="#">MOSITOECO MST-F433-A Remote Control</a> [pdf] Instruction Manual MST-F433A, 2AU7R-MST-F433A, 2AU7RMSTF433A, mst f433a, Remote Control, MST-F433-A Remote Control</p>
--	---