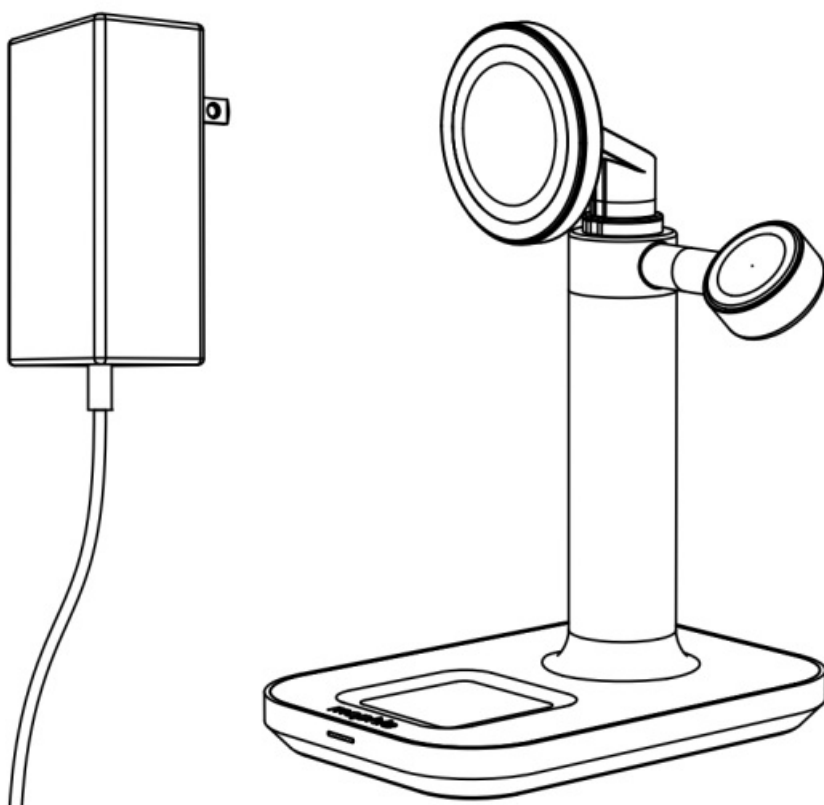


mophie 3 in 1 Extendable Stand with MagSafe



Contents [hide](#)

[1 IMPORTANT SAFETY INSTRUCTIONS](#)

[2 INSTALLATION INSTRUCTIONS](#)

[3 WARRANTY](#)

[4 CUSTOMER SERVICE](#)

[5 Documents / Resources](#)

[5.1 References](#)

[6 Related Posts](#)

IMPORTANT SAFETY INSTRUCTIONS

Warning

Read all instructions and warnings prior to using this product. Improper use of this product may result in product damage, excess heat, toxic fumes, fire or explosion, for which damages you ("Purchaser"), and not the Manufacturer are responsible.

⚠ Do not store device in high-temperature environment, including heat caused by intense sunlight or other forms of heat. Do not place device in fire or other excessively hot environments. Exposure to fire or temperature above 212°F (100°C) may cause explosion.

⚠ Do not expose the wireless charger to rain or snow.

⚠ Do not use the wireless charger in excess of its output rating. Overloading outputs above rating may result in a risk of fire or injury to persons.

⚠ Do not disassemble this product or attempt to re-purpose or modify it in any manner.

⚠ Do not attempt to replace any part of this device.

⚠ For questions or instructions for the various ways to charge this device, refer to the illustrations in this quick-start guide.

⚠ Use of a power supply or charger not recommended by mophie may result in a risk of fire or injury to persons.

⚠ If this device is accessible to or may be used by a minor, purchasing adult agrees to be solely responsible for providing supervision, instruction, and warnings.

Purchaser agrees to defend, indemnify, and hold Manufacturer harmless for any claims or damages arising from unintended use or misuse by a minor.

⚠ All products have gone through a thorough quality assurance inspection. If you find that your device is excessively hot, is emitting odor, is deformed, abraded, cut, or is experiencing or demonstrating an abnormal phenomenon, immediately stop all product use and contact Manufacturer.

⚠ Switch off the wireless charger when not in use. The wireless charger will automatically switch off when disconnected from its wall charger.

⚠ To disconnect the charging pad from line voltage, pull the AC adapter from the AC outlet.

⚠ The AC outlet shall be installed near the charging pad and shall be easily accessible.

⚠ To comply with FCC RF exposure compliance requirements, the wireless charger must be used with a separation distance of at least 20 cm from all persons.

SAVE THESE INSTRUCTIONS

Legal

Manufacturer shall not in any way be liable to you or to any third party for any damages you or any third party may suffer as a result of use, intended or unintended, or misuse of this product in conjunction with any device or accessory other than the appropriate device for which this product is designed.

Manufacturer will not be responsible for any damages you or any third party may suffer as a result of misuse of this product as outlined above. Purchaser agrees to defend, indemnify, and hold Manufacturer harmless for any claims or damages arising from unintended use or misuse, including use with an unintended device.

MagSafe is a trademark of Apple Inc, registered in the U.S. and other countries. All rights reserved.

This device complies with part 15 of the FCC Rules and RSS-Gen of IC Rules. Operation is subject to the following two conditions: (1) This device may not cause harmful interference, and (2) this device must accept any interference received, including interference that may cause undesired operation.

NOTE: This equipment has been tested and found to comply with the limits for a Class B digital device, pursuant to part 15 of the FCC Rules. These limits are designed to provide reasonable protection against harmful interference in a residential installation. This equipment generates, uses, and can radiate radio frequency energy and, if not installed and used in accordance with the instructions, may cause harmful interference to radio communications. However, there is no guarantee that interference will not occur in a particular installation.

If this equipment does cause harmful interference to radio or television reception, which can be determined by turning the equipment off and on, the user is encouraged to try to correct the interference by one or more of the following measures:

- Reorient or relocate the receiving antenna.
- Increase the separation between the equipment and receiver.
- Connect the equipment into an outlet on a circuit different from that to which the receiver is connected.
- Consult the dealer or an experienced radio/TV technician for help.

CAUTION: To comply with the limits of the Class B digital device, pursuant to Part 15 of the FCC Rules, this device must be used with certified peripherals and shielded cables. All peripherals must be shielded and grounded. Operation with non-certified peripherals or non-shielded cables may result in interference to radio or reception.

This equipment complies with FCC/IC radiation exposure limits set forth for an uncontrolled environment. This equipment should be installed and operated with minimum distance 20cm between the radiator & your body.

Any changes or modifications not expressly approved by the party responsible for compliance could void the user's authority to operate the equipment.

MODIFICATION: Any changes or modifications of this device could void the warranty.

STATEMENT OF COMPLIANCE:

Hereby, ZAGG International declares that the radio equipment wireless charging device is in compliance with Directive 2014/53/EU. The full text of the EU declaration of conformity is available at the following Internet address:

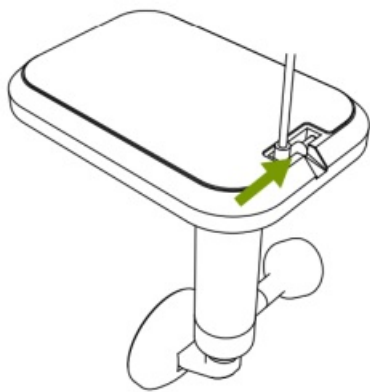
http://www.mophie.com/cert_red.




WEEE DECLARATION: All of our products are marked with the WEEE symbol; this indicates that this product must NOT be disposed of with other waste. Instead it is the user's responsibility to dispose of their waste electrical and electronic equipment by handing it over to an approved re-processor, or by returning it to mophie for reprocessing. For more information about where you can send your waste equipment for recycling, please contact mophie, inc. or one of your local distributors.

INSTALLATION INSTRUCTIONS

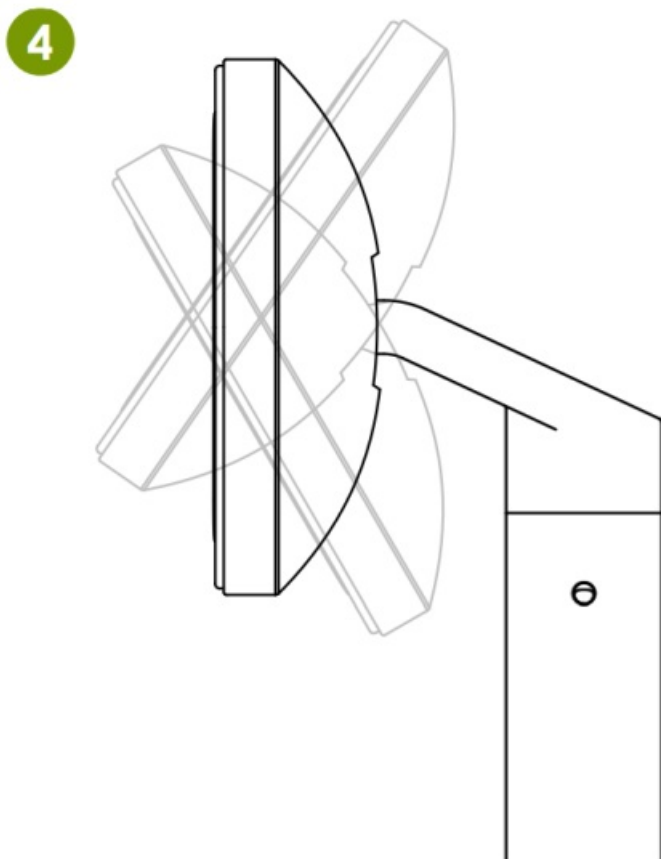
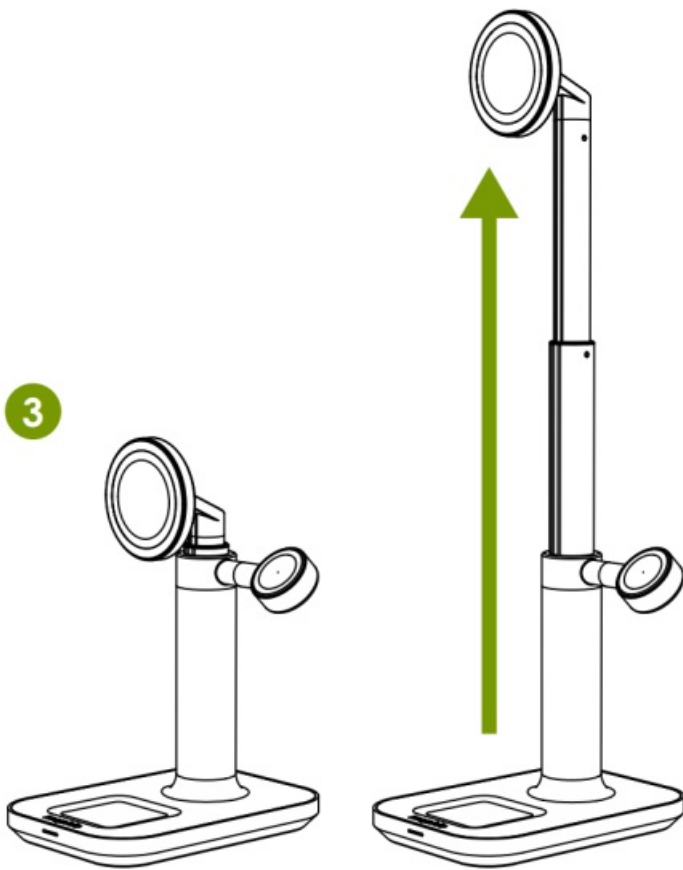
1



2



*Only use supplied AC adapter



WARRANTY

We are dedicated to making the best quality products. To back this up, this product is warranted for 2 years. For full details regarding warranty terms, exclusions and

limitations, please visit: mophie.com/warranty. This warranty does not affect any statutory rights that you may be entitled to. Keep a copy of your purchase receipt as proof of purchase. Be sure to register your product at mophie.com.

CUSTOMER SERVICE

Telephone: 1-888-8mophie (1-888-866-7443)

International: +1 269-743-1340

Web: www.mophie.com/cs


Customer Service

www.mophie.com/cs

© 2023 mophie inc. mophie, mophie loves you, the five-circles design, and the mophie logo are trademarks of mophie inc. Patents: mophie.com/patents.



Documents / Resources



[mophie 3 in 1 Extendable Stand with MagSafe \[pdf\]](#) User Manual

8331311349, 8331311349 3 in 1 Extendable Stand, 8331311349, 3 in 1 Extendable Stand, Extendable Stand

References

- ⚡ [Mophie | Portable Chargers, Power Banks and Charging Accessories – mophie](#)
- ⚡ [Warranty Policy – mophie](#)
- ⚡ [Mophie | Portable Chargers, Power Banks and Charging Accessories – mophie](#)
- [User Manual](#)

Related Posts

[EXTSTND 3 In 1 Extendable Stand wirh MagSafe User Manual](#)



mophie 2ACWBEXTSTND 3 In 1 Extendable Stand wirh
MagSafe User Manual Assembly IMPORTANT SAFETY
INSTRUCTIONS WARNING Read all...

[COSTWAY OP70843 Hammock Stand User Manual](#)



COSTWAY OP70843 Hammock Stand THIS
INSTRUCTION BOOKLET CONTAINS IMPORTANT
SAFETY INFORMATION. PLEASE READ AND KEEP
FOR FUTURE REFERENCE....



[klik Floor Stand User Manual](#)

1800 COMSOL (266 765) www.comsol.com.au Floor
Stand 380 x 380 x 1500mm The floor stand is a great...

[COSTWAY HV10085BK TV Stand User Manual](#)



COSTWAY HV10085BK TV Stand With your inspiring
rating, COSTWAY Will be more consistent to offer you
EASY SHOPPING...

■Mophie 3 in 1 Extendable Stand, 8331311349, 8331311349 3 in 1 Extendable Stand,
Extendable Stand, Mophie

[Previous Post](#)

[mophie 8331313542 Snap 3 Inch 1 Wireless Charge Stand User Manual](#)

[Next Post](#)

[mophie B0CHRPDNN1 Power Station PRO XL Owner's Manual](#)

Leave a comment

Your email address will not be published. Required fields are marked *

Comment *

Name

Email

Website

☐ Save my name, email, and website in this browser for the next time I comment.

Post Comment

[Manuals+](#), [Privacy Policy](#) | [@manuals.plus](#) | [YouTube](#)

This website is an independent publication and is neither affiliated with nor endorsed by any of the trademark owners. The "Bluetooth®" word mark and logos are registered trademarks owned by Bluetooth SIG, Inc. The "Wi-Fi®" word mark and logos are registered trademarks owned by the Wi-Fi Alliance. Any use of these marks on this website does not imply any affiliation with or endorsement.