



# moonki MS-1200B Two Way Active Speaker User Manual

[Home](#) » [moonki](#) » moonki MS-1200B Two Way Active Speaker User Manual 

## Contents

- [1 moonki MS-1200B Two Way Active Speaker](#)
- [2 Product Information](#)
- [3 Product Usage Instructions](#)
- [4 OVERVIEW](#)
- [5 Packing Contents](#)
- [6 Specifications](#)
  - [6.1 Panel Specification](#)
- [7 Documents / Resources](#)
- [8 Related Posts](#)



**moonki MS-1200B Two Way Active Speaker**



## Product Information

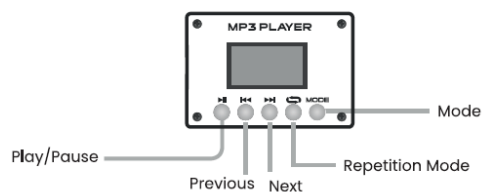
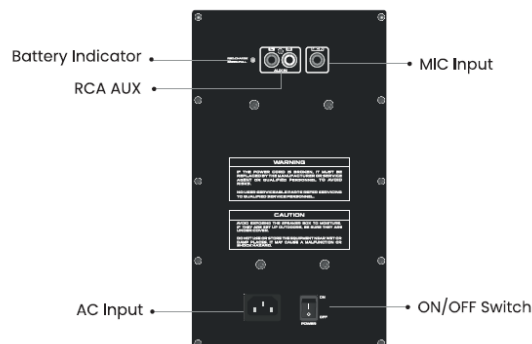

The product is a speaker box that is designed to provide high-quality sound for indoor and outdoor use. The speaker box should be protected from moisture and wet places as it may cause malfunction or shock hazards. The product comes with a power cord that should be handled with care to avoid any risks. The speaker box has a rechargeable battery that needs to be charged fully before use to ensure better battery life. Please note that playing the speaker box and charging the battery at the same time may affect battery life.

## Product Usage Instructions

1. Before using the speaker box, make sure to charge the battery fully for better battery life.
2. Avoid exposing the speaker box to moisture and wet places. If it is set up outdoors, make sure it is under cover.
3. If the power cord is broken, do not attempt to fix it yourself. Contact the manufacturer or a qualified service agent for replacement to avoid any risks.
4. To clean the speaker box, use a soft, dry cloth only.
5. Do not play the speaker box and charge the battery at the same time as it may affect battery life.

Following these usage instructions will help ensure safe and effective use of the product, as well as prolong its lifespan.

## OVERVIEW



## Packing Contents

- 1 Speaker
- 1 Remote Control
- 1 Microphone
- 1 Power Cord
- 1 User Manual
- 1 Warranty Card

## Specifications

- 10" Active speaker with rechargeable battery
- PMPO Power 1200W
- 10" Woofer – 850g Magnet (120mm diameter) – 1" Tweeter
- Sensibility 93dB (+/- 3dB)
- Rechargeable battery 12V – 5000mAH
- Bluetooth connection, line input, mp3 player
- Remote Control

## Panel Specification

- **ECHO function** It's located on control panel, with eco control. Sing song or talk with eco function will reach good effecton.
- **Treble / Bass potentiometer** Can control the bass, treble of speaker box (line input and mp3 INPUT), also it can control microphone's treble and bass.

- **Play/Pause:** Press to play a song or pause while playing a song.
- **Previous:** Press once to jump previous song Press and hold to diminish the volume level.
- **Next:** Press once to jump to next song/ press and hold to raise the volume level.
- **Cycle play:** To select a player mode, the options are:
  - **One:** Select this to play current song definitely
  - **All:** With this option you can repeat all music
- **Model:** Select an operating modality.

## Connection Bluetooth

1. To pair the speaker with a bluetooth phone or audio device, press "MODE" repeatedly on the MP3 player until select this mode.
2. Put your phone or device to be used in bluetooth device discovery mode.
3. When your phone or device shows the "BLUETOOTH" device, confirm the link.


The manufacturer reserves the right to modify specifications without prior notice.

## CAUTION

Avoid exposing the speaker box to moisture. If they are set up outdoors, Be Sure they are under cover. Do not use nor store the equipment near wet or damp places. It may cause a malfunction or shock hazard. If the power cord is broken, it must be replaced by the manufacturer or service agent or qualified personnel to avoid risks. To reduce the risk of fire or electric shock, do not expose this equipment to rain or moisture. Clean only with a soft, dry cloth.

**CAUTION:** BEFORE USE SPEAKER BOX, PLEASE CHARGE BATTERY FULLY, IT IS BETTER FOR BATTERY LIFE. DON'T PLAY SPEAKER BOX AND CHARGE BATTERY AT THE SAME TIME, OTHERWISE IT WILL AFFECT BATTERY LIFE

## Documents / Resources

	<p><a href="#">moonki MS-1200B Two Way Active Speaker</a> [pdf] User Manual MS-1200B, MS-1200B Two Way Active Speaker, Two Way Active Speaker, Active Speaker, Speaker</p>
---	--