

moobox C363 Wireless Security Camera User Guide

moobox C363 Wireless Security Camera User Guide

Contents

[1 FAQ](#)

[2 Q- How 10 turn on the camera?](#)

[3 Q- How t0 tur offthe camera?](#)

[4 Q- How to reset the camera?](#)

[5 Q: Why the camera cannot connect to the WIFI?](#)

[5.1 Packing List](#)

[5.2 Charge your camera battery](#)

[5.3 Download the APP](#)

[5.4 Add your camera into APP](#)

[5.5 Product Spec](#)

[5.6 FCC Statement](#)

[5.7 Documents / Resources](#)

FAQ

Q- How 10 turn on the camera?

A Press the button at the bottom of the camera for 3 seconds uniiyou see the green light on and hear the voice prompt. Then release the bution

Q- How t0 tur offthe camera?

A Press the button at the bottom of the camera for 3 seconds uniil you see the red light on. Then release the button and you will hear the voice prompt.

Q- How to reset the camera?

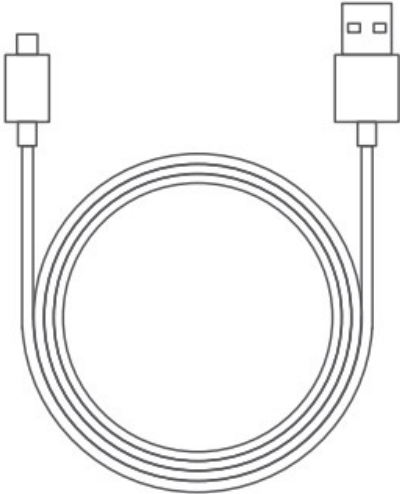
A: Press the button at the bottom of the camera for about 10 seconds. until you hear the voice prompt,

Q: Why the camera cannot connect to the WIFI?

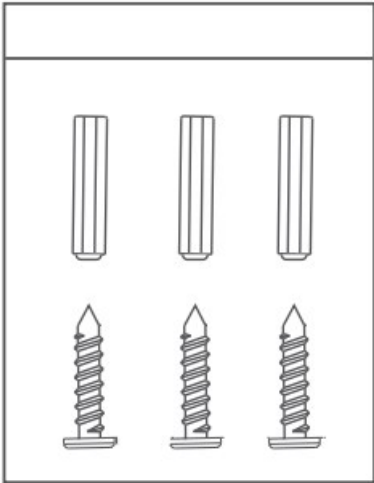
A: Please ensure the camera has been lured on and the indicator light is flashing red and blue alternately. Please also make sure your WiFi network s a 2.4GHz wireless network

Packing List

- Wireless Camera



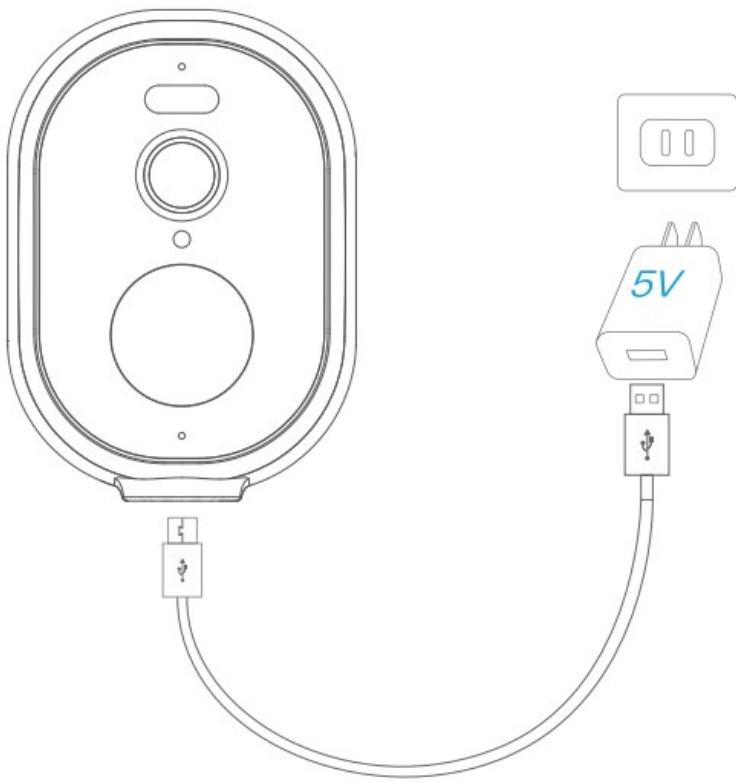
- Charging Cable



- Screw Pack
- Mount
- Quick Start Guide

Charge your camera battery

Fully charge your camera battery. Plug into a USB power source (5V) using the provided cable.



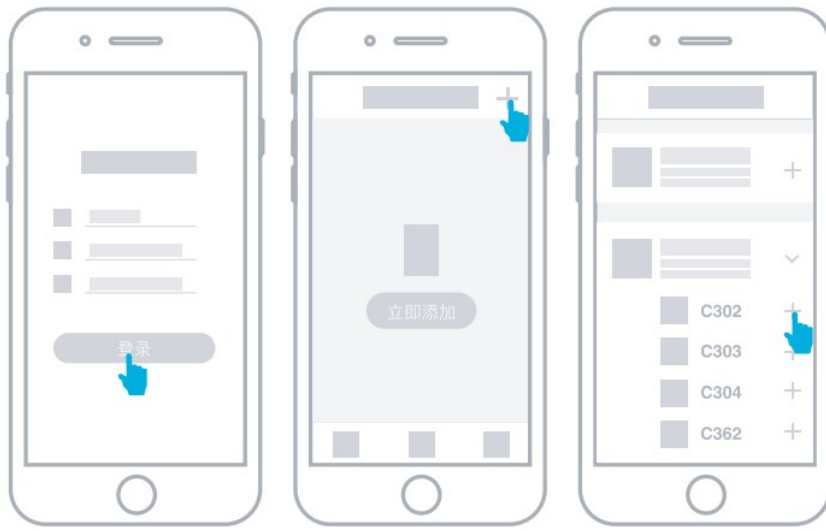
Download the APP

Please scan the QR code or search "Home Guards" in Google Play Store or APP Store to download the APP.



Add your camera into APP

Enter into the App, sign up for a free account and log in. Go to the home page and Click the + icon on the top right corner, select your camera. Please follow the instruction on the App interface to add your camera.



Product Spec

Video Resolution	2MP(C302, C362)/3MP(C303, C363)/4MP(C304, C364)
Image Sensor	200W(C302, C362)/300W(C303, C363)/400W(C304, C364)
Lens Field of View	115°(C302, C362)/135°(C303, C363)/125°(C304, C364)
Audio	Full Duplex 2 way Audio
Microphone	Microphone with noise and echo cancellation
Night Vision	Infrared LEDs (850nm) with IR Cut Filter, illuminates up to 16 feet (5m)
Motion Detection	PIR, adjustable sensitivity, detects up to 26 feet (8m)
Networking	2.4GHz 802.11 b/g/n
Battery	5200mAh rechargeable lithium battery
Charge Time to Full	4 hrs
Operating Temperature	14°F to 140°F (-10°C to 60°C)
Dimension	3.5 x 2.4 x 2.2 in (90 x 60 x 56mm)
Weight	7.8oz (221g)

FCC Statement

This device complies with part 15 of the FCC Rules. Operation is subject to the following two conditions:

1. This device may not cause harmful interference, and
2. this device must accept any interference received, including interference that may cause undesired operation.

Note: This equipment has been tested and found to comply with the limits for a Class B digital device, pursuant to part 15 of the FCC Rules. These limits are designed to provide reasonable protection against harmful interference in a residential installation. This equipment generates, uses and can radiate radio frequency energy and, if not installed and used in accordance with the instructions, may cause harmful interference to radio communications. However, there is no guarantee that interference will not occur in a

particular installation. If this equipment does cause harmful interference to radio or television reception, which can be determined by turning the equipment off and on, the user is encouraged to try to correct the interference by one or more of the following measures:


- Reorient or relocate the receiving antenna.
- Increase the separation between the equipment and receiver.
- Connect the equipment into an outlet on a circuit different from that to which the receiver is connected.
- Consult the dealer or an experienced radio/TV technician for help.

Note: The Grantee is not responsible for any changes or modifications not expressly approved by the party responsible for compliance. such modifications could void the user's authority to operate the equipment.

The device has been evaluated to meet general RF exposure requirement.

To maintain compliance with FCC's RF exposure guidelines, the distance must be at least 20 cm between the radiator and your body, and fully supported by the operating and installation configurations of the transmitter and its antenna(s).

Documents / Resources

	moobox C363 Wireless Security Camera [pdf] User Guide 2AWEF-C363, 2AWEFC363, C363, C363 Wireless Security Camera, Wireless Security Camera, Security Camera, Camera
---	--