



[Home](#) » [MONTECH](#) » **MONTECH MKey PRO Wireless Mechanical Keyboard User Manual** 

Contents [[hide](#)]

- [1 MKey PRO Wireless Mechanical Keyboard](#)
- [2 Specifications](#)
- [3 Product Usage Instructions](#)
- [4 bin Documents](#)
- [5 FAQs](#)
- [6 Documents / Resources](#)
 - [6.1 References](#)



MKey PRO Wireless Mechanical Keyboard



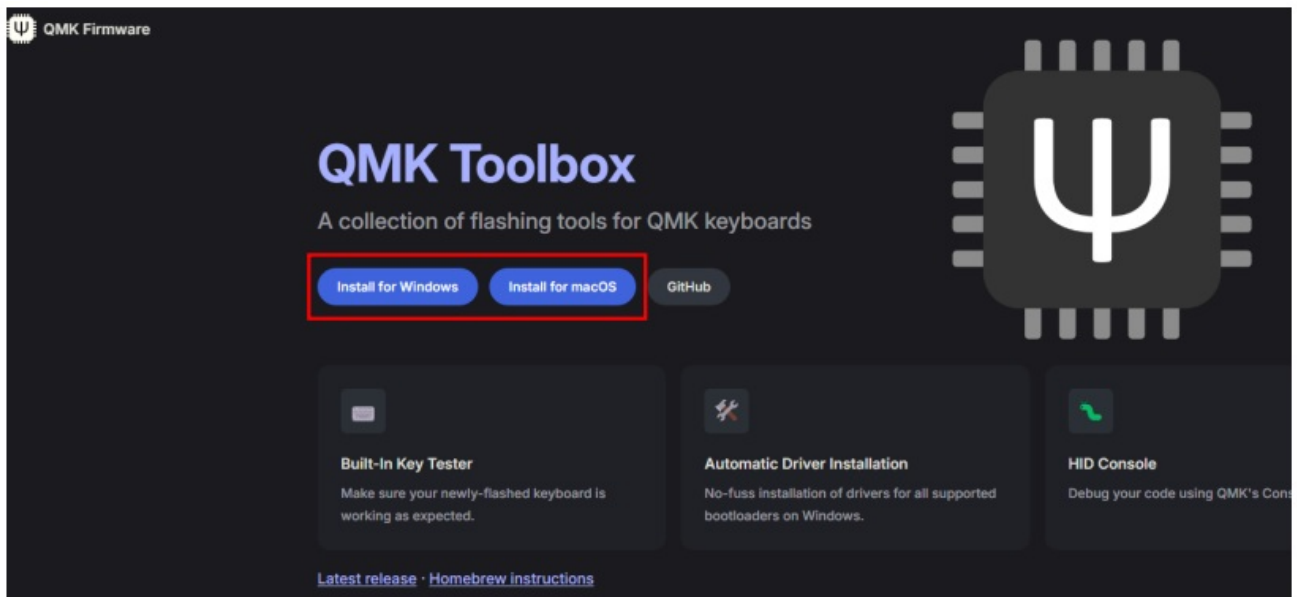
Specifications

- **Product Name:** MKey PRO
- **MCU:** ATmega32U4
- **Interface:** USB Type-C
- **Compatibility:** Compatible with devices supporting USB connections

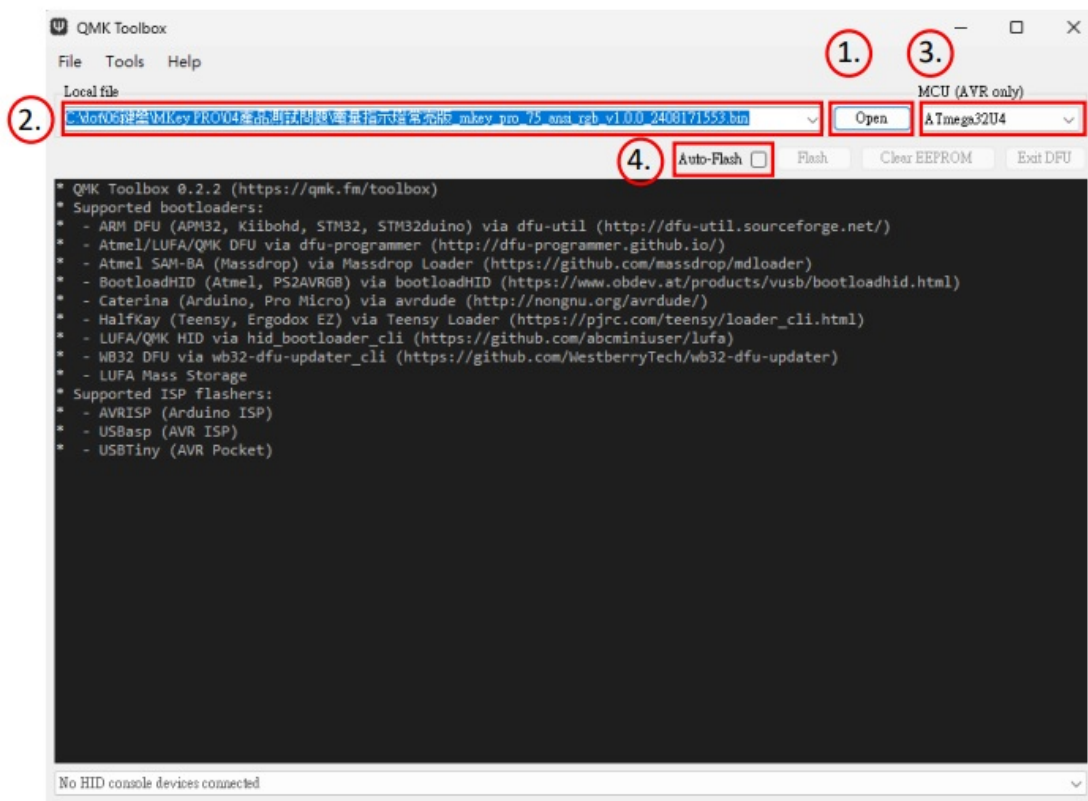
Product Usage Instructions

Step 1: Download and Install QMK Toolbox

Visit <https://qmk.fm/toolbox> to download and install the QMK Toolbox.



Step 2: Get Ready for QMK Toolbox



1. Click “Open”.
2. Find out the bin document that is provided by MONTECH.
3. Click “MCU” and select “ATmega32U4”.
4. Choose “Auto-Flash”.

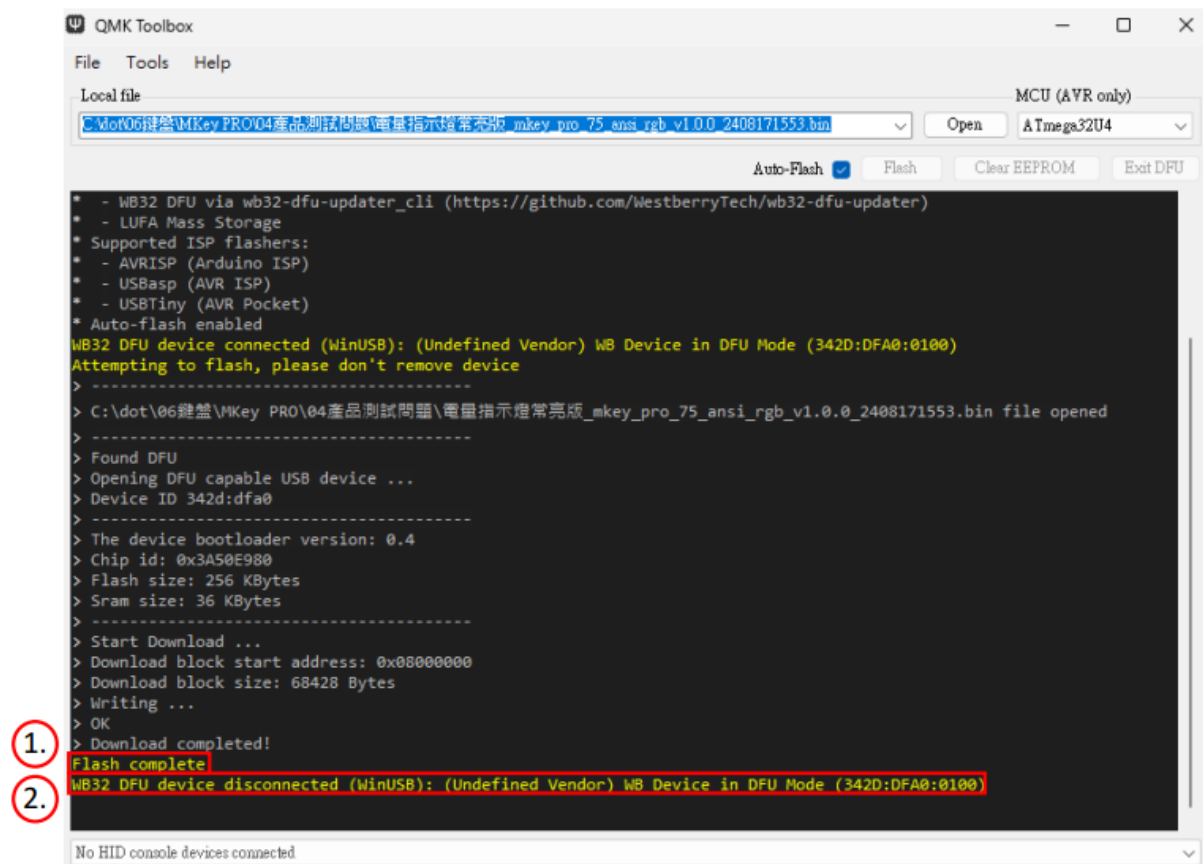
Step 3: Get Ready for MKey PRO



1. Set the switch to USB mode. Connect the cable between MKey PRO and the device.
2. Press and hold the “ESC” key.
3. Remove the cable (Type-C) from MKey PRO.
4. Connect the cable (Type-C) to MKey PRO again. Release the “ESC” key you kept

pressing.

Step 4: Finish the Update Process



1. After step 3, you will see “Flash complete”.
2. Remove the cable (Type-C) from MKey PRO again. Connect the same cable (Type-C) to MKey PRO again. MKey PRO’s ARGB will be turned on again. The whole process is finished.

bin Documents

- ANSI_MKey PRO_250514
- ISO_MKey PRO_241127
- 250514 version – released on May 14th, 2025.
- Update the reset system.
- 241127 version – released on Nov 27th, 2024.
- Update Ins and End hotkey (Fn+PgUp=Ins / Fn+PgDn=End).
- Update Fn+F4 (F4), knob must be functional even the light is off.

FAQs




Q: What are the available bin documents for MKey PRO?

A: The available bin documents are ANSI_MKey PRO_250514 and ISO_MKey PRO_241127.

Q: How do I switch MKey PRO to USB mode?

A: Set the switch on MKey PRO to the USB mode position before connecting it to your device.

Documents / Resources

	MONTECH MKey PRO Wireless Mechanical Keyboard [pdf] User Manual 250514, 241127, MKey PRO Wireless Mechanical Keyboard, MKey PRO, Wireless Mechanical Keyboard, Mechanical Keyboard, Keyboard
	MONTECH MKey PRO Wireless Mechanical Keyboard [pdf] User Manual MKey PRO Wireless Mechanical Keyboard, Wireless Mechanical Keyboard, Mechanical Keyboard, Keyboard
	MONTECH MKey PRO Wireless Mechanical Keyboard [pdf] User Guide MKey PRO Wireless Mechanical Keyboard, MKey PRO, Wireless Mechanical Keyboard, Mechanical Keyboard, Keyboard

References

- [User Manual](#)

MONTECH

241127, 250514, Keyboard, Mechanical keyboard, MKey PRO, MKey PRO Wireless Mechanical Keyboard, MONTECH, Wireless Mechanical Keyboard

Leave a comment

Your email address will not be published. Required fields are marked *

Comment *

Name

Email

Website

☐ Save my name, email, and website in this browser for the next time I comment.

Post Comment

Search:

e.g. whirlpool wrf535swhz

Search

[Manuals+](#) | [Upload](#) | [Deep Search](#) | [Privacy Policy](#) | [@manuals.plus](#) | [YouTube](#)

This website is an independent publication and is neither affiliated with nor endorsed by any of the trademark owners. The "Bluetooth®" word mark and logos are registered trademarks owned by Bluetooth SIG, Inc. The "Wi-Fi®" word mark and logos are registered trademarks owned by the Wi-Fi Alliance. Any use of these marks on this website does not imply any affiliation with or endorsement.