



MONSTER 2MNMS2002Wireless Mouse User Manual

[Home](#) » [Monster](#) » MONSTER 2MNMS2002Wireless Mouse User Manual 

MONSTER®

USER MANUAL
WIRELESS MOUSE







Style#:2MNMS2002

Contents

- 1 MONSTER 2MNMS2002Wireless Mouse
- 2 SPECIFICATIONS
- 3 Mouse features
- 4 CONNECT TO COMPUTER
- 5 FCC STATEMENT
- 6 Package include:
- 7 Documents / Resources
- 7.1 References

MONSTER 2MNMS2002Wireless Mouse

			
DUAL WIRELESS CONNECTION	CONNECT UP TO 2 DEVICES	COMPACT & PORTABLE	BATTERY INCLUDED

SPECIFICATIONS

Scroll Wheel

Side Buttons

DPI Button

LED Indicator

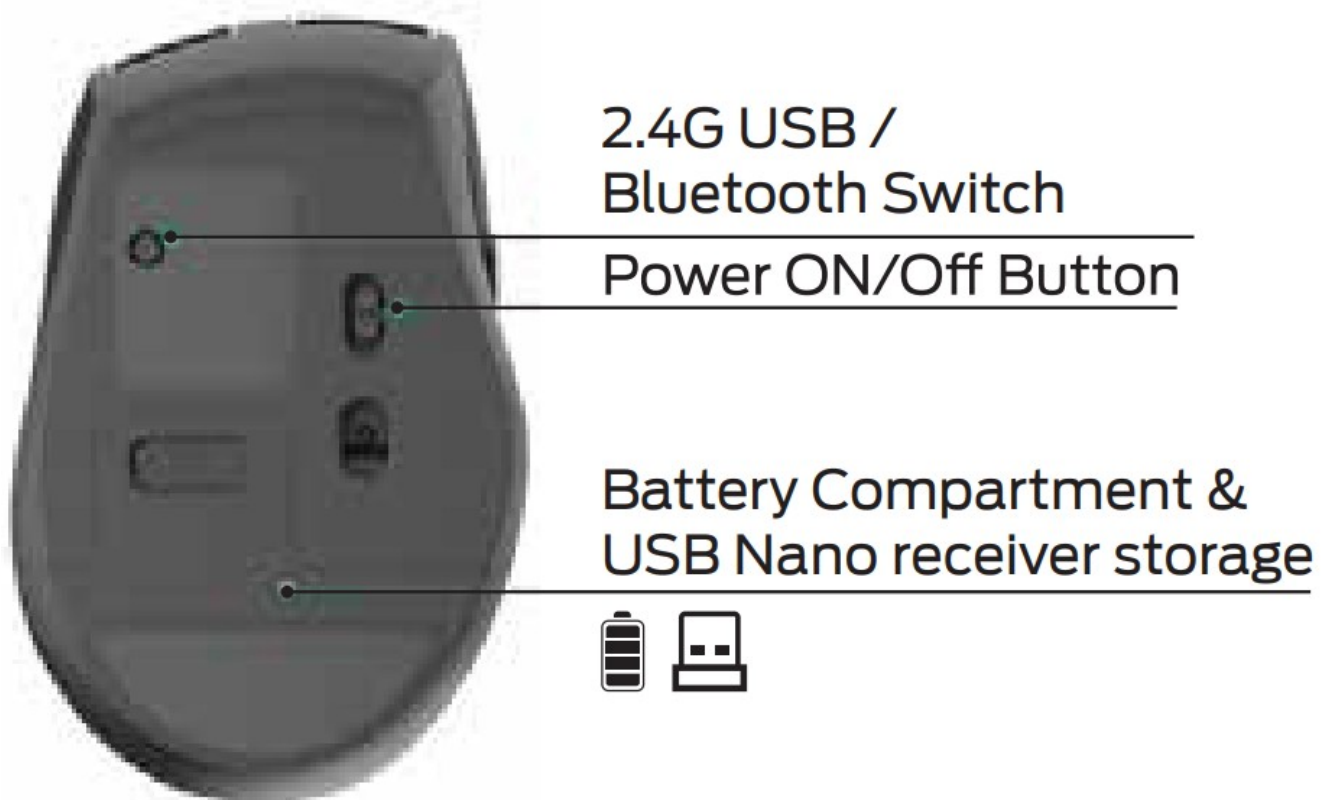


Bluetooth 5.1
Bluetooth pair name:
Monster BT

Mouse features

1. 2.4G + Bluetooth 5.1
2. Material: 95% ABS + 5% metal
3. Size: L4.2 * W2.7 * H1.6 inch
4. Weight: 0.17 lb
5. 6 buttons: left click, right click, scroll, DPI, backward, forward
6. Resolution: 1200-2000-3200 DPI
7. Power: 1*AA dry battery
8. Compatible with mac and windows

CONNECT TO COMPUTER



Step 1: Install battery

Step 2: There is a 2.4G USB & Bluetooth switch button on the bottom. Press this button to shift modes, if LED indicator on top is green, mouse is under 2.4G mode. In this mode you will need to plug the USB receiver to your computer for the mouse to connect.

Step 3: If you want to shift to bluetooth mode, press and hold the bottom mode switch button until the top blue LED flashes, mouse enters into bluetooth connection mode.

Step 4: This mouse will search Bluetooth devices automatically. After successfully paired, you can use it freely.

FCC STATEMENT

This device complies with part 15 of the FCC Rules. Operation is subject to the following two conditions:

(1) This device may not cause harmful interference, and (2) this device must accept any interference received, including interference that may cause undesired operation.

NOTE: This equipment has been tested and found to comply with the limits for a Class B digital device, pursuant to Part 15 of the FCC rules.

These limits are designed to provide reasonable protection against harmful interference in a residential installation. This equipment generates, uses and can radiate radio frequency energy and, if not installed and used

in accordance with the instructions, may cause harmful interferences to radio communications. However, there is no guarantee that interference will not occur in a particular installation. If this equipment does cause harmful interference to radio or television reception, which can be determined by turning the equipment off and on, the user is encouraged to try to correct the interference by one or more of the following measures:

- Reorient or relocate the receiving antenna.
- Increase the separation between the equipment and receiver.
- Connect the equipment into an outlet on a circuit different from that to which the receiver is connected.
- Consult the dealer or an experienced radio/TV technician for help.

CAUTION: Changes or modifications not expressly approved by the party responsible for compliance could void the user's authority to operate the product.


2023© Lifeworks Technology Group LLC. New York, NY 10018. The M Monster logo and Monster Logo are trademarks used under license of Monster, Inc. All rights reserved. Manufactured, marketed and distributed by Lifeworks Technology Group LLC. under license. Made in China.

WEB: WWW.MONSTERSTORE.COM

EMAIL: SUPPORT@MONSTERSTORE.COM

Package include:


- (1) Wireless Mouse
- (1) AA Battery
- (1) USB Nano Receiver
- (1) User Manual



California Proposition 65 Warning:
WARNING: Cancer and Reproductive Harm
– www.P65Warnings.ca.gov



Documents / Resources

	<p>MONSTER 2MNMS2002Wireless Mouse [pdf] User Manual ST-308, ZJEST-308, ZJEST308, 2MNMS2002 Wireless Mouse, Wireless Mouse, Mouse</p>
---	---

References

-  [Always lead. Never follow. Official MONSTER Store](#)

Manuals+.