



MONSTER 2MNGK0307B0E2 Alpha 5.0 Mechanical LED Gaming Keyboard Instruction Manual

[Home](#) » [Monster](#) » MONSTER 2MNGK0307B0E2 Alpha 5.0 Mechanical LED Gaming Keyboard Instruction Manual 





ALPHA 5.0 MECHANICAL LED GAMING KEYBOARD

Contents

- 1 Installation:
- 2 RGB LED functions:
- 3 Scroll wheel functions:
- 4 Restoring to Factory Settings:
- 5 Documents / Resources
 - 5.1 References
- 6 Related Posts

Installation:

1. Connect the Keyboard to your computer USB port
2. Download the customizable software for windows from the website: monstergamingusa.com. Customizable software not available for Mac.


RGB LED functions:

Switching between LED light settings:

Press the FN+INS keys simultaneously to switch between the 20 types of LED Light settings




Press Fn+Control (right side) to illuminate the side Panel LEDs. Press again to switch between 8 different colors (the first 7 lights are solid colors, the last mode is a breathing color cycle)




Switching between gaming LED modes:

Press Fn+1-5 to switch between the gaming backlight modes



Press Fn+Control (right side) to illuminate the side Panel LEDs. Press again to switch between 8 different colors (the first 7 lights are solid colors, and the last mode is a breathing color cycle)



Scroll wheel functions:

The scroll wheel adjusts the Keyboard brightness, Rotate clockwise to increase brightness, and counterclockwise to decrease brightness.

Press the wheel one time to change the dynamic lighting effect speed (Rotate clockwise to increase speed and counterclockwise to decrease speed)

Press the wheel again to change the volume (Rotate clockwise to increase the volume and counterclockwise to decrease the volume)



Customize your Alpha 5.0 Keyboard with the software included:

You can also customize the LED lighting with the Alpha 5.0 software. Macro settings are also available with the Alpha 5.0 software. Download the customizable software for windows from the website: monstergamingusa.com. Customizable software not available for Mac.



Restoring to Factory Settings:

To restore the Alpha 5.0 Keyboard to its original factory settings press the FN+ESC keys simultaneously.



Visit us at:
monstergamingusa.com



<http://www.monstergamingusa.com>



System requirements: PC or Mac with a free USB port Windows® 7/8/10 Mac OS X 10.9 or higher, and at least 100MB of free hard disk space, USB 1/2/3 Port. Customizable software not available for Mac.

Website: monstergamingusa.com **Support:** 877.543.3540

2021 © Monster and the M Monster logo are trademarks or registered trademarks that are used under the license of Monster, Inc. 2021 © All rights reserved. Manufactured, marketed, and distributed by Lifeworks Technology Group LLC. under license. New York, NY 10018. All other trademarks are property of their respective owners.

Dimensions: 44.3cm Wide x 15cm Long x 3.55cm Tall Palm Rest Dimensions: 44.3cm Wide, 8.1cm Long, 1.35cm Tall Weight: 1.7+/-0.02kg (2.36+/-0.04 LB)



California Proposition 65 Warning:



WARNING: Cancer and Reproductive Har
[v](#)

Made in China – Model: 2MNGK0307B0E2

Documents / Resources



[MONSTER 2MNGK0307B0E2 Alpha 5.0 Mechanical LED Gaming Keyboard](#) [pdf] Instruction Manual

2MNGK0307B0E2, Alpha 5.0, Mechanical LED Gaming Keyboard, Alpha 5.0 Mechanical LED Gaming Keyboard, 2MNGK0307B0E2 Alpha 5.0 Mechanical LED Gaming Keyboard

References

- [Monster Gaming - Official Site](#)