



# MONSGEEK MG108B Multi Modes Keyboard User Manual

[Home](#) » [MONSGEEK](#) » MONSGEEK MG108B Multi Modes Keyboard User Manual 

## Contents

- [1 MONSGEEK MG108B Multi Modes Keyboard](#)
- [2 Product Information](#)
- [3 Product Usage Instructions](#)
- [4 Packing List](#)
- [5 Independent Indicator](#)
- [6 Bluetooth Pairing](#)
- [7 CONTACT](#)
- [8 Documents / Resources](#)
  - [8.1 References](#)



## MONSGEEK MG108B Multi Modes Keyboard



## Product Information

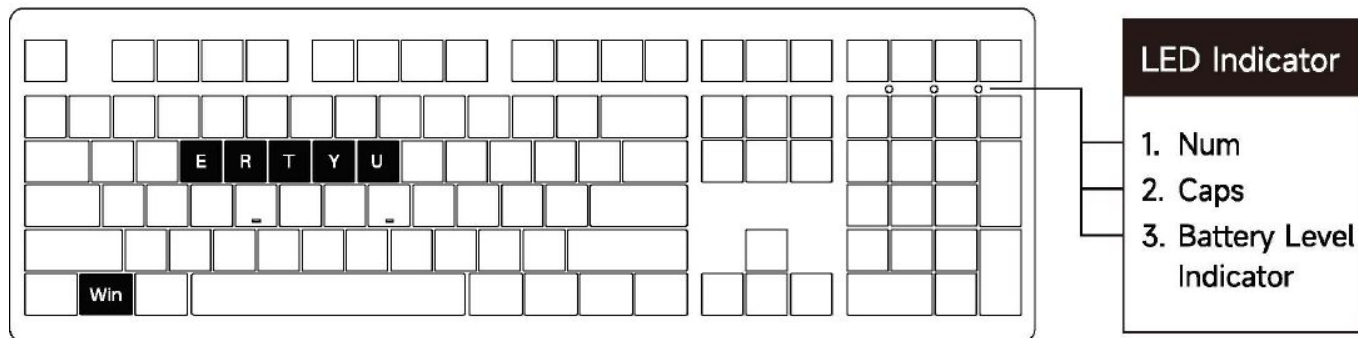
- **Product Name:** MG108B
- **Compatibility:** Windows XP / Vista / 7 / 8 / 10 or higher version
- **Connectivity Method:** USB

- **Manufacturer:** Shenzhen Yinchon Technology Co., Ltd
- **Company Address:** 33 Langbi Rd, Bitou First Industrial Zone, Baoan District, Shenzhen, China
- **Website:** [www.monsgeek.cn](http://www.monsgeek.cn)

## Product Usage Instructions

1. Connect the keyboard to your computer by plugging in the USB cable into an available USB port.
2. To activate the keyboard, press Fn and the left Win key together.
3. To access system commands on Windows, hold down Fn and right Ctrl keys for 3 seconds.
4. To access system commands on Mac, press D.
5. To decrease display brightness, press F1.
6. To increase display brightness, press F2.
7. To open media control, press F3.
8. To activate the selected function, press F4.
9. To skip back in audio/video playback, press F7.
10. To pause/play audio/video playback, press F8.
11. To skip forward in audio/video playback, press F9.
12. To mute the sound, press F10.
13. To decrease volume, press F11.
14. To increase volume, press F12.
15. To customize backlight settings, refer to the provided instructions in the user manual.
16. To switch between different modes (Windows with built-in battery power on, default Windows with built-in battery power off, and Mac with built-in battery power on), use the designated keys.
17. To pair the keyboard via Bluetooth, press and hold the Bluetooth pairing key for 3 seconds until the indicator light flashes. Once connected, the indicator light will stay on for 2 seconds. If the device fails to connect, the light will turn off and the keyboard will enter sleep mode.
18. To pair the keyboard via 2.4G connection, enter pairing mode and then turn on the device. The indicator light will flash quickly. Once paired successfully, the LED indicator will stay on for 2 seconds. If no compatible device is found within 30 seconds, the LED indicator will turn off and the keyboard will enter sleep mode.
19. To check the battery level, press Fn + F6.
20. To customize key and lighting effects, use the MonsGeek driver software provided.

## Packing List



## System Requirement

Windows™XP / Vista / 7 / 8 / 10 or higher version

## Connectivity Method

Connect the keyboard to your computer by plugging in the USB cable into an available USB port to start using it.


## Independent Indicator

Status	Indicator	Re-Connected	Pairing	Connected
Bluetooth device 1	E key LED	Slow flashing blue LED	Fast flashing blue LED	Steady blue for 2s then turns off
Bluetooth device 2	R key LED	Slow flashing blue LED	Fast flashing blue LED	Steady blue for 2s then turns off
Bluetooth device 3	T key LED	Slow flashing blue LED	Fast flashing blue LED	Steady blue for 2s then turns off
2.4G wireless device	Y key LED	Slow flashing green LED	Fast flashing green LED	Steady green for 2s then turns off
Wired mode	U key LED	N/A	N/A	Steady red for 2s then turns off

Status	Indicator Position	LED Indicator
Lock Win	Left Win key LED	Steady white
Num	LED Indicator 1	Steady white
Caps	LED Indicator 2	Steady white
Low Battery	LED Indicator 3	Slow flashing white LED
Charging		Steady white
Fully Charged		Steady white → Light off

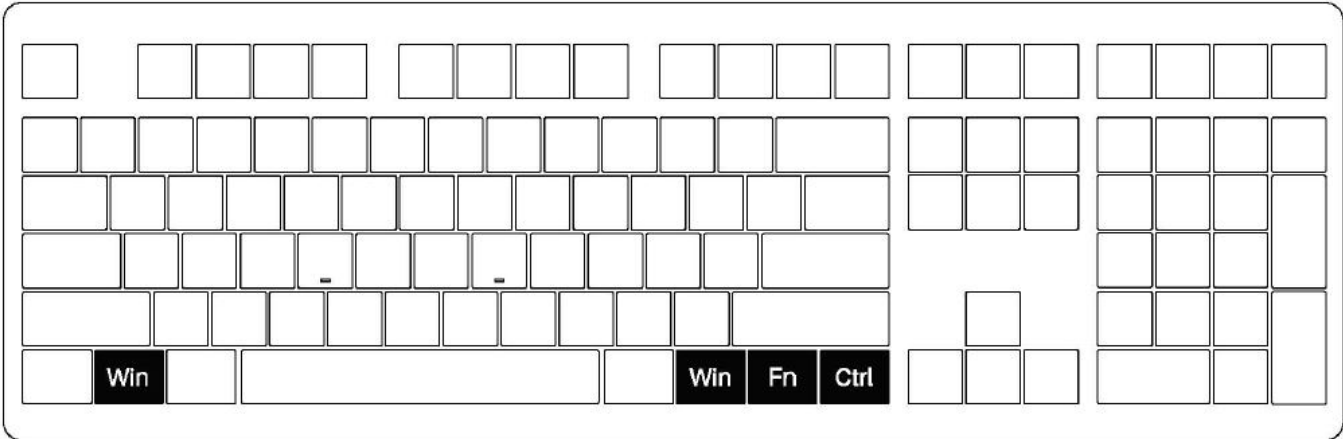
## MG108B HotKeys



Fn+	F1	=	My Computer
	F2		E-mail
	F3		Windows Search
	F4		Browser Homepage
	F5		Multimedia Player

Fn+	F6	=	Play/Pause
	F7		Previous Song
	F8		Next Song
	W		Swap WASD with ↑ ↓ ← →

MG108B System Commands (Windows)



Lock Win Key

Press Fn and left Win key

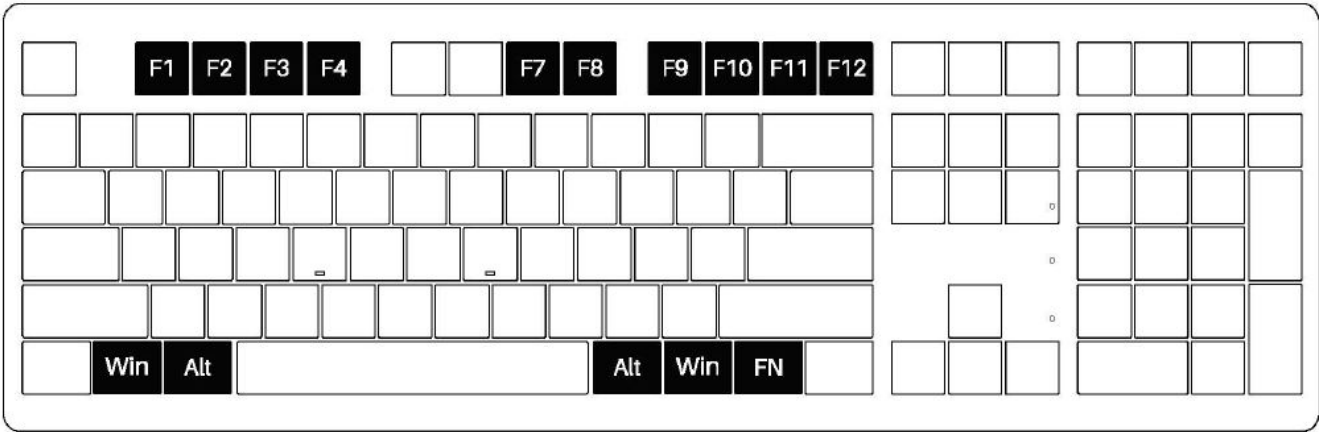
Restore Factory Settings

Press left Win and right Win key for 5s

Revert Ctrl into Menu Key

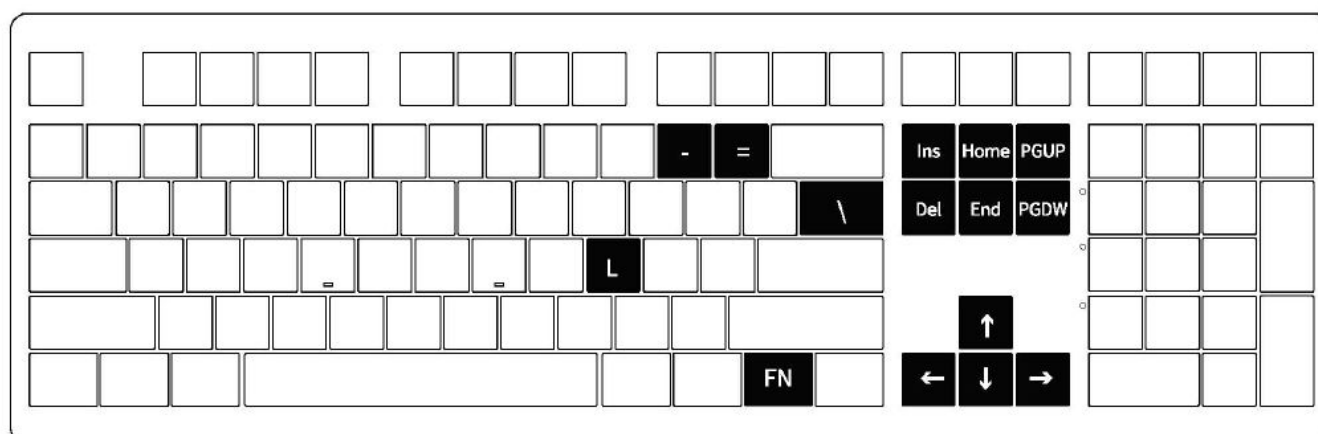
Hold down Fn and right Ctrl key for 3s

MG108B System Commands (Mac)



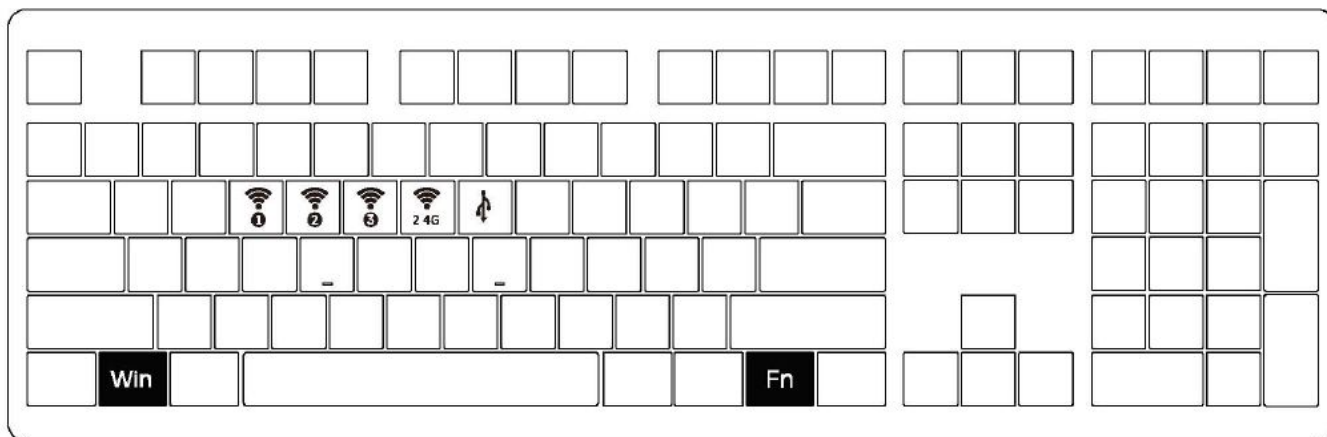
F1	Decrease display brightness	F7	Skip back (Audio)	F11	Volume down
F2	Increase display brightness	F8	Pause/Play (Audio)	F12	Volume up
F3	Open mission control	F9	Skip forward (Audio)		
F4	Activate Siri	F10	Mute		
Right Win	Option	Left Win	Option	<div>Fn + (F1~F12)</div> <div>F1~F12</div>	
Right Alt	Command	Left Alt	Command		


## MG108B Backlight Settings



FN+-	Slower Animation	FN+Ins	Effect1、Effect2、Effect3
FN+=	Faster Animation	FN+Home	Effect4、Effect5、Effect6
FN+ ↑	Bright	FN+PGUP	Effect7、Effect8、Effect9、Effect10
FN+ ↓	Dim	FN+Del	Effect11、Effect12、Effect13
FN+←	Set animation direction to left	FN+End	Effect14、Effect15、Effect16
FN+→	Set animation direction to right	FN+PGDN	Effect17、Effect18、Effect19、Effect20
FN+\	This shortcut allows you to set the backlight color to 7 single color with RGB loop effect		
FN+L	Light Off/On		

## MG108B Multi-modes Feature Overview



Fn+	E	=	Bluetooth Device 1
	R		Bluetooth Device 2
	T		Bluetooth Device 3
	Y		2.4G Wireless Device
	U		Wired Mode
			
			Left: Windows (built-in battery power on)
			Middle: Default Windows (built-in battery power off)
			Right: Mac (built-in battery power on)

## Bluetooth Pairing

After turning on the keyboard, press FN+E/R/T to enter Bluetooth mode. Press and hold the FN+E/R/T combination key for 3 seconds to put the keyboard in pairing mode, with the blue indicator light flashing quickly. Once the connection is established, the indicator light will stay on for 2 seconds. If the device fails to connect, the indicator light will turn off and the keyboard will enter sleep mode.

### G Pairing

After turning on the keyboard, press FN+Y to enter 2.4G mode. Then press and hold the FN+Y combination key for 3 seconds to enter pairing mode. Then insert the receiver, and the indicator light will flash quickly. Once pairing is successful, the LED indicator will stay on for 2 seconds. If no available device is found within 30 seconds, the LED indicator will turn off and the keyboard will enter sleep mode.

### Battery Level Inquiry

Please press Fn and Spacebar keys to check the battery level.

Battery Level	Spacebar Key Indicator
below30%	Red LED
30%-50%	Orange LED
50%-70%	Purple LED
70%-90%	Yellow LED
90%-100%	Green LED

## Key/Lighting Effects Customization Instruction

1. The key/lighting effects customization can be programmed by the MonsGeek driver in all three modes.
2. In all three modes, the lighting effects can also achieve audio visualizer effects with the MonsGeek driver.
3. Please download the MonsGeek Cloud Driver on our website
4. Users can download the driver via [www.monsgeek.com](http://www.monsgeek.com).

## MONSGEEK Warranty and Service Statement

1. MONSGEEK offers a One-Year warranty for customers in mainland China. For other regions, please contact your seller (MonsGeek distributor) for specific warranty details.
2. If the warranty period expires, customers are responsible for repair costs. MONSGEEK provides instructions for self-repair if preferred, but users assume full responsibility for any losses incurred during the process.
3. Disassembling the keyboard without the manufacturer/seller's instruction will void the warranty immediately.
4. Return and warranty policies may vary across platforms and are subject to the specific distributor's terms at the time of purchase.


## CONTACT

- **Company:** Shenzhen Yincheng Technology Co., Ltd
- **Address:** 33 Langbi Rd, Bitou Community 1st Industrial Zone, Baoan District, Shenzhen, China
- **Tel:** 0755-23216420
- **Website:** [www.monsgeek.com](http://www.monsgeek.com).
- **Origin:** Shenzhen, China

**WARNING:** Water and Beverages can't be poured into the Keyboard.

**Precautions:** Man-made damage is not limited to immersion, falling off, and pulling off the wires with excessive force, etc.

## Documents / Resources

	<p><a href="#">MONSGEEK MG108B Multi Modes Keyboard</a> [pdf] User Manual MG108B, MG108B Multi Modes Keyboard, Keyboard, MG108B Keyboard, Multi Modes Keyboa rd</p>
---	---

## References

-  [- MonsGeek](#)
-  [- MonsGeek](#)
-  [MonsGeek - Make Cool Gears Accessible.](#)