




# MONOGRAM ZKS90DSSNSS 27 Inch Built In Single Oven Owner's Manual

[Home](#) » [MONOGRAM](#) » MONOGRAM ZKS90DSSNSS 27 Inch Built In Single Oven Owner's Manual 



## MONOGRAM ZKS90DSSNSS 27 Inch Built In Single Oven Owner's Manual





## Contents

- [1 ZKS90DSSNSS 27 Inch Built In Single Oven](#)
- [2 SPECIFICATIONS](#)
- [3 OVERALL DIMENSIONS](#)
- [4 WALL INSTALLATION](#)
- [5 UNDERCOUNTER INSTALLATION](#)
- [6 SIDE BY SIDE INSTALLATION](#)
- [7 UNDER COOKTOP INSTALLATION](#)
- [8 Documents / Resources](#)
  - [8.1 References](#)
- [9 Related Posts](#)

## ZKS90DSSNSS 27 Inch Built In Single Oven

### THE MONOGRAM MINIMALIST COLLECTION

Streamlined design and precisely machined metals create a contemporary yet functional aesthetic

#### LCD CONTROLS

Adjust oven settings with little effort with a Brilliant 7" LCD display that allows you to customize backgrounds and receive weather updates

#### WIFI CONNECT

Perfectly in sync with a busy lifestyle, Alexa or Google Home can be used to control an array of oven functions from both inside and outside the home

#### SCAN-TO-COOK

Innovative and time saving, scan-to-cook technology ensures that packaged foods are always prepared correctly. A simple scan of the barcode with a smartphone delivers consistently, delicious results

#### TRUE EUROPEAN CONVECTION

Achieve delicious results from a third heating element and fan combination

#### 4.3 CUBIC FOOT CAPACITY

Accommodates even the largest meals

#### EXCLUSIVE SELF-CLEAN, (1 FULL-EXTENSION, 2 REGULAR) OVEN RACKS

Glide in and out smoothly on stainless steel ball bearings, and are designed to be left in the oven during the self-clean cycle

#### TEN-PASS BAKE ELEMENT

Covers more surface area for more even baking results

#### EIGHT-PASS BROIL ELEMENT

Provides complete coverage and even browning, even for large dishes

#### SOFT-CLOSE DOOR

An expertly engineered hinge ensures that the oven door closes quietly and smoothly, every time

#### SELF-CLEAN WITH STEAM CLEAN OPTION

Gives you flexible options for thorough oven cleaning

#### SABBATH MODE

Designed to disable functions in accordance with Sabbath observing practices



## SPECIFICATIONS

Overall Width	26 3/4" (68.0 cm)
Overall Height	28 13/16" (72.2 cm)
Overall Depth Including Handle	26 13/16" (68.1 cm)
Oven Door Clearance	20 9/16" (52.2 cm)
Overall Oven Interior Capacity	4.3 cu. ft. (121.8 liters)
Oven Interior Dimensions (W x H x D)	21 1/2" x 17-1/4" x 20" (54.6 x 43.8 x 50.8 cm)
Minimum Cabinet Width*	27" (76.2 cm)
Minimum Cabinet Depth*	24" (61.0 cm)
Minimum Base Support	220 lbs. (99 kg)
Cutout Width*	25" (63.5 cm) Min 25 1/4" (64.1 cm) Max
Cutout Height*	27 5/8" (70.2 cm) Min 28 1/8" (71.4 cm) Max
Cutout Depth*	23 1/2" (59.7 cm) Min
Volts/Hertz/Amps	240/208 V AC, 60 Hz, 20A
Conduit Length	48" (72" available special order: WB18T10398)
Electrical Rating	2.7 kW at 208V 3.6 kW at 240V
Shipping Weight	140 lbs. (64 kg)

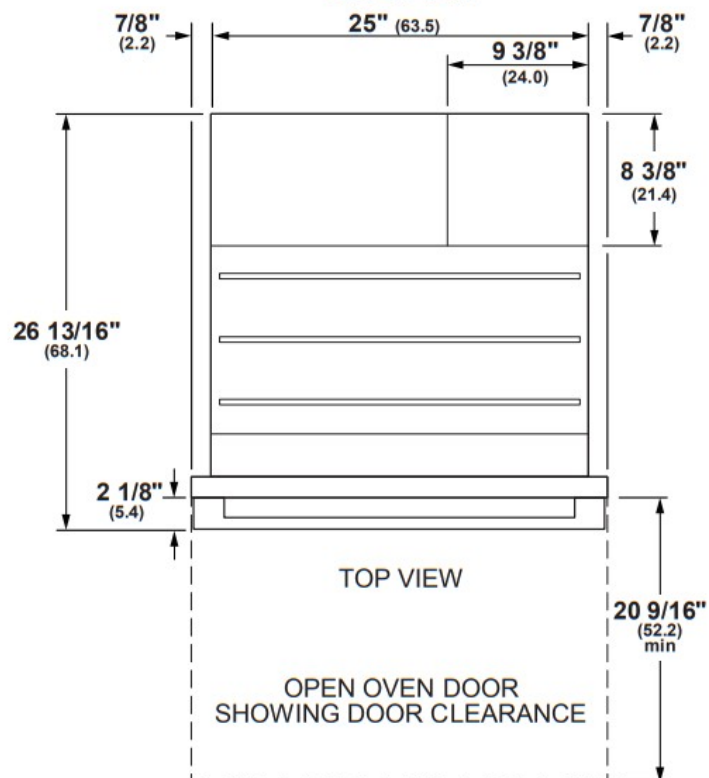
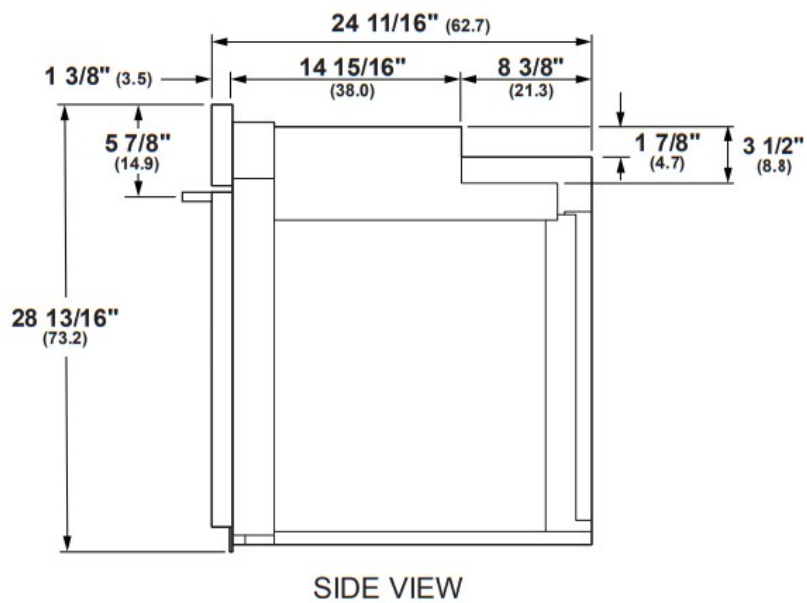
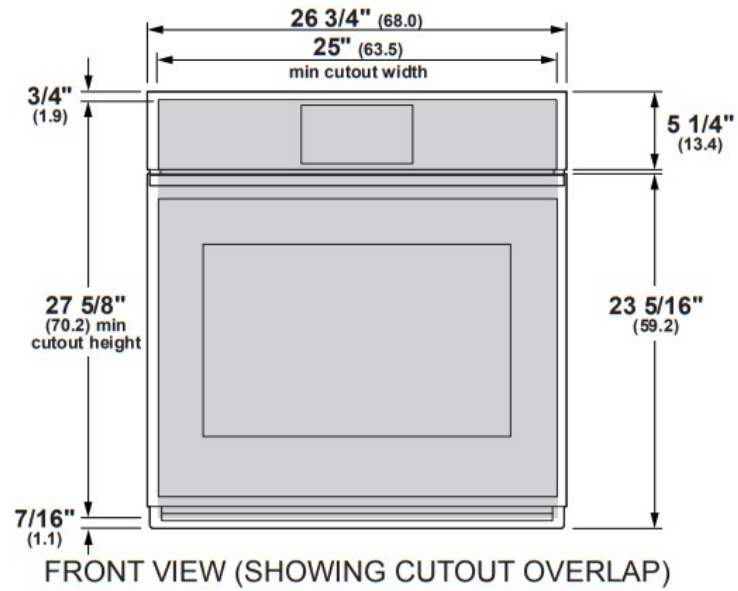
\* Additional space will be needed for flush installation.

### ATTENTION ELECTRICIAN:

A 240/208V, 60Hz, 20 Amp circuit is required. An individual properly grounded branch circuit or circuit breaker is

required. Hardware junction box is required for built-in product.

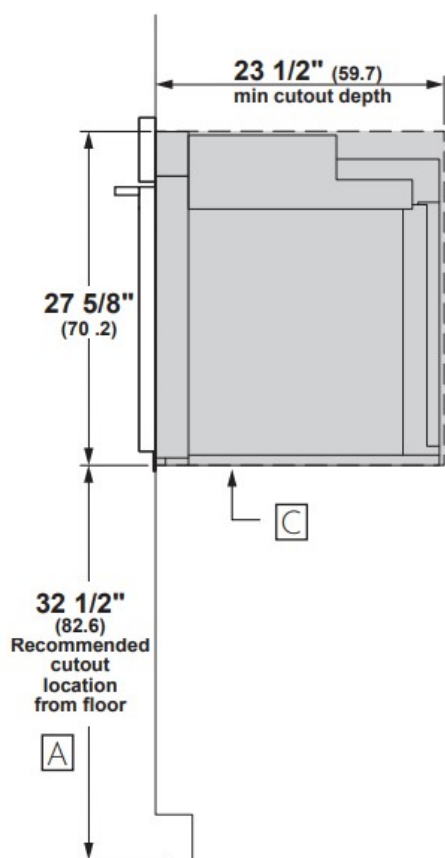
## **OVERALL DIMENSIONS**



Dimensions in parentheses are in centimeters unless otherwise noted.

Actual product dimensions may vary due to manufacturing tolerances.

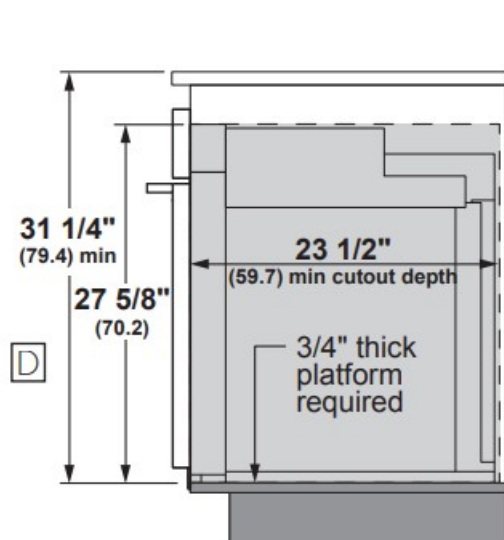
## WALL INSTALLATION



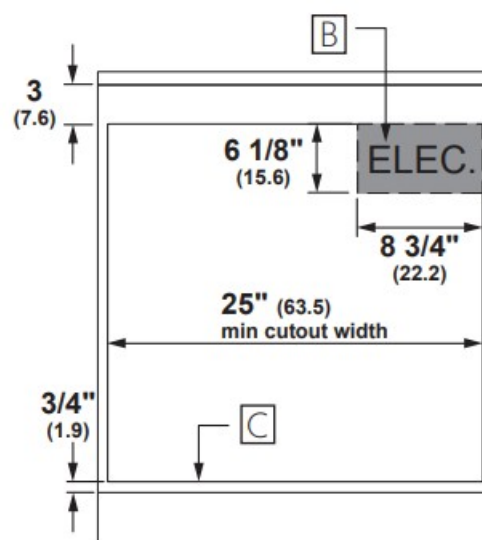
STANDARD  
INSTALLATION

Allow 1/8" (0.3) clearances from side edges of oven door.

## UNDERCOUNTER INSTALLATION



STANDARD  
INSTALLATION



STANDARD INSTALLATION  
FRONT VIEW

For more details, refer to the installation instructions for this product on [Monogram.com](https://www.monogram.com).  
Dimensions in parentheses are in centimeters unless otherwise noted.

## HELPFUL TIPS

D Minimum 31 1/4" from the top surface of the countertop to the top surface of the wall oven support platform when installed beneath a certified cooktop.

For more details, refer to the installation instructions for this product on [Monogram.com](https://www.monogram.com). Dimensions in parentheses are in centimeters unless otherwise noted.

## HELPFUL TIPS

A Dimensions per Advantium or Microwave Oven requirements

B Dimension per Warming Drawer requirements

C Note this oven is only approved to be installed under specific models as labeled on this unit.

D Support platform made of 3/4" (1.9 cm) wood is required. Must be capable of supporting 220 lbs (99 kg).

Support Platform base to be same height as toe kick.

E Junction box location for wall oven. (May also be located in adjacent cabinet).

F Gas regulator and electric connections for cooktops must be located in an adjacent accessible location to the right

G Top and/or side fillers may be necessary if unit is positioned between existing cabinets. Be sure they are attached securely, since they will anchor the oven in the cabinet.

H For flush oven installations, the cooktop cutout must be set back 2 1/2" (6.4 cm) plus the cleat setback.

I Dimension varies based on model. example: ZGU30 4 5/16" (11.0 cm) (from wall)

J Dimension varies based on model. example: ZGU30 12 1/16" (30.6 cm) (centerline)

K Dimension varies based on model. example: ZGU30 5" (12.7 cm)


L From the top surface of the countertop to the top surface of the wall oven support platform



**MONOGRAM**

For questions about your  
appliance, please call 1-800-626-2000.  
Product Specification Revised 1/22

## Documents / Resources

	<p><a href="#">MONOGRAM ZKS90DSSNSS 27 Inch Built In Single Oven</a> [pdf] Owner's Manual ZKS90DSSNSS, 27 Inch Built In Single Oven, ZKS90DSSNSS 27 Inch Built In Single Oven, Built In Single Oven, Single Oven, Oven</p>
---	--

## References

-  [Monogram Appliances](#)