



MONITOR AUDIO CMLBOX Back Box User Guide

[Home](#) » [MONITOR AUDIO](#) » MONITOR AUDIO CMLBOX Back Box User Guide 

Contents

1

MONITOR AUDIO CMLBOX Back Box

2

Product Usage Instructions

3

Frequently Asked Questions

4

SPECIFICATION

5

Unboxing

6

SETTING

7

Removing adaptor

8

Documents / Resources

8.1

References



MONITOR AUDIO CMLBOX Back Box



Specifications:

- External Dimensions (H x W x D):
 - Product Dimensions: 4.3 kg
 - Weight: 9 lb 8 oz

Product Usage Instructions

Unboxing:

1. Attach brackets to the designated areas on the product.
2. Create holes for wiring according to the installation guide.
3. Fix the product to struts securely using appropriate tools.
4. Remove any adaptors or protective covers before proceeding.
5. Insert the wiring into the corresponding ports carefully.

Frequently Asked Questions

Q: How do I know if I have attached the brackets correctly?

A: Make sure the brackets align with the designated attachment points on the product and are securely fastened in place.

Q: What tools do I need to fix the product to struts?

A: You may need a screwdriver or a wrench, depending on the type of fasteners provided with the product.

Q: Can I use this product outdoors?

A: Please refer to the product manual or specifications to determine if the product is suitable for outdoor use. It is recommended to avoid exposing the product to extreme weather conditions.

CSM-BOX
CML-BOX

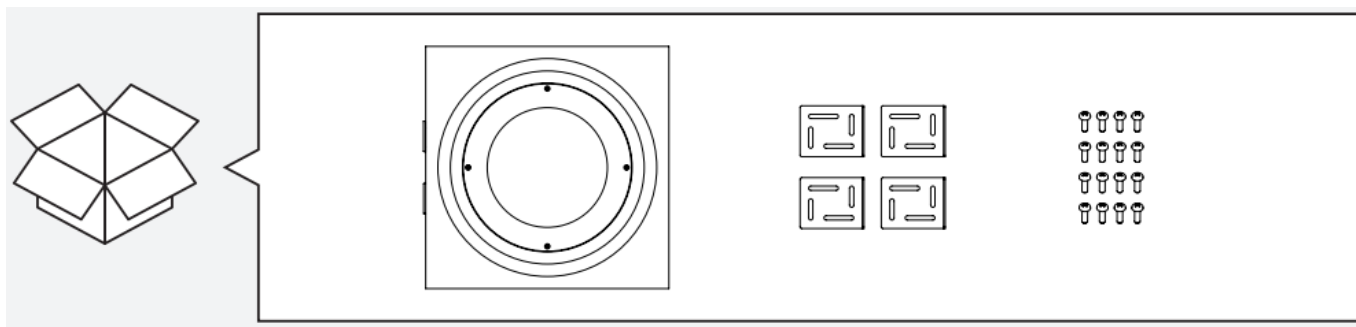
monitoraudio.com/support



SPECIFICATION

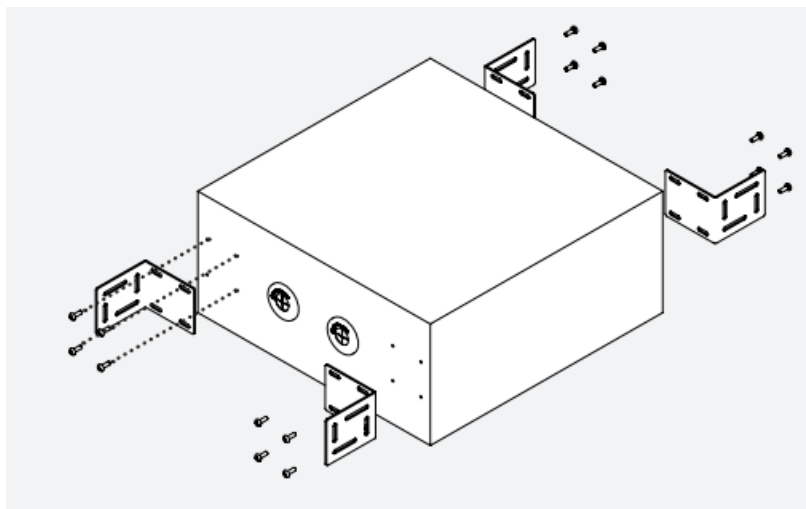
- External Dimensions (H x W x D)
Weight

Unboxing

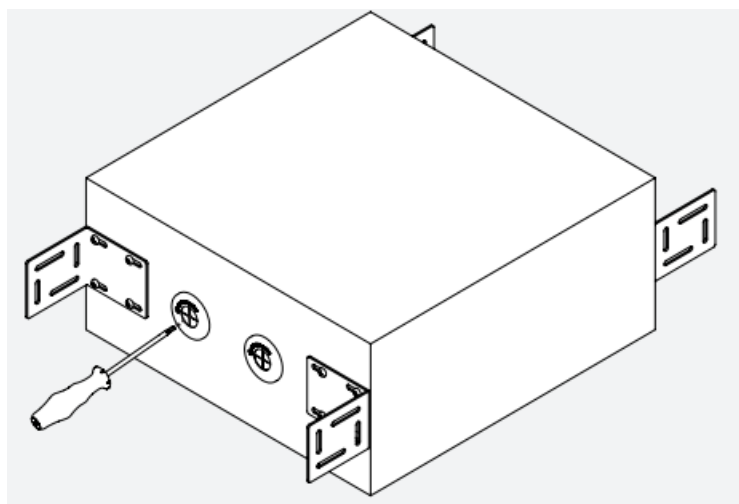


SETTING

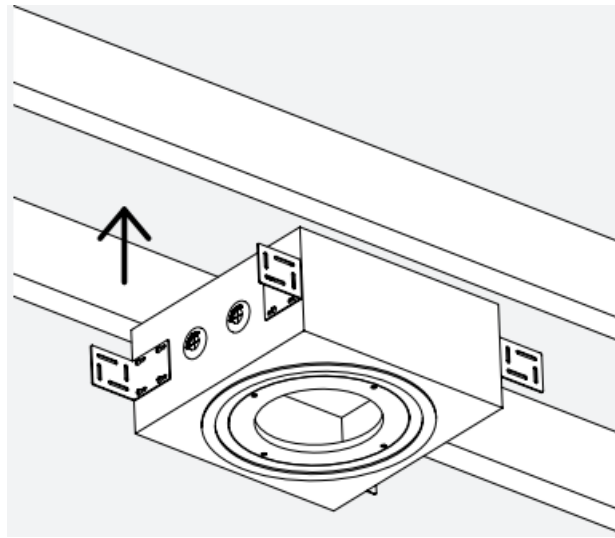
1. Attach brackets



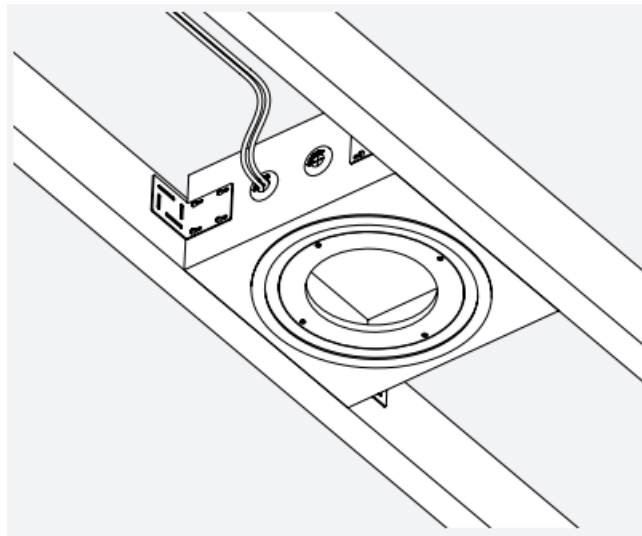
2. Create holes for wiring



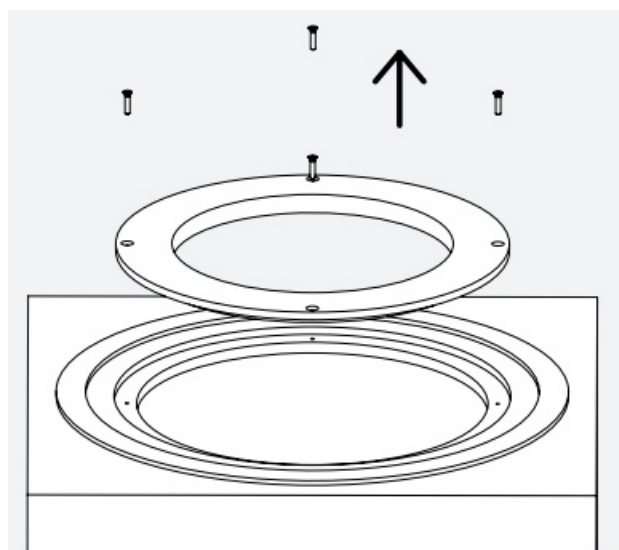
3. Fix to struts




4. Insert wiring



Removing adaptor



Documents / Resources



MONITOR AUDIO

C 800 -BOX
C 1000 -BOX

Quick Start Guide

Model	Power (W)	Frequency Response (Hz)	Impedance (ohms)
C 800	80	20 - 20,000	8
C 1000	100	20 - 20,000	8
C 800 -BOX	80	20 - 20,000	8
C 1000 -BOX	100	20 - 20,000	8

MONITOR AUDIO CMLBOX Back Box [pdf] User Guide

893CMLBOX, CSM-BOX, CML-BOX, CMLBOX Back Box, CMLBOX, Back Box, Box

References

- [🔊 Monitor Audio | Hi-Fi, Cinema & Architectural Speakers](#)
- [🔊 Support | Help | Monitor Audio](#)
- [User Manual](#)

[Manuals+](#), [Privacy Policy](#)

This website is an independent publication and is neither affiliated with nor endorsed by any of the trademark owners. The "Bluetooth®" word mark and logos are registered trademarks owned by Bluetooth SIG, Inc. The "Wi-Fi®" word mark and logos are registered trademarks owned by the Wi-Fi Alliance. Any use of these marks on this website does not imply any affiliation with or endorsement.