

**MOMOHO®  
BTS0011 MINI  
Bluetooth Speaker**



## MOMOHO BTS0011 MINI Bluetooth Speaker User Manual

[Home](#) » [MOMOHO](#) » MOMOHO BTS0011 MINI Bluetooth Speaker User Manual 

### Contents

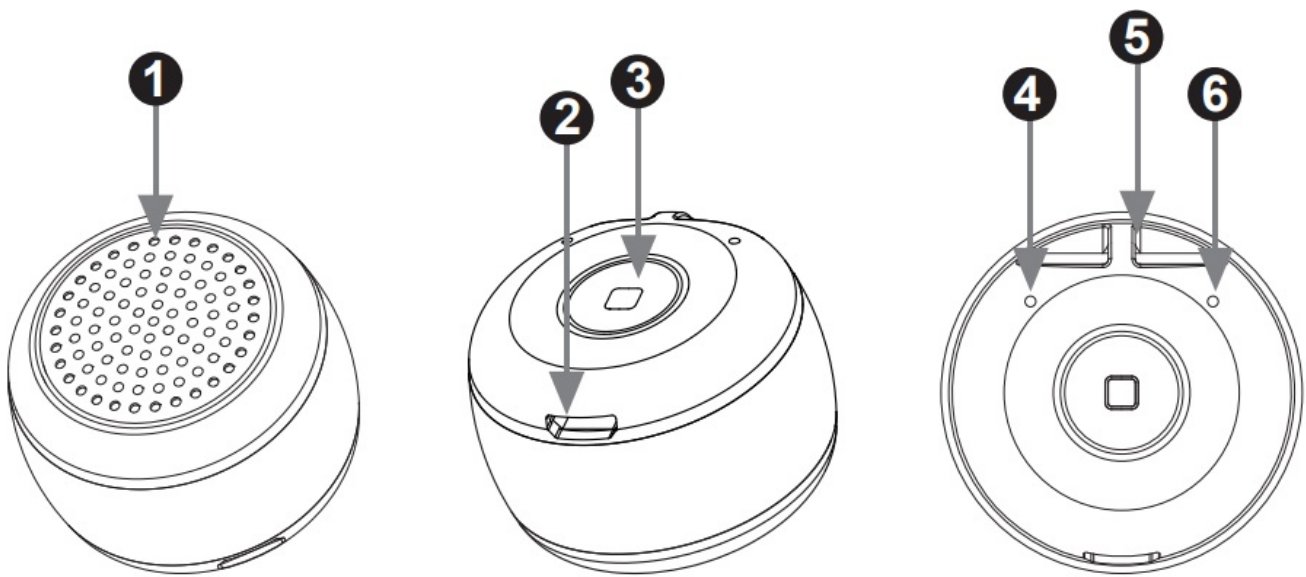
- [1 MOMOHO BTS0011 MINI Bluetooth Speaker](#)
- [2 Product Overview](#)
- [3 Specification](#)
- [4 Features](#)
- [5 Charging the battery](#)
- [6 Bluetooth pairing for music/phone call/camera remote shutter](#)
- [7 FCC Warning](#)
- [8 FAQs](#)
- [9 Video-MOMOHO BTS0011 MINI Bluetooth Speaker](#)
- [10 Reference Link](#)
- [11 References](#)
- [12 Related Posts](#)

**MOMOHO®**

**MOMOHO BTS0011 MINI Bluetooth Speaker**



## Product Overview



1. Speaker
2. Micro USB socket
3. Button
4. LED indicator
5. Hole for cord
6. Hole for MIC

## Specification

- **Model:** BTS0011
- **Power Rating:** PO=1W
- **Transmitting Frequency:** 150-16KHZ
- **THD:** <1%
- **S/N:** >90DB
- **Speaker Parameter:** 4Ω2W Diameter 30mm
- **Battery:** 3.7V/140mAh
- **Bluetooth Version:** Bluetooth V4.2

- **Recharge Voltage:** DC 5V 0.3A
- **Product Size:**35.6X25mm

## Features



1. It's very small and light, which makes the MOMOHO BTS0011 MINI Bluetooth Speaker very portable. You can take it with you anywhere. It fits easily in your pocket or backpack, and the built-in lanyard lets you attach it to your bag or bike. This makes it great for traveling, doing activities outside, and listening to music while you're on the go.
2. **Bluetooth 5.0:** The MOMOHO BTS0011 MINI has Bluetooth 5.0, which lets it connect to paired devices very quickly and easily. It works with a wider range of devices, so the sound is smooth and doesn't skip. Without any breaks, the connection stays strong whether you're close by or moving around.
3. **High-Quality Sound:** This speaker has a surprisingly strong and clear sound for how small it is. It puts out 3W of power and has clear highs, well-balanced mids, and deep lows. Whether you're listening inside or outside, the sound quality is as good as it gets from bigger speakers.



4. **Resistance to Water (IPX4 Rating):** The MOMOHO BTS0011 MINI has an IPX4 rating, which means it can handle light splashes of water, sweat, and rain. Because of this, it's great for activities like hiking, camping, and trips to the beach that will get wet.
5. **Large Battery Life:** The speaker's battery works well, so you can listen to your favorite music or podcasts for a long time. A full charge lasts up to 4 to 6 hours of continuous playback. The speaker can be used again right away because it only takes about two hours to charge.
6. **Built-in mic for calling without using your hands:** The MOMOHO BTS0011 MINI has a microphone built in so you can make calls without using your hands. With this speaker, you can easily answer or end calls without touching your phone. This lets you have clear conversations while you're on the go.
7. **Many Devices Can Connect:** This speaker can connect to many Bluetooth-enabled devices, including phones, tablets, laptops, and desktops. Just connect it to your device, and you can start listening to high-quality music right away. It also automatically connects to the last device you used, which makes the process go more quickly.
8. **Sleek and stylish design:** The MOMOHO BTS0011 MINI has a modern and stylish look that goes with any style or setting. This speaker's small size and bright colors (black, blue, green, pink, and white) make it a nice addition to your sound gear whether you're at home, at a party, or outside.
9. You can connect two MOMOHO BTS0011 MINI speakers using the TWS (True Wireless Stereo) feature to enjoy stereo sound with 360° audio. This setup increases the soundstage and doubles the volume, making the listening experience more immersive. Bluetooth 5.0 makes it easy to connect and sync quickly and without any problems.
10. **Strong and Long-Lasting:** The MOMOHO BTS0011 MINI is made with ABS plastic and a silicone bottom to

make it extra durable and able to handle daily use. The ABS plastic shell keeps dust and fingerprints from sticking to it, and the silicone base keeps the speaker in place even in rough places.

11. **Craftsmanship at the Cutting Edge:** With the BTS0011 MINI, MOMOHO has pushed the limits of speaker technology by using cutting-edge production methods and high-quality materials. As a result, the speaker has great sound quality and a small, sturdy design that is built to last.
12. **Amazing Sound:** The MOMOHO BTS0011 MINI has great sound quality thanks to its two full-range drivers and patented bass port, which combine deep, rich bass with clear highs. For a speaker this size, the sound quality and overall audio performance are very good.
13. **Wireless Remote Shutter:** The MOMOHO BTS0011 MINI has a special feature that lets you take selfies while being away from your phone. With one press of the multifunctional button, you can open and close the camera shutter on your phone. This lets you take pictures and videos without using your hands. The iPhone and Android phones can both use this feature.
14. **Automatic Pairing:** It's easier and faster to connect because the MOMOHO BTS0011 MINI pairs itself with the last device it was used with. The speaker automatically syncs with your phone, tablet, or laptop once it's turned on, so you don't have to do it each time.
15. **Great Battery Life:** The speaker can play music for up to four to six hours at half volume, thanks to MOMOHO's power management technology. This strikes a good balance between performance and battery life. The speaker can be charged quickly and easily with the micro USB port. In just two hours, it will be ready to use again.

## Charging the battery


1. Insert the charging cable into the Micro USB input port, and connect the USB plug into 5V/300mAh USB power terminal.


The LED indicator will turn red.


2. After charging is completed, the red LED indicator will turn off.

**Note:** When the music sound becomes smaller and you hear the warning tone "DI DI", Please charge this speaker in time.


## Bluetooth pairing for music/phone call/camera remote shutter

1. Turn on the speaker by pressing “” button for 3 seconds, The speaker will have a voice prompt, and blue indicator will flash.
2. Turn on your device and activate the Bluetooth function.
3. Search for Bluetooth pairing name “BTS0011” and click to pair, the speaker will pair automatically and the speaker will have a voice prompt, and the blue indicator will light on.

Then, just need to press “” button to play music when opening your music player answer a call when the call is coming or take a photo when opening the camera of your device.

4. Turn off the speaker by pressing “” button for 4 seconds and the speaker will sound “DI DO”. When disconnected, this speaker will turn off after 5 minutes.

## Note:

1. When you can't take a photo, under the Android system, please open "Settings"->"Camera", then set "Volume key" to "Settings"; under the IOS system, you just need to refresh the Bluetooth connection.
2. When you can't play the music, please refresh the Bluetooth connection.
3. Under the music-playing model, a short press “  ” button can increase the volume.

## FCC Warning

This equipment has been tested and found to comply with the limits for a Class B digital device, under part 15 of the FCC Rules. These limits are designed to provide reasonable protection against harmful interference in a residential installation. This equipment generates, uses and can radiate radio frequency energy and, if not installed and used by the instructions, may cause harmful interference to radio communications. However, there is no guarantee that interference will not occur in a particular installation. If this equipment does cause harmful interference to radio or television reception, which can be determined by turning the equipment off and on, the user is encouraged to try to correct the interference by one or more of the following measures:

- Reorient or relocate the receiving antenna.
- Increase the separation between the equipment and the receiver.
- Connect the equipment to an outlet on a circuit different from that to which the receiver is connected.
- Consult the dealer or an experienced radio/TV technician for help.

**Caution:** Any changes or modifications to this device not explicitly approved by the manufacturer could void your authority to operate this equipment.

This device complies with part 15 of the FCC Rules. Operation is subject to the following two conditions:

- This device may not cause harmful interference, and
- this device must accept any interference received, including interference that may cause undesired operation.

The device has been evaluated to meet general RF exposure requirements. The device can be used in portable exposure conditions without restriction.

## Dong Guan Haolisheng Electronic Technology Co., Ltd

- **Address:** Fourth Industrial Zone, Xiangang Village Chang'an Town, Dongguan City, Guangdong Province China
- **Website:** <http://www.momohotech.com> [www.hlsmould.com](http://www.hlsmould.com)
- **Email:** [momoho@hlsmould.com](mailto:momoho@hlsmould.com)
- **Phone:** 0769-89040995
- **Fax:** 0769-89046669

## FAQs

What is the battery life of the MOMOHO BTS0011 MINI Bluetooth Speaker?

The MOMOHO BTS0011 MINI Bluetooth Speaker offers up to 4-6 hours of continuous playback on a full charge, allowing you to enjoy your music for an extended period before needing to recharge.

How long does it take to fully charge the MOMOHO BTS0011 MINI Bluetooth Speaker?

The MOMOHO BTS0011 MINI Bluetooth Speaker takes about 2 hours to fully charge using the included micro USB charging cable.

How far can the MOMOHO BTS0011 MINI Bluetooth Speaker connect to paired devices?

With Bluetooth 5.0, the MOMOHO BTS0011 MINI Bluetooth Speaker ensures a stable connection up to 66 feet away from your paired device, providing flexibility in movement.

What is the output power of the MOMOHO BTS0011 MINI Bluetooth Speaker?

The MOMOHO BTS0011 MINI Bluetooth Speaker delivers 3W output power, providing clear, crisp, and loud audio despite its small size.

How do I pair the MOMOHO BTS0011 MINI Bluetooth Speaker with my phone?

To pair the MOMOHO BTS0011 MINI Bluetooth Speaker with your phone, simply turn on the speaker, enable Bluetooth on your phone, and select the speaker from the available devices list.

What Bluetooth version does the MOMOHO BTS0011 MINI Bluetooth Speaker use?

The MOMOHO BTS0011 MINI Bluetooth Speaker is equipped with Bluetooth 5.0, ensuring a faster and more stable connection to paired devices.


How compact is the MOMOHO BTS0011 MINI Bluetooth Speaker?

The MOMOHO BTS0011 MINI Bluetooth Speaker is highly compact, easily fitting into a pocket or small bag, making it ideal for travel and outdoor use.

What type of devices is the MOMOHO BTS0011 MINI Bluetooth Speaker compatible with?

The MOMOHO BTS0011 MINI Bluetooth Speaker works seamlessly with a wide range of Bluetooth-enabled devices, including smartphones, tablets, and laptops.

**Video-MOMOHO BTS0011 MINI Bluetooth Speaker**



[Download this Manual: MOMOHO BTS0011 MINI Bluetooth Speaker User Manual Bluetooth-Speaker-1.mp4](#)

**Reference Link**

[MOMOHO BTS0011 MINI Bluetooth Speaker User Manual-fccid.io](#)

**References**

- [User Manual](#)