



MOKiN USB C Triple Display Docking Station Instruction Manual

[Home](#) » [MOKiN](#) » MOKiN USB C Triple Display Docking Station Instruction Manual 

Contents

- [1 MOKiN USB C Triple Display Docking Station](#)
- [2 Product Introduction](#)
- [3 Structure Diagram](#)
- [4 Features](#)
- [5 Connection](#)
 - [5.1 Graphics Settings for Windows 10](#)
- [6 Graphics Settings for Mac](#)
- [7 Storage Conditions](#)
- [8 FAQ](#)
- [9 Documents / Resources](#)
- [10 Related Posts](#)

MOKiN

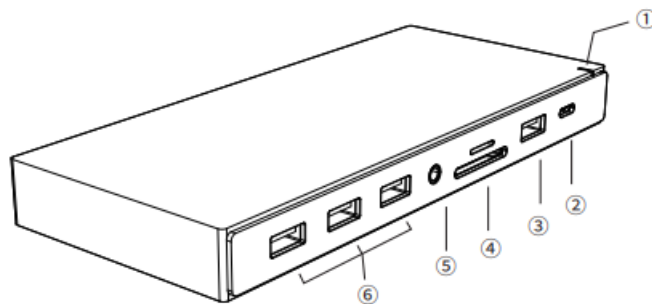
MOKiN USB C Triple Display Docking Station



Product Introduction

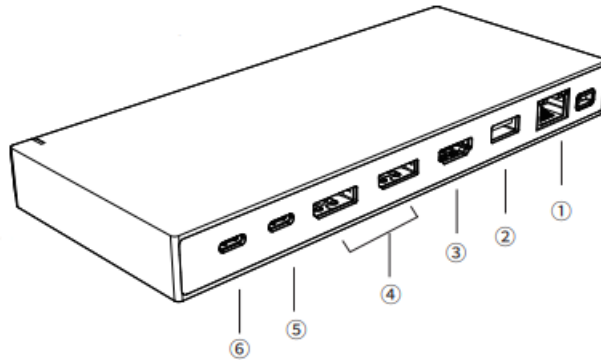
This is a full-featured desktop usb-c high-speed expansion base, which can connect your usb-c laptop to all other devices with just one cable to keep everything in order. You can output three monitors through one HDMI and two DP interface. One HDMI has a resolution of up to 4K@60Hz [supported when the host is DisplayPort (DP) v1.4 (hbr3)]; Enjoy the high speed transmission and excellent image quality of 4K video.

Structure Diagram



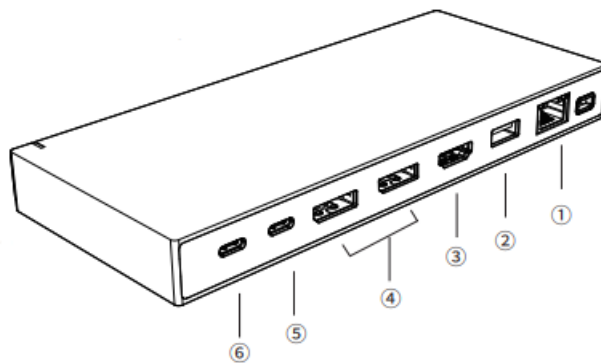
Front:

1. LED indicator
2. Host
3. USB-A 3.1
4. SD&Micro SD Card Reader
5. 3.5mm Audio & Microphone:
6. USB3.0



Back:

1. RJ45 Ethernet
2. USB2.0
3. HDMI
4. DP
5. USB-C Data
6. USB-C PD+Data



Features

1. Front:
2. LED indicator
3. **USB-C Host** Connected to Macbook with a dual USB-C cable
4. USB-A 3.1
Up to 10Gbps data speed & maximum power output 5V/0.9A, backwards compatible with USB3.0/2.0/USB1.1.
5. SD&Micro SD Card Reader:
Read: 50-104MB/s, Write: 30-80MB/s,
6. 3.5mm Audio & Microphone
7. USB-A 3.0 : 5Gbps, 5V/0.9A @4.5W

Back:

1. RJ45 Gigabit Ethernet: 1000Mbps
2. USB-A 2.0 : 480Mbps, 5V/0.5A @2.5W
3. HDMI

- 4Kx2K 60Hz / 3840×2160 (work separately while source is DP1.4)
- 4Kx2K 30Hz / 3840×2160 (work separately while source is DP1.2)

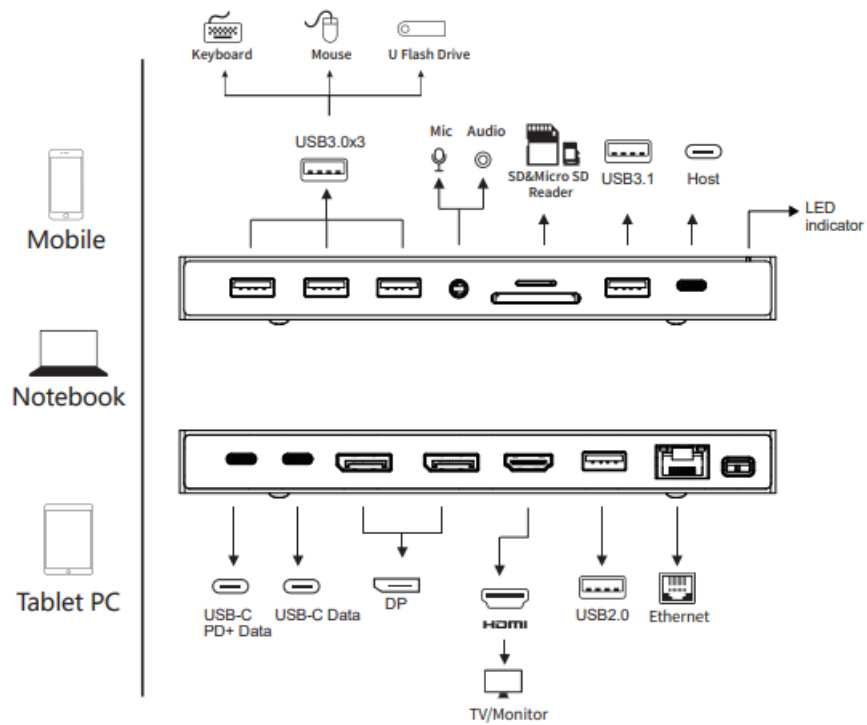
4. DP:

- 4Kx2K 60Hz / 3840×2160 (work separately while source is DP1.4)
- 4Kx2K 30Hz / 3840×2160 (work separately while source is DP1.2)

5. USB-C 3.1: 10Gbps, 5V/0.9A @4.5W

6. USB-C PD + Data Support 100W power in, Up to 480Mbps data speed.

Connection

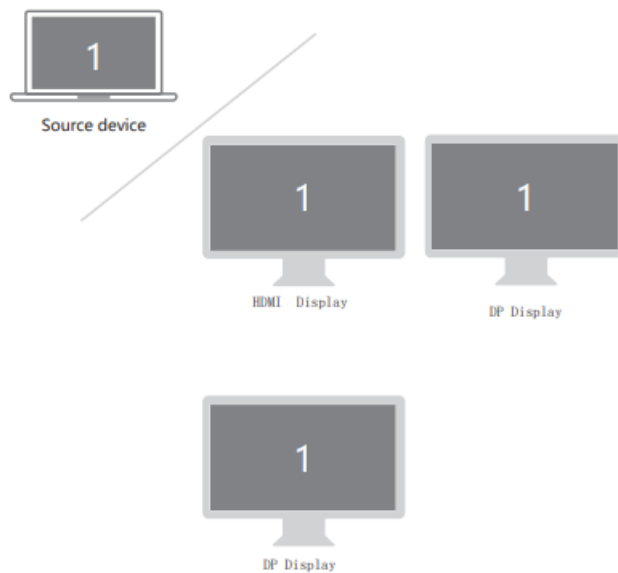


Graphics Settings for Windows 10

1. Clone Mode

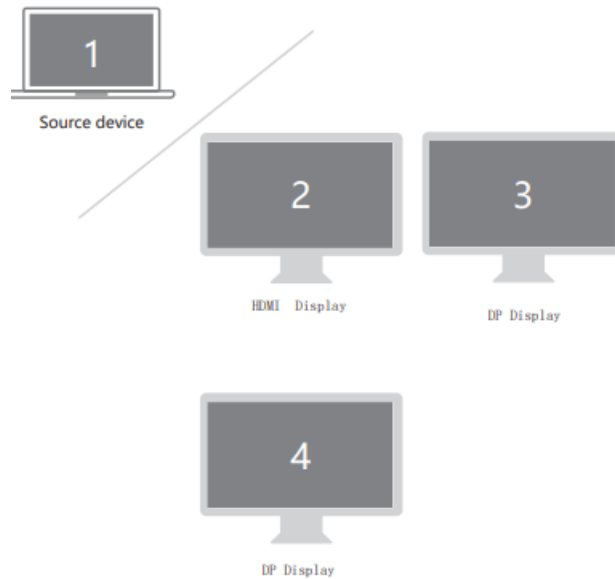
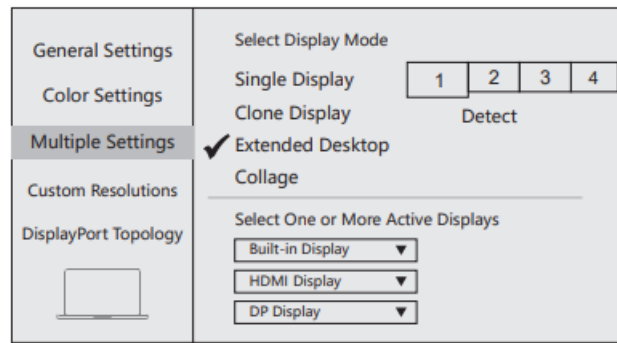
- Right click desktop >Graphics Settings >Display

General Settings	Select Display Mode
Color Settings	Single Display 12
Multiple Settings	<input checked="" type="checkbox"/> Clone Display Detect
Custom Resolutions	Extended Desktop
DisplayPort Topology	Collage
	Select One or More Active Displays
	Built-in Display ▼
	HDMI Display ▼
	DP Display ▼



2. Extended Desktop

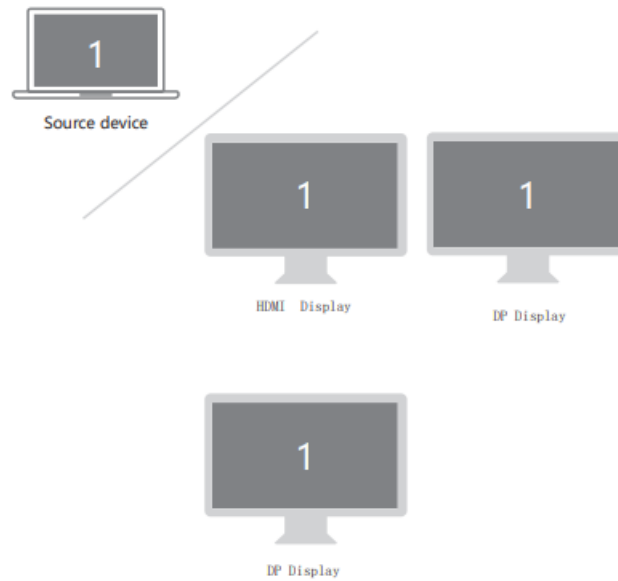
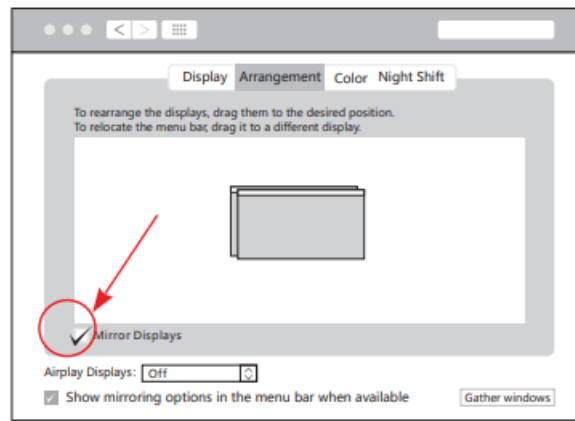
- Right-click desktop >Graphics Settings >Display



Graphics Settings for Mac

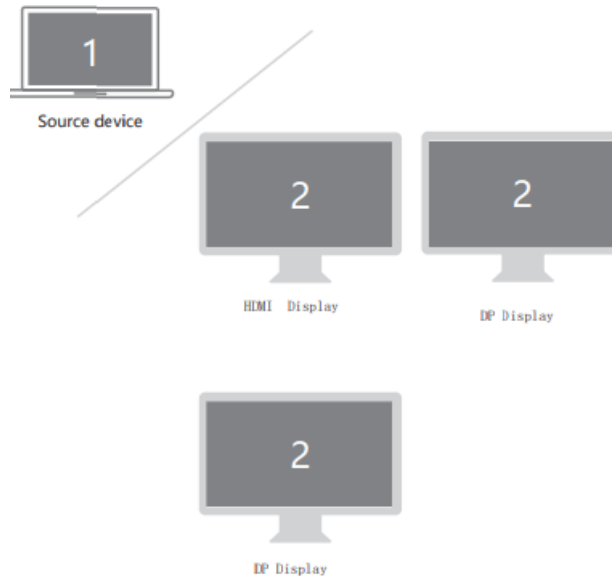
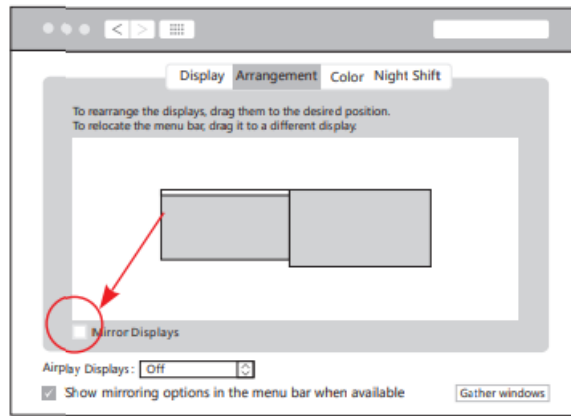
1. Mirror Display

Apple logo>System Preferences >Displays



2. Extend Display

Apple logo>System Preferences >Displays



Storage Conditions

- **Environmental Working Temperature:** 0°C to 40°C(32°F to 104°F)
- **Storage Temperature:** -20°C to 85°C(-4°F to 185°F)
- **Environmental Working Humidity:** 20%-90%RH
- **Storage Humidity:** 5%-95%RH

FAQ

A. Why is there no video output?

1. Please make sure the USB-C port of your devices (Laptop/Tablet) support Video Output.
2. Please check if the cable is well connected.
3. Please use the standard HDMI cable.

B. Why is there no audio output from HDMI?

1. Please make sure your monitor support Audio output function.
2. Please set the external monitor as default Audio output device.

- **C.** What should I do if the display screen drops after connecting a large current HDD/SSD? Please


connect your laptop charger/adaptor to the USB-C PD charging port of the product.

Why does the output not reach 4K 60Hz?

1. Please make sure your monitor support 4K 60Hz.
2. Please make sure the video source is 4K 60Hz.
3. Please make sure to use the 2.0 or higher version HDMI cable.
4. Please make sure your computer specification supports DP1.4 signal output.

The terms HDMI, HDMI High-Definition Multimedia Interface, and the HDMI Logo are trademarks or registered trademarks of HDMI Licensing Administrator, Inc.

Documents / Resources

	MOKiN USB C Triple Display Docking Station [pdf] Instruction Manual USB C Triple Display Docking Station, Triple Display Docking Station, Docking Station
---	--