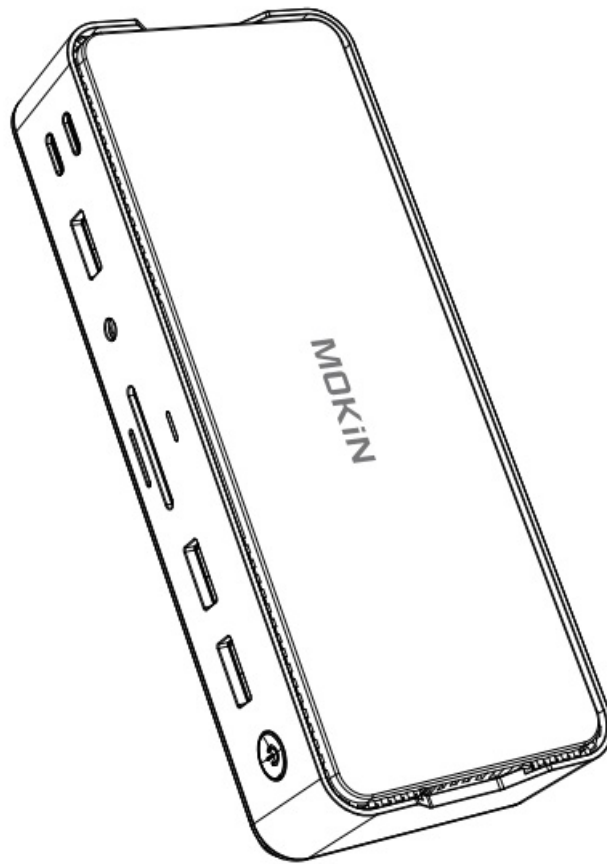


MOKiN MODK1402 USB-C Triple-Display Docking Station User Guide

[Home](#) » [MOKiN](#) » MOKiN MODK1402 USB-C Triple-Display Docking Station User Guide 

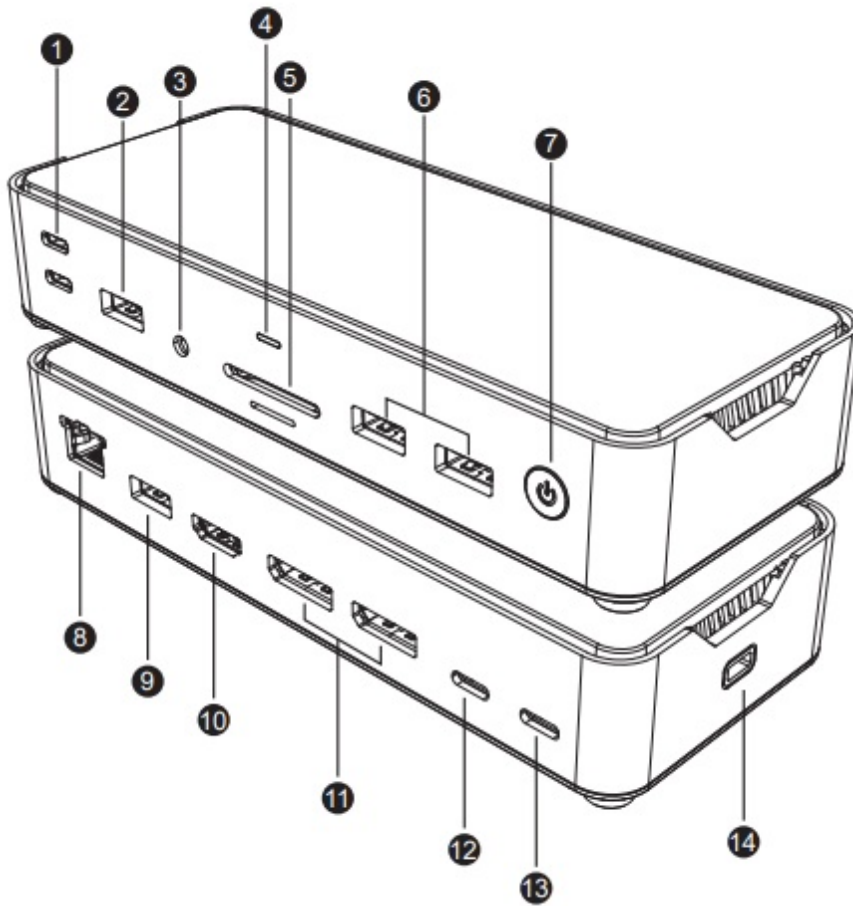
MOKiN MODK1402 USB-C Triple-Display Docking Station



Contents

- [1 Product information](#)
- [2 Product Specification](#)
- [3 HDMI and DisplayPort performance](#)
- [4 How to set up the extend display?](#)
- [5 FAQ](#)
- [6 Documents / Resources](#)
- [7 Related Posts](#)

Product information



1. USB-C 3.1
2. USB-A 3.1
3. Audio/Mic
4. LED
5. SD/Micro SD
6. USB 3.0
7. Power Switch
8. RJ45
9. USB 2.0
10. HDMI
11. DP
12. HOST
13. Type C PD
14. Safety Lock

Product Specification

1. USB C PD port: Support PD V3.0 max input 100W.
2. HDMI and DisplayPort: Supports up to 8K@30Hz or 4K@120Hz with DSC, supports up to 4K@60Hz without DSC, support High Dynamic Range (HDR) transport.
3. RJ45: Integrated 10/100/1000Mbps network interface.
4. SD/Micro SD: SD support Secure Digital V4.0 UHS-II, Read & Write: 250MB/s.

Micro SD support Secure Digital V3.0 UHS-I, Read & Write:104MB/s. (Data transfer rates are subject to the speed of the memory card.)

5. USB2.0: 480Mbps. For keyboard, mouse, Game Pad, etc.

6. USB3.1: Up to 10Gbps. Backward compatible with USB3.0, USB2.0, USB1.1.

HDMI and DisplayPort performance

1. Please confirm the dp alt mode version of your laptop's USB-C port using.

2. MacOS can only external one monitor, and the second/third external monitor just mirrors the first one.

3. Windows without this limitation

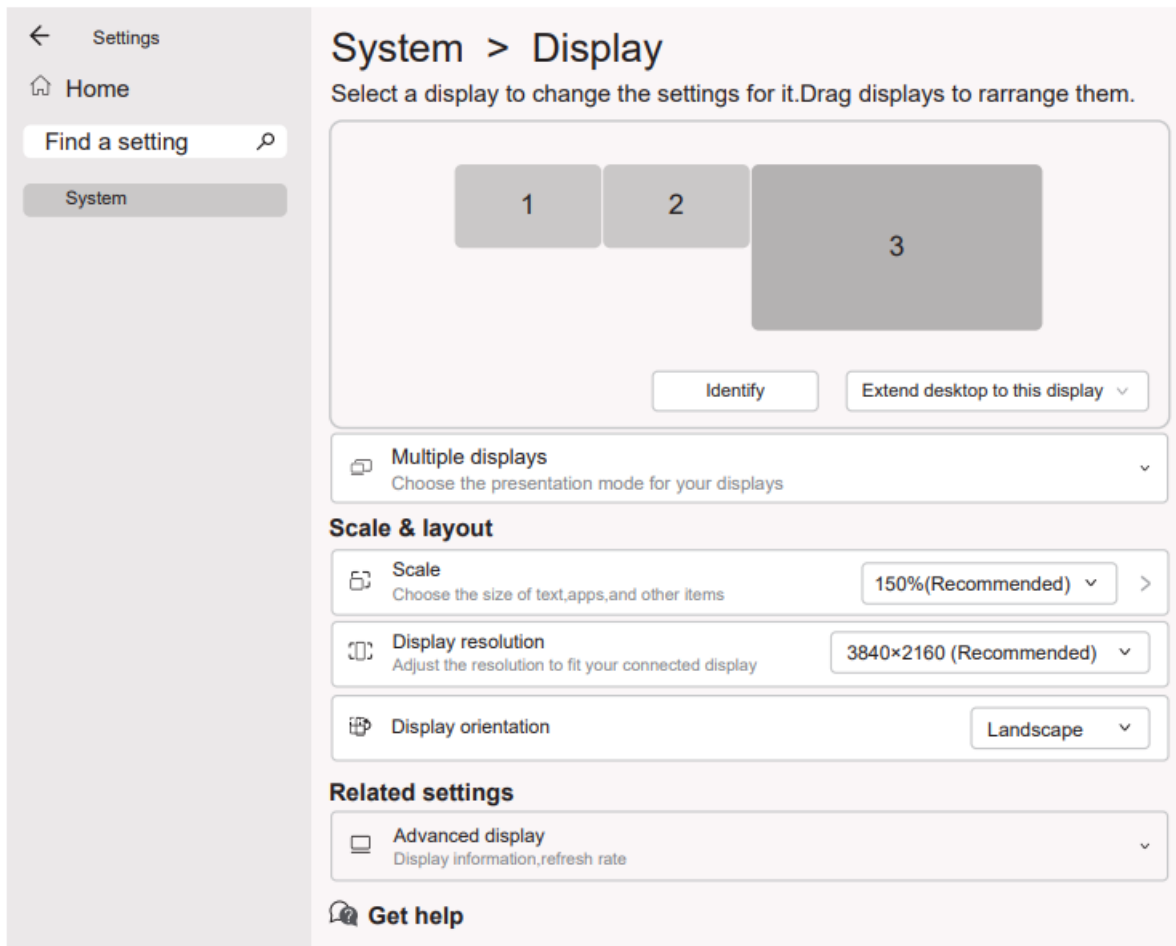
<In DP1.4>	HDMI	DP	DP
Single display	8k@30Hz or 4K@120Hz		
		8k@30Hz or 4K@120Hz	
			8k@30Hz or 4K@120Hz
Dual display	4K@60Hz	4K@60Hz	
		4K@60Hz	4K@60Hz
	4K@60Hz		4K@60Hz
Triple display	4K@60Hz	4K@30Hz	4K@30Hz
Single display	4K@30Hz		
		4K@30Hz	

			4K@30Hz
Dual display	2K@60Hz	1080P@60Hz	
		2K@60Hz	1080P@60Hz
	1080P@60Hz		2K@60Hz
Triple display	Only can light up two displays		

How to set up the extend display?

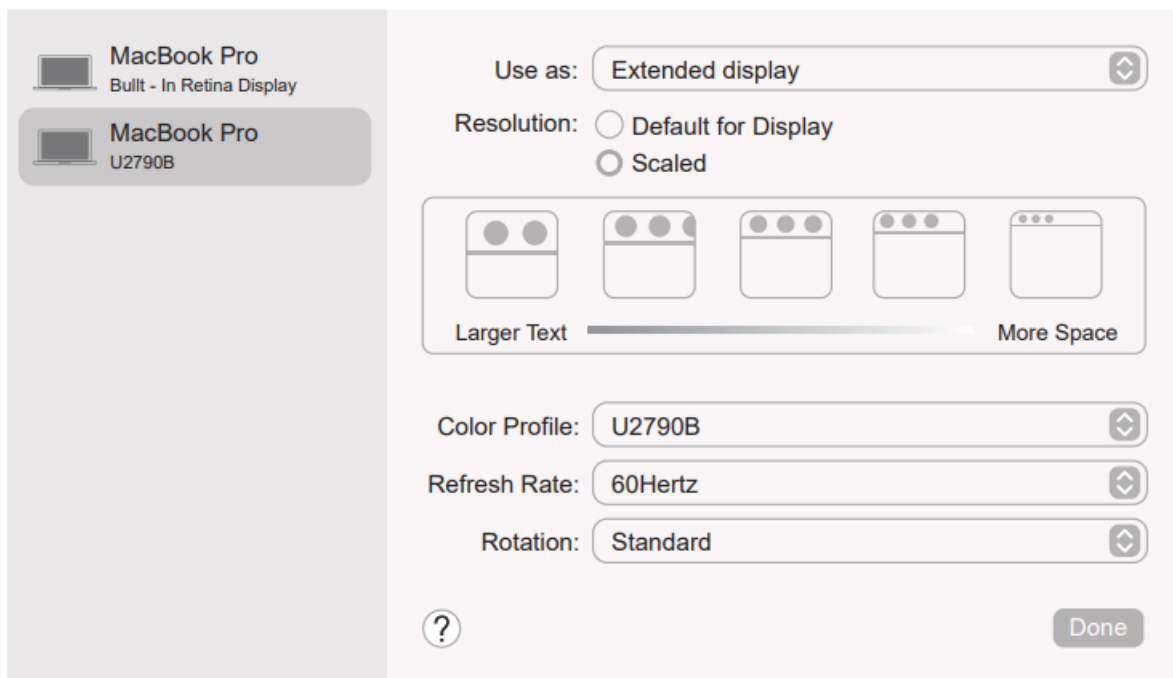
A: Windows

Windows11 Start>Setting>System>Display



In there, you can set the Display mode, Rearrange the position of the screen, Change Resolution, Color Profile, Orientation and Refresh Rate in Advanced display.

B: Mac OS



Then you can change the display mode in “Use as” menu and set up these setting like: Resolution/ Color Profile / Refresh Rate and Rotation.

The tips can't solve my problem, or I have more questions.

If you encounter any problem during using our product, please contact us through amazon' s after-sale service or our e-mail : support@mokintech.com we will help you solve any problem.



MOKiN

FAQ

Q1: When connecting a wireless mouse or keyboard, it may not work properly?

Most wireless device like mouse, keyboard, and Bluetooth device work in the 2.4 Ghz wireless band. USB 3.0 Port has potential for interference that can affect the device' s performance. The most effective method is to add a USB 2.0 extension cable between the HUB and the receiver.

Q2:The display won't work, the resolution or refresh rate is abnormal.

Confirm that the USB-C port in your laptop supports dp alt mode.


This information you can find out in your laptop' s specification or consult your laptop' s official customer service. There are some software conflicts, usually the driver problem of the GPU. Upgrade or roll back the driver of GPU

version may solve it.

Q3:The device I connect didn't work, Or the laptop suddenly shuts down.

The connected devices consume too much power, please connect the PD charger.

Documents / Resources

	<p>MOKiN MODK1402 USB-C Triple-Display Docking Station [pdf] User Guide MODK1402 USB-C Triple-Display Docking Station, MODK1402, USB-C Triple-Display Docking Station, Triple-Display Docking Station, Docking Station, Station</p>
---	---