



mokee Midi Cot Bed Instruction Manual

[Home](#) » [mokee](#) » mokee Midi Cot Bed Instruction Manual



Midi Cot Bed Instruction Manual



Contents [[hide](#)]

- [1 Midi Cot Bed](#)
- [2 In the set:](#)
- [3 Documents / Resources](#)
- [4 Related Posts](#)

Midi Cot Bed

IMPORTANT, RETAIN FOR FUTURE REFERENCE: READ CAREFULLY

Great design is all about making life easier and beautiful. The moKee Midi Cot does just that, with its modern colour range, minimalist Scandinavian design and a range customization to fit your needs and budget. One side can easily be removed when your child is around 24 months, increasing the moKee midi lifespan to up 4 years old.

IMPORTANT – RETAIN FOR SUBSEQUENT CONSULTATION

– READ CAREFULLY CONFORMS TO STANDARD SAFETY REQUIREMENTS EN 716

Warning: Be aware of the risk of open fire and other sources of strong heat, such as electric bar fires, gas fires, etc. in the near vicinity of the cot.

Warning: Do not use the cot if any components are broken, damaged or missing, and only use spare parts approved by the manufacturer.

Warning: Do not leave anything in the cot or place the cot close to another product, which could provide a foothold or present a danger of suffocation or strangulation, e.g. strings, blind/curtain cords

Warning: Do not use more than one mattress in the cot.

CAUTION:

The cot base is safest at the lowest position and must be set to this position as soon as the baby is old enough to sit up.

The supports used to adjust the base when it is set to the low position must be removed.

The thickness of the mattress selected must be such that the internal height (i.e. the distance between the surface of the mattress and the upper part of the cot frame) is at least 500 mm with the base at the lowest position and at least 200 mm at the highest position.

The markings on the side of the stand indicate the maximum thickness for the mattress to be used when the base is set to different positions.

The mattress to be used with this cot must be designed for 70 cm x 140 cm cots and must not exceed 10 cm in height.

The length and width of the mattress must be such that the space between the mattress and the sides and ends of the cot does not exceed 30 mm.

After assembly, check that all the assembly mechanisms are correctly tightened and are checked regularly, and re tightened if necessary.

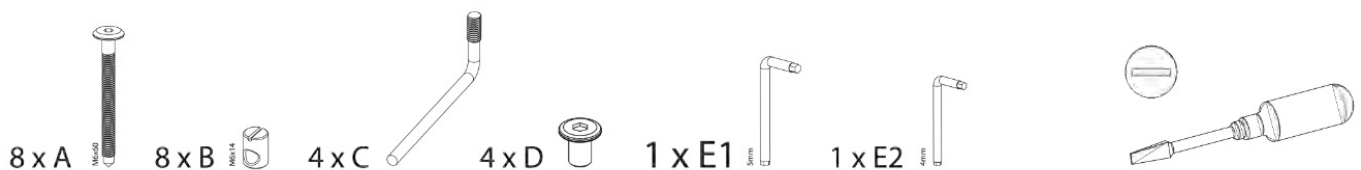
Care: clean using a damp sponge and warm, soapy water. Never use any abrasive products.

When the child is able to get out of the cot on its own, the cot must no longer be used for this child, to prevent any risk of falling.

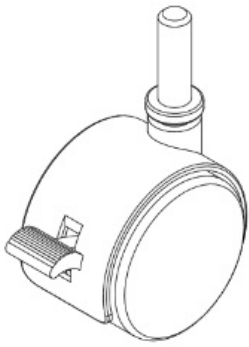
ZACKARO LIMITED. Office 141 405 Kings Road, London, England, SW10 OBB, UK

In the set:

You will need (not included)

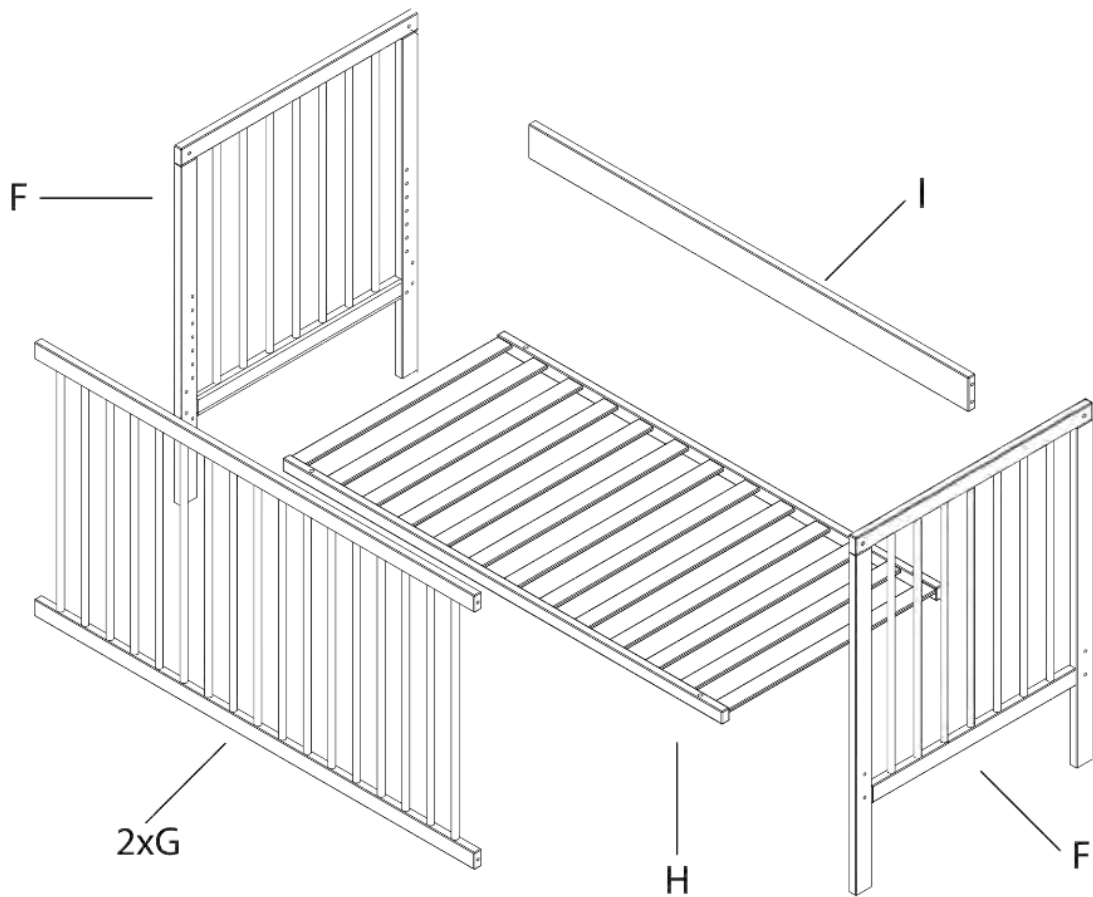


Options available (not Included):

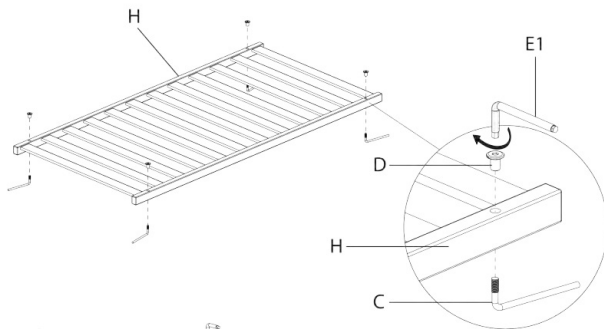


buy at mokee.eu

Important! Do not use caster weels when 1 side is open

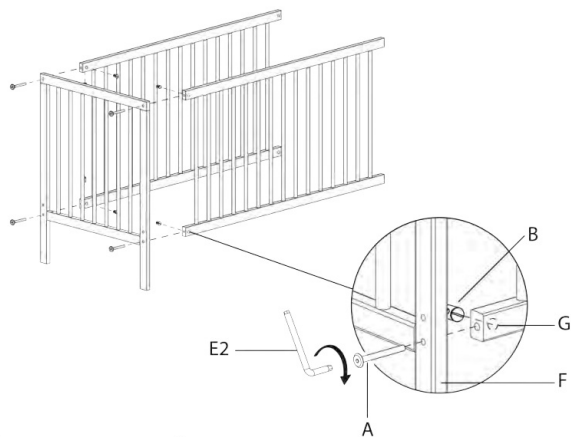


1



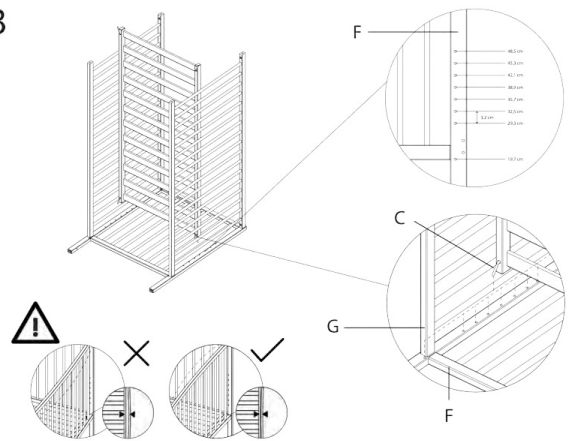
4 x C 4 x D 1 x E1

2



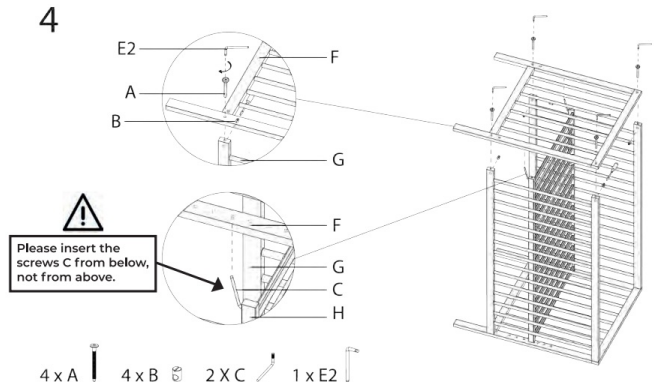
4 x A 4 x B 1 x E2

3



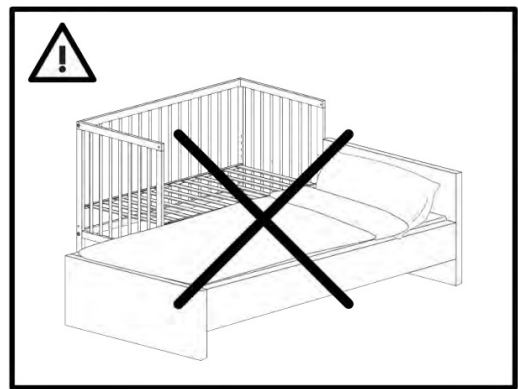

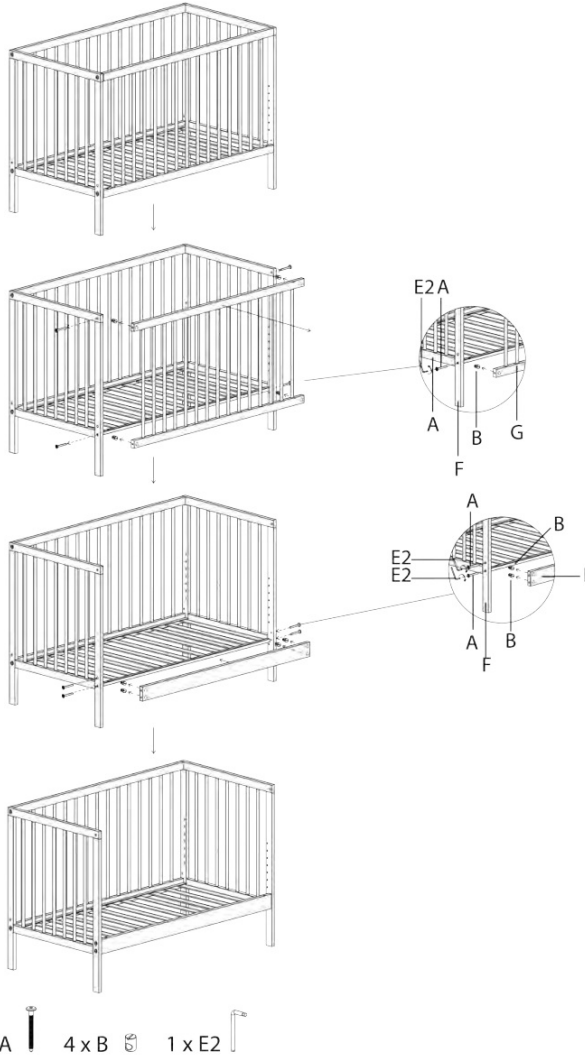
2 x C

4




4 x A 4 x B 2 x C 1 x E2

5



IMPORTANT! – THIS COT IS NOT A CO-SLEEPER – ONLY REMOVE THE LONG SIDE WHEN BASE (H) IS AT ITS LOWEST SETTING & IN CONJUNCTION WITH THIS WOODEN PANEL SECURELY ATTACHED (I)



| | |
|---|--|
|  The image shows the front cover of the Mokee Midi Cot Bed instruction manual. At the top, there is a warning in English and Polish. Below the warning is the Mokee logo, which consists of a stylized cloud shape with the word 'mokee' inside. Underneath the logo is the text 'Midi Cot'. In the center is a line drawing of the cot bed, showing its metal frame, mattress, and side rails. At the bottom, there is a small block of text in English and Polish, and the Mokee logo again. | <p>mokee Midi Cot Bed [pdf] Instruction Manual</p> <p>Midi Cot Bed</p> |
|---|--|