



mokee !M-WN-STAND-ST the Wool Nest Stand Instruction Manual

[Home](#) » [mokee](#) » mokee !M-WN-STAND-ST the Wool Nest Stand Instruction Manual 



Contents

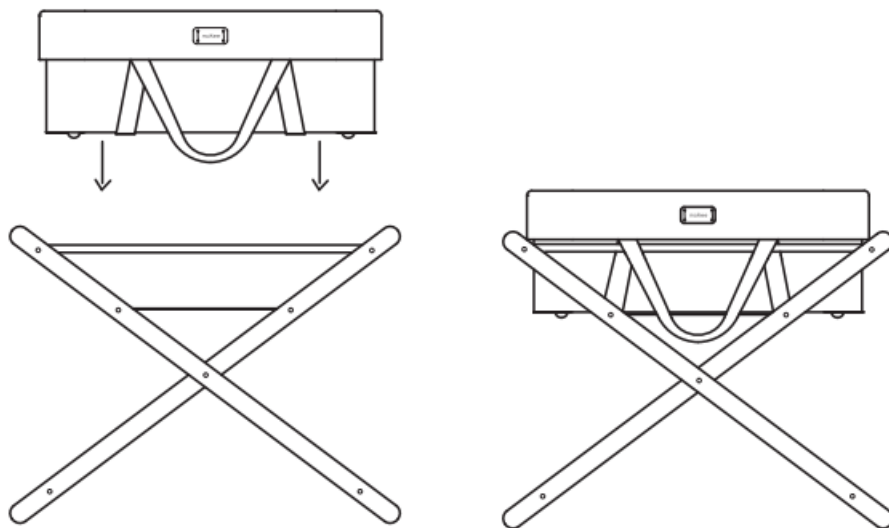
- [1 !M-WN-STAND-ST the Wool Nest Stand](#)
- [2 THE WOOL NEST STAND](#)
- [3 Documents / Resources](#)
- [4 Related Posts](#)

!M-WN-STAND-ST the Wool Nest Stand

IMPORTANT – Read the instruction carefully before use and keep them for future reference.

THE WOOL NEST STAND

Designed to get the full Wool Nest experience, this minimalist stand in our Stone Teal color will be the perfect companion for those first months when the baby sleeps at your side. It folds away for easy storage and transport – a great solution for any apartment. Its sturdy structure and simple design blend with any interior.



I

II

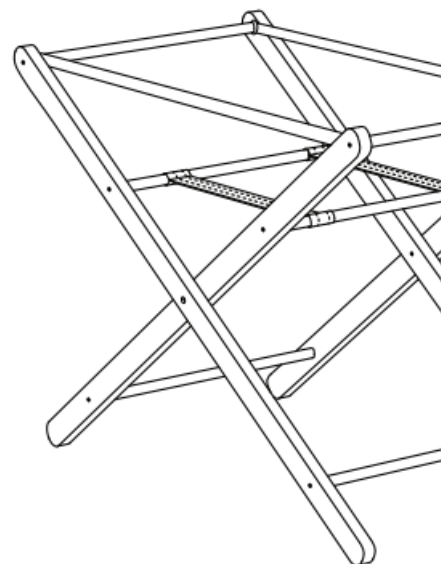

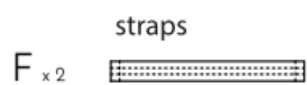
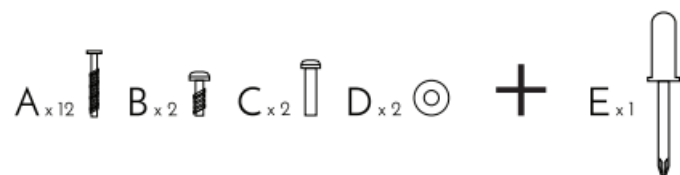


WARNING: Use only on firm ground that is horizontal, level, and dry.

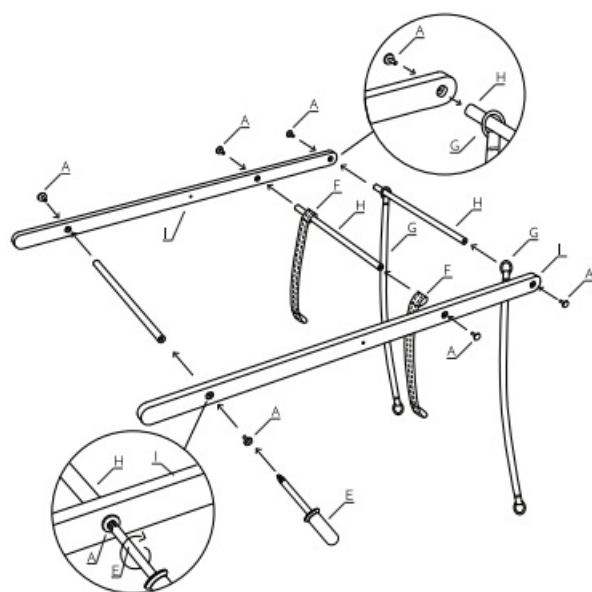
WARNING: Do not let other children play unattended near the carrycot and stand.

WARNING: Do not use it if any part is broken, torn, or missing.

The product was designed, manufactured, and tested according to EN 1466:2004 (E): strength of stand, stability of stand, the fatigue resistance of locking and folding mechanisms of stands, and the durability of marking and materials. This product is suitable only for babies up to 6 months, who cannot sit up unaided, roll over, and cannot push themselves up on their hands and knees. Maximum weight of the baby: 9kg (19.84 lbs). Flat packed and ready-to-assemble. Once assembled, the stand should not be dismantled and reassembled as the screws may then be unsecure. Use only replacement parts supplied by the manufacturer. When the stand is not in use, it must be folded or put away. Wool Nest Stand is suitable for moKee Wool Nest basket only. Cleaning Instructions – clean wipe with a damp cloth only. In case of assembly difficulties, missing parts, or other queries please contact moKee customer care service: tic@mokee.eu.



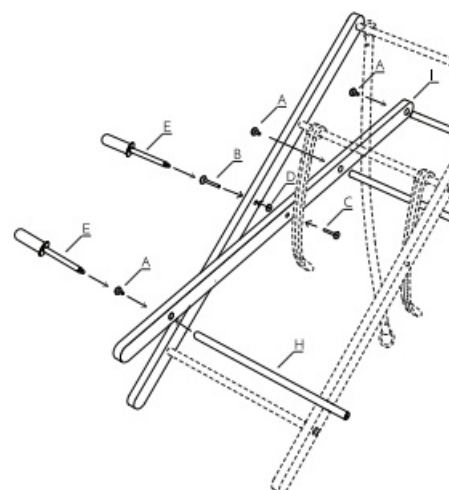
1



A_{x6} E_{x1}

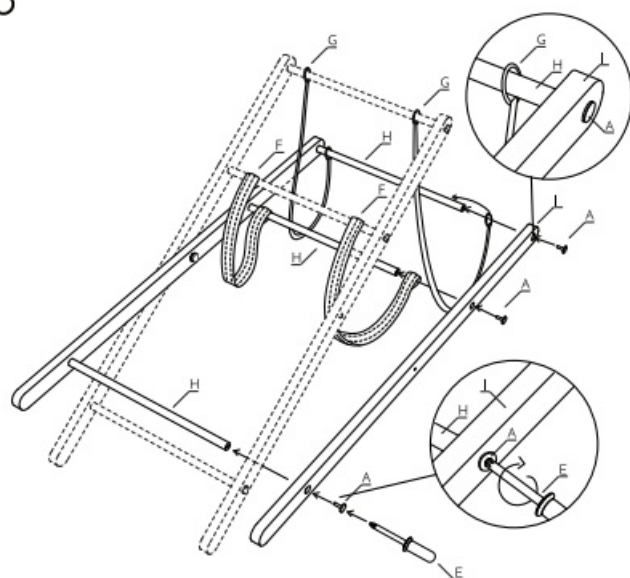
F_{x2} G_{x2} H_{x3} I_{x2}

2



A_{x3} B_{x1} C_{x1} D_{x1} E_{x1}

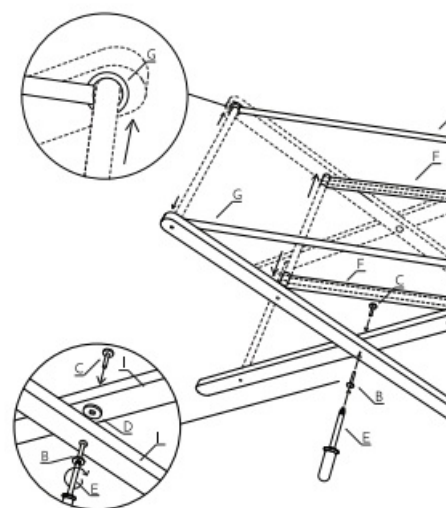
3



A_{x3} E_{x1}

F_{x2} G_{x2} H_{x3} I_{x2}

4




B_{x1} C_{x1} D_{x1} E_{x1}

F

Serrano Ltd
10 Century Yard
London, SE23 3XT
United Kingdom

Documents / Resources

	<p>mokee !M-WN-STAND-ST the Wool Nest Stand [pdf] Instruction Manual</p> <p>M-WN-STAND-ST, the Wool Nest Stand, M-WN-STAND-ST the Wool Nest Stand, Wool Nest St and, Nest Stand, Stand</p>
---	--

Manuals+.