



# MOJOGEAR BT-4 Bluetooth Smartphone Shutter Remote Instructions

[Home](#) » [MOJOGEAR](#) » MOJOGEAR BT-4 Bluetooth Smartphone Shutter Remote Instructions 

## MOJOGEAR BT-4 Bluetooth Smartphone Shutter Remote Instructions

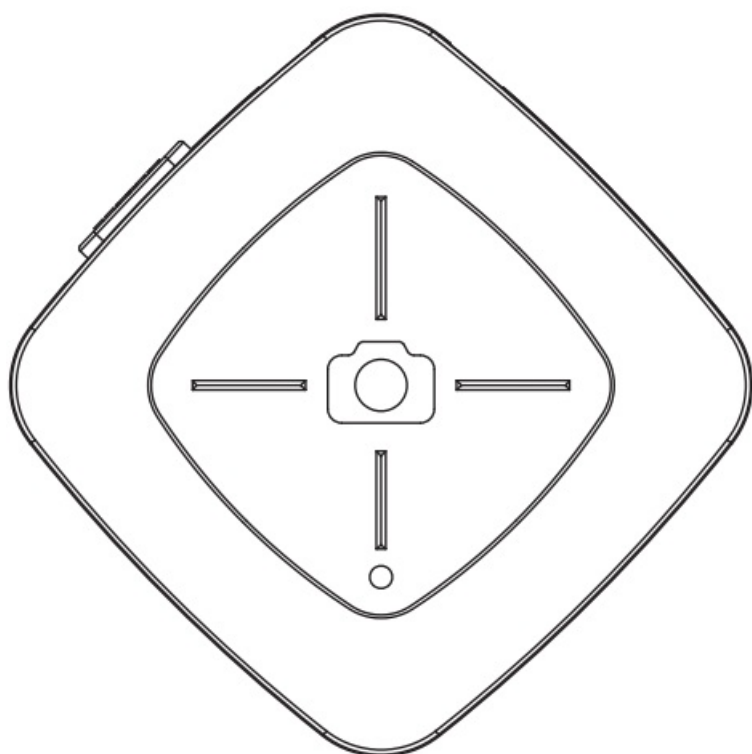


### Contents

- [1 Technical Parameters](#)
- [2 Operation](#)
- [3 Bluetooth Connection](#)
- [4 Shoot pictures with the BT-4](#)
- [5 FCC STATEMENT](#)
- [6 Documents / Resources](#)
- [7 Related Posts](#)

## Technical Parameters

Basic Parameters	
model No.	BT-4
Chip model NO.	AIROHA-AB1126A
Dimension	LxWxH: 32x32x10mm Weight : 7.5g (including battery)
Function feature	Support IOS 5.0 or above / Android 2.3.6 or above
Photographic method	Button
Power supply	Built-in 3.0V/2032 button battery
Technical Parameters	
Bluetooth version	3.0
Bluetooth protocol	HID profile
Charging voltage	2.7V—3.3V (button cell)
Working current	2.5MA(First class dormancy 1.5 MA, second class dormancy 0.2MA)
Effective distance	The max. remote control distance can up to 10 meters
Working frequency	2.4GHz, Working mode: GFSK



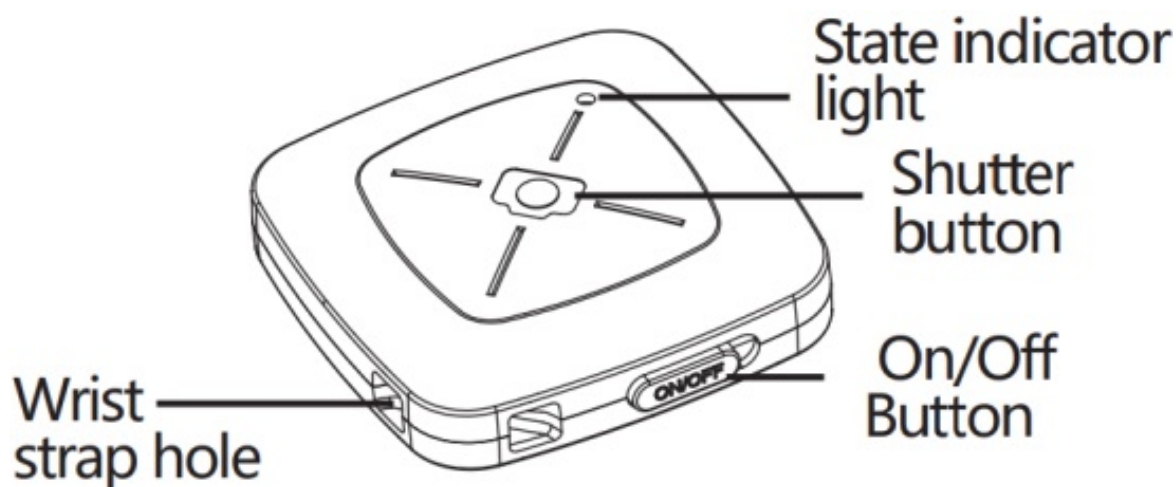
## Operation

### Startup

The toggle switch to the ON position, the BT- 4 enters boot mode.

1. When you use it the first time, the BT-4 will automatically enter pairing state after power on.
2. It will automatically initiate a connection with the last smart phone it was connected to when it power on again, and then will automatically enter pairing state after it failed.

### **Power off**

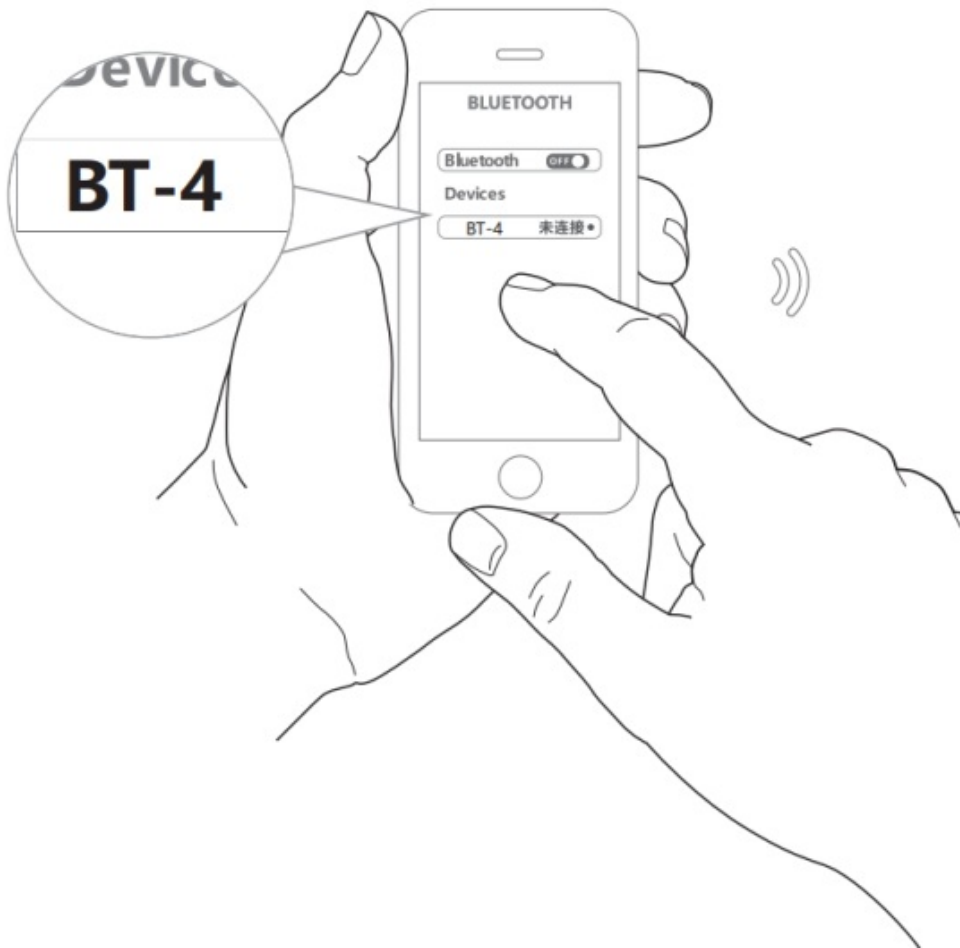


The toggle switch to the OFF position, the BT-4 enters shutdown mode.

### **Bluetooth Connection**


#### **Bluetooth Pairing**

Green light will slow flash under pairing mode, find setting and open Bluetooth in your smart phone, click the searching model to connect "BT-4", the flash light will turn off after it paired, and it means you could start taking pictures now.



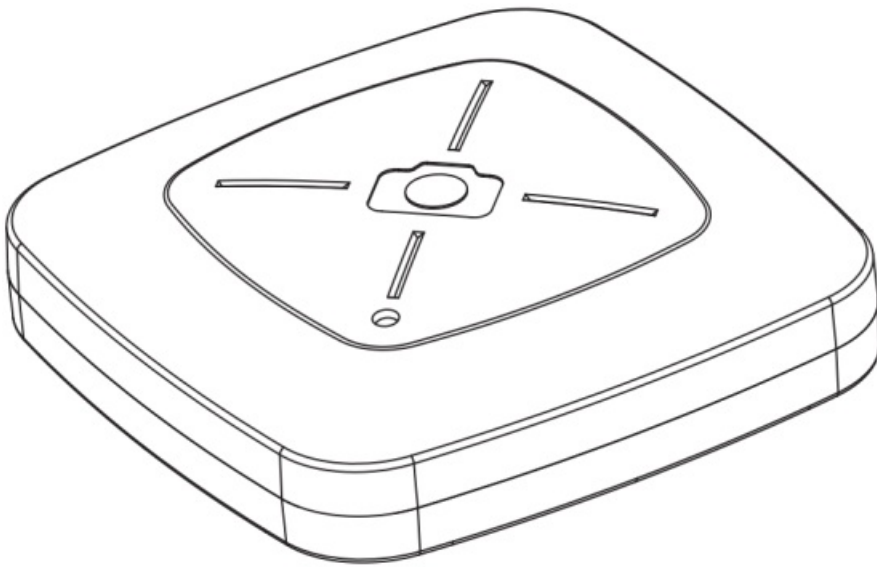
The effective distance is 10M, which will vary depending on the environment.

### Attentions

1.  Under the power off state, open Bluetooth remote controller, it will automatically initiate a connection with the last device it was connected to. No need searching for pairing Bluetooth again. If the connection fails, it will automatically enter pairing mode, and then it will shut itself down after a timeout pairing.
2. If need to connect to other Bluetooth device, please close the last device it was connected to.

### Shoot pictures with the BT-4

#### Shoot pictures



After a successful connection to the device, open camera function of your phone, press the shutter button to shoot pictures (Compatible for IOS system and most Android's phones on the market).

## FCC STATEMENT

This device complies with Part 15 of the FCC Rules. Operation is subject to the following two conditions:

1. This device may not cause harmful interference, and
2. This device must accept any interference received, including interference that may cause undesired operation.

**Warning:** Changes or modifications not expressly approved by the party responsible for compliance could void the user's authority to operate the equipment.

**NOTE:** This equipment has been tested and found to comply with the limits for a Class B digital device, pursuant to Part 15 of the FCC Rules.

These limits are designed to provide reasonable protection against harmful interference in a residential installation. This equipment generates uses and can radiate radio frequency energy and, if not installed and used in accordance with the instructions, may cause harmful interference to radio communications. However, there is no guarantee that interference will not occur in a particular installation. If this equipment does cause harmful interference to radio or television reception, which can be determined by turning the equipment off and on, the user is encouraged to try to correct the interference by one or more of the following measures:

- Reorient or relocate the receiving antenna.
- Increase the separation between the equipment and receiver.
- Connect the equipment into an outlet on a circuit different from that to which the receiver is connected.
- Consult the dealer or an experienced radio/TV technician for help.

## RF warning statement

The device has been evaluated to meet general RF exposure requirement. The device can be used in portable exposure condition without restriction.

## Documents / Resources



**[MOJOGEAR BT-4 Bluetooth Smartphone Shutter Remote](#)** [pdf] Instructions  
BT4, 2AZC8-BT4, 2AZC8BT4, BT-4 Bluetooth Smartphone Shutter Remote, Bluetooth Smartph  
one Shutter Remote