



MOHAWK FlexLok Plus Tab System User Manual

[Home](#) » [MOHAWK](#) » MOHAWK FlexLok Plus Tab System User Manual 

MOHAWK FlexLok Plus Tab System



Contents

1 PERFORMANCE

2 SUSTAINABILITY

3 INSTALLATION

3.1 Quarter Turn, Monolithic, and Multi-Directional

3.2 Install Methods – Plank 12×36

3.3 All Install Methods

3.4 Install Methods – Tile 24×24

3.5 Brick and Ashlar

3.6 Install Methods – Plank 12×36

3.7 All Install Methods

4 Documents / Resources

4.1 References

5 Related Posts

PERFORMANCE

- Exceeds all performance expectations without compromise
- FlexLok+ works with all Mohawk modular products with the exception of Walk Off Tile and EcoFlex Air

products

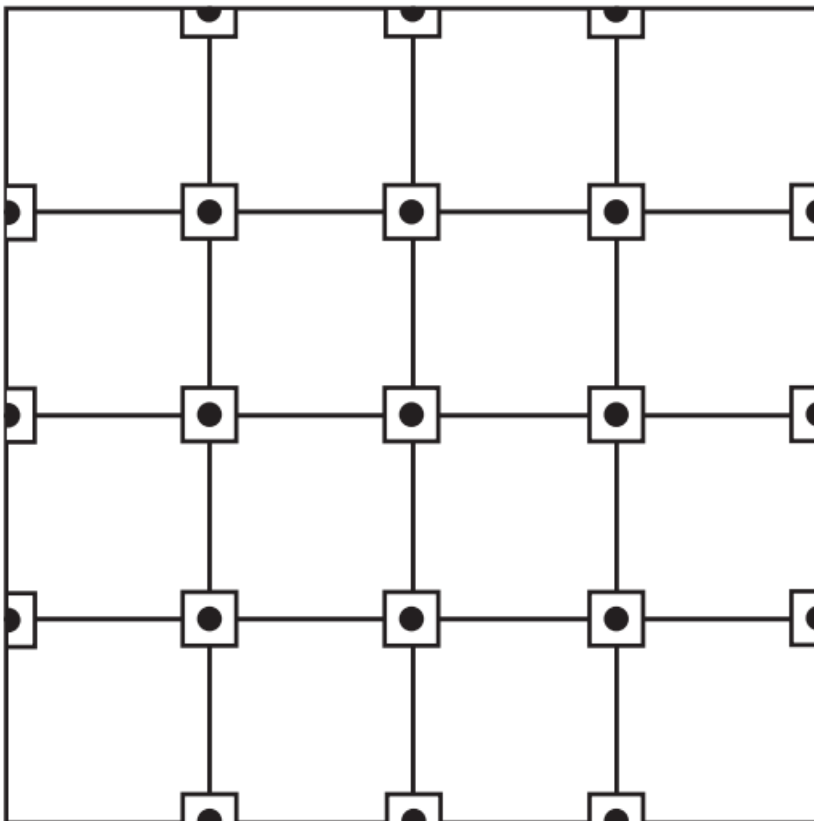
SUSTAINABILITY

- HPD and CRI Green Label Certified
- Minimal VOCs for increased indoor air quality

INSTALLATION

- Install a flexible floating floor, no glue on the subfloor
- Install on any substrate (VCT, wood, etc.)
- FlexLok+ adhesive will not dry out so installation can be installed at your own pace
- Can be installed as long as there are no visible signs of moisture

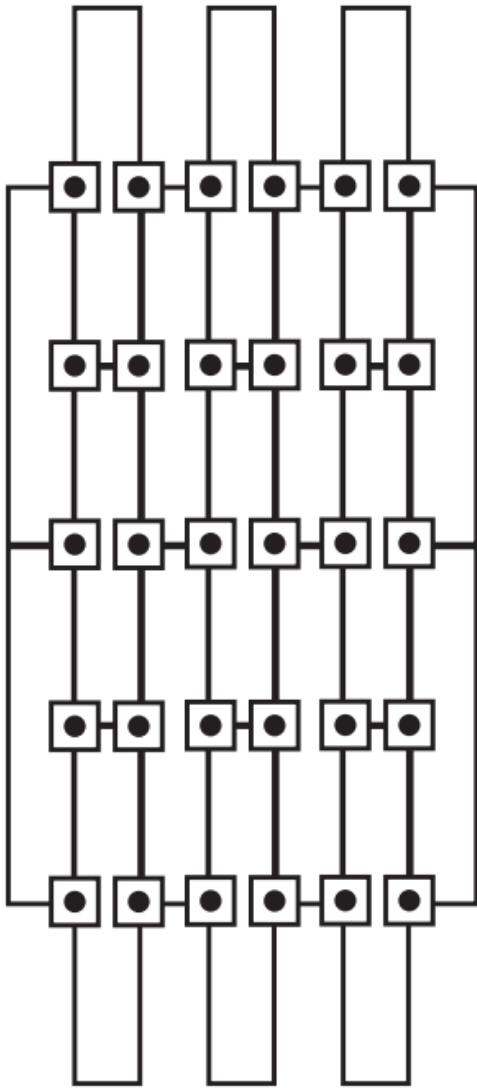
Install Methods – Tile 24×24



Quarter Turn, Monolithic, and Multi-Directional

Lay anchor rows and place a FlexLok+ tab at every joint. Install remaining carpet tiles using a step method, placing FlexLok+ tabs at each joint. Place a FlexLok+ tab at every joint around the perimeter of the room.

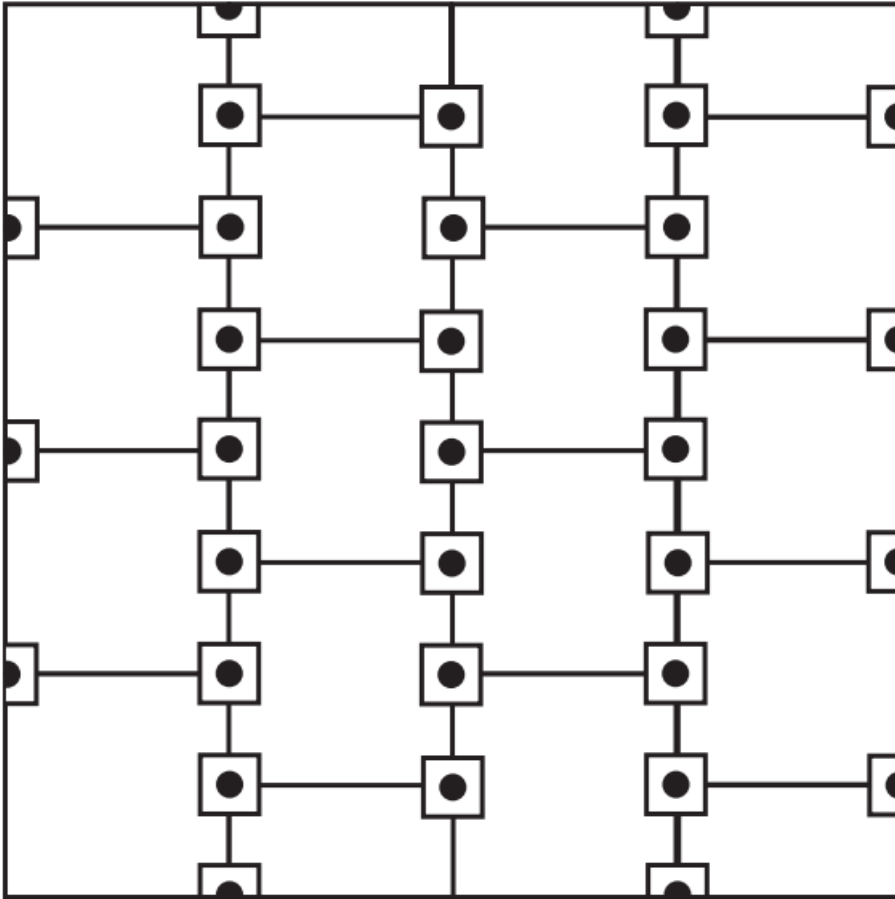
Install Methods – Plank 12×36



All Install Methods

Lay anchor rows and place a FlexLok+ tab at every joint. Install carpet using a step method placing a FlexLok+ tab at every corner.

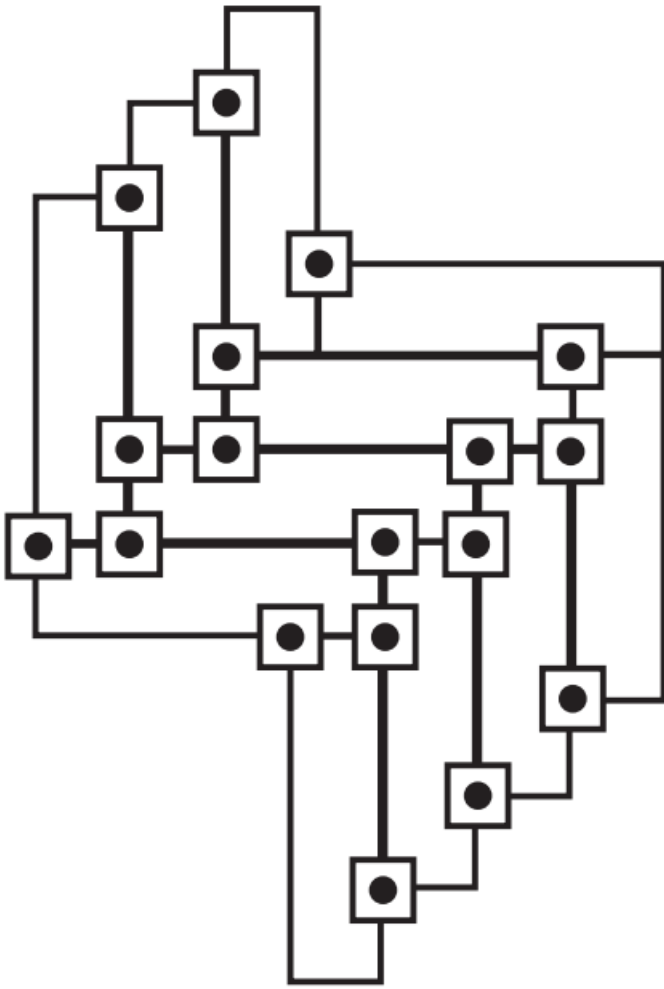
Install Methods – Tile 24×24



Brick and Ashlar

Lay anchor rows and place a FlexLok+ tab at every joint. Install remaining carpet tiles, placing FlexLok+ tabs as illustrated in the diagram. Place a FlexLok+ tab at every joint around the perimeter of the room.

Install Methods – Plank 12×36




All Install Methods

Must be used in middle of length as well as four corners.

NOTE: Included above are recommended methods of installation most frequently used. Additional installation methods may be available based on product selection.

FLEXLOK +

Documents / Resources

	<p>MOHAWK FlexLok Plus Tab System [pdf] User Manual FLXTB-1 08B9C, FlexLok Plus Tab System, FlexLok Plus, Tab System</p>
---	--

References

-  [Home | Mohawk Group](#)

Manuals+.