



# MOFii B08N3XLW2C Wireless Keyboard and Mouse Set Instruction Manual

[Home](#) » [MOFii](#) » MOFii B08N3XLW2C Wireless Keyboard and Mouse Set Instruction Manual 



## Contents

- [1 B08N3XLW2C Wireless Keyboard and Mouse Set](#)
- [2 Package Contents](#)
- [3 Product installing instructions](#)
- [4 Product description wireless keyboard](#)
- [5 Wireless Mouse](#)
- [6 Documents / Resources](#)
  - [6.1 References](#)

## B08N3XLW2C Wireless Keyboard and Mouse Set

Thank you for your support, in order to help you further understand the use of this wireless keyboard and mouse set, Please read this manual carefully before use.

### Package Contents





Wireless Keyboard .....	1PCS
Wireless MOUSE.....	1PCS
Nano RECEIVER.....	1PCS
Instruction Manual .....	1PCS

### Product installing instructions

1. Remove the USB receiver from the bottom of the mouse and plug it into the USB port of your computer .
2. Open the battery cover at the bottom of the mouse, and put an AA (No.5) battery into the battery bin (note that the positive and negative polarity of the battery must be correct).  
The LED light at the bottom of the mouse will light up once and then turn of f, and cover the battery cover .
3. Open the battery cover at the bottom of the keyboard, put two AAA(No.7) battery into the battery bin (note that the positive and negative polarity of the battery must be correct), and close the battery cover .
4. The USB receiver can also be loaded into the receiver slot at the bottom of the mouse when carried out or not in use.

## Product description wireless keyboard



The top row of keys on the keyboard defaults to ESC/1/2..... v when pressed Switch between number keys  
Fn  two keys press at the same time, for the multimedia key and“~” lock key such as (press key , the default pop-up is the number 7, at the same time press Fn +  and then press  pop-up F 7 shortcut function)

## FCC Warnng Statement

Changes or modifications not expressly approved by the party responsible for compliance could void the user s authority to operate the equipment.

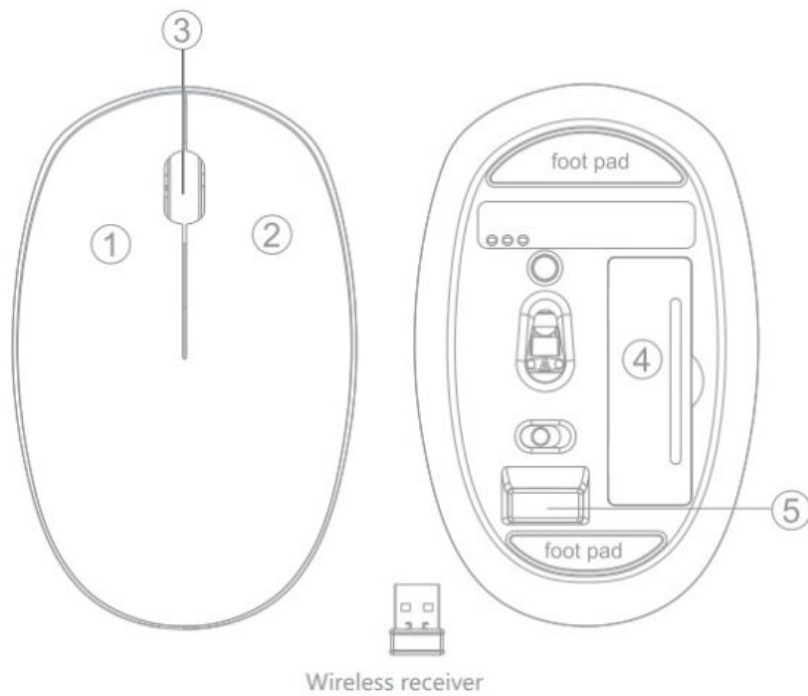
This equipment has been tested and found to comply with the limits for a Class B digital device, pursuant to Part 15 of the FCC Rules. These limits are designed to provide reasonable protection against harmful interference in a residential installation. This

equipment generates uses and can radiate radio frequency energy and, if not installed and used in accordance with the instructions, may cause harmful interference to radio communications. However, there is no guarantee that interference will not occur in a

particular installation. If this equipment does cause harmful interference to radio or television reception, which can be determined by turning the equipment off and on, the user is encouraged to try to correct the interference by one or more of the following measures :

- Reorient or relocate the receiving antenna.
- Increase the separation between the equipment and receiver.
- Connect the equipment into an outlet on a circuit different from that to which the receiver is connected.
- Consult the dealer or an experienced radio/T V technician for help.

## Wireless Mouse




1. left button
2. right button
3. Wheel button
4. battery warehouse
5. receive

**\*\*\*Note:** There is a protective film on the footpad, please tear it off before use

This device complies with part 15 of the FCC rules. Operation is subject to the following two conditions (1) this device may not cause harmful interference, and (2) this device must accept any interference received, including interference that may cause undesired operation.

**MOFii®**

## Documents / Resources



[MOFii B08N3XLW2C Wireless Keyboard and Mouse Set](#) [pdf] Instruction Manual  
 WOX-SMHM8AG, WOXSMHM8AG, smhm8ag, B08N3XLW2C Wireless Keyboard and Mouse Set, B08N3XLW2C, Wireless Keyboard and Mouse Set, Keyboard and Mouse Set, Set, Keyboard, Mouse

## References

- [User Manual](#)

[Manuals+.](#) [Privacy Policy](#)

This website is an independent publication and is neither affiliated with nor endorsed by any of the trademark owners. The "Bluetooth®" word mark and logos are registered trademarks owned by Bluetooth SIG, Inc. The "Wi-Fi®" word mark and logos are registered trademarks owned by the Wi-Fi Alliance. Any use of these marks on this website does not imply any affiliation with or endorsement.