



Moes B097XR41X4 Bluetooth Gateway Smart WiFi Hub Instruction Manual

[Home](#) » [MOES](#) » Moes B097XR41X4 Bluetooth Gateway Smart WiFi Hub Instruction Manual 



Enjoy Our Smart Life



INSTRUCTION MANUAL
Multi-mode Gateway
Zigbee & BLE & Mesh



Made in China



WORKS WITH Google Assistant



WORKS WITH a lexa

Contents

- 1 Product Specifications**
- 2 Packing list**
- 3 Product Description**
- 4 Preparation For Use**
- 5 Add Devices**
- 6 Add Device**
- 7 SERVICE**
- 8 RECYCLING INFORMATION**
- 9 WARRANTY CARD**
- 10 Documents / Resources**
- 11 Related Posts**

Product Specifications

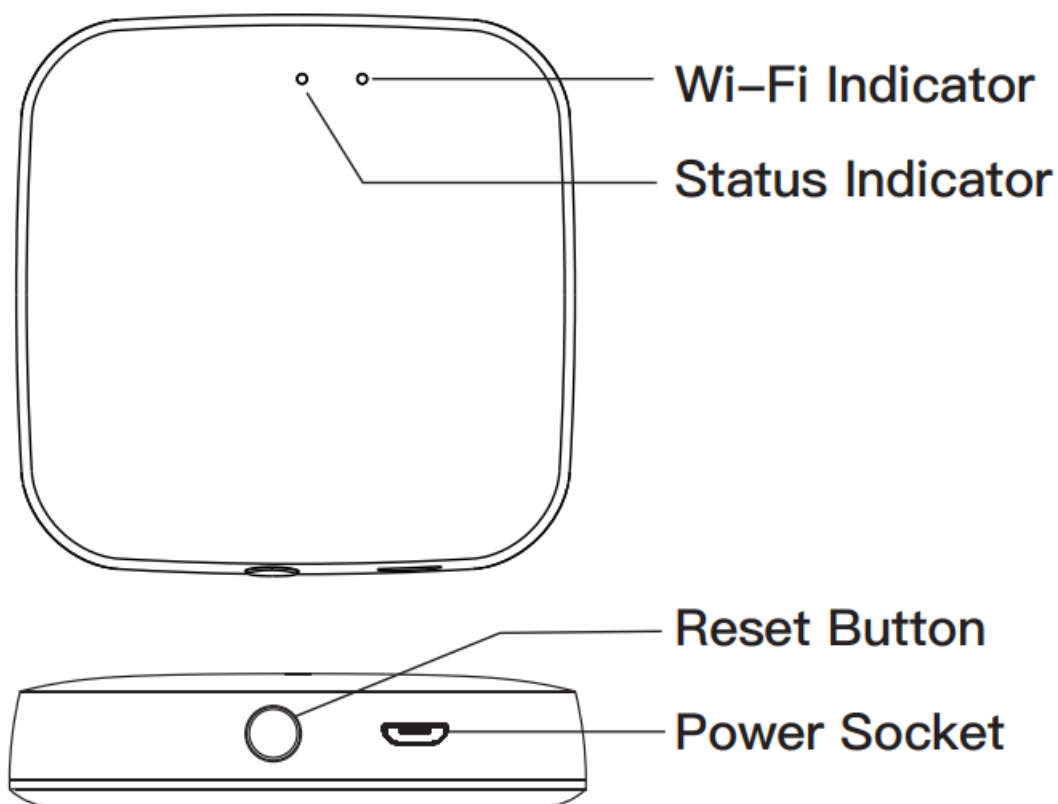
Product name	Multi-mode Gateway
Electrical Parameters	5V 1A
Opearting temperature	—1 0°C-45°C
Operating humidity	5%-90% RH(no condensation)
Wireless Protocol	2.4G Wi-Fi & Zigbee & BLE & Mesh
Product Size	60*60*15 mm
Product Weight	60g

Packing list

- Multi-mode Gateway
- Instruction manual x 1
- Power cable x 1

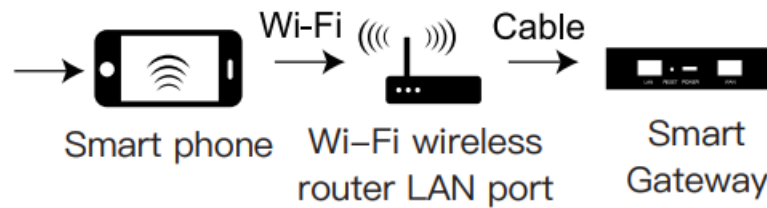
Product Description

The smart gateway is the control center of the ZigBee device. Users can design and implement smart application scenarios by adding ZigBee devices



Preparation For Use

1. Mobile phone is connected to 2.4GHz Wi-Fi



Ensure that the smartphone is within the same Wi-Fi network of the Smart Gateway to ensure an effective the connection between the smartphone and the Smart Gateway

2. Download and open the App

In the App Store, search for the relevant App or scan the QR code on the package/manual to download. If you are downloading the App for the first time, please tap “Register” to register your account. If you already have an account, please click the “Login” button.

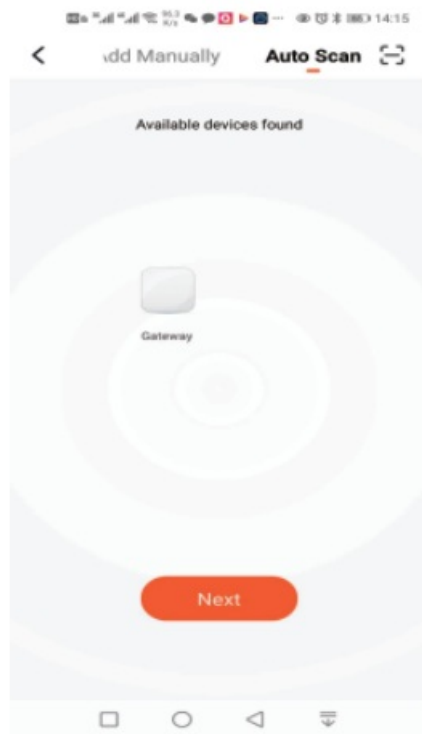


<http://smartapp.tuya.com/smartlife>

Add Devices

- Connect power to gateway. Confirm that the LED indicator (red) blinks. (if the indicator is in a different state, press the reset button until red indicator blinks);
- Make sure the Bluetooth switch of the mobile is on, and mobile is connected to the 2.4 GHz WiFi of the home router, at this point, the mobile phone and gateway are in the same local area network;
- Open the APP, will find gateway automatically, then click“Add”.if don't find gateway, then click the button “+ ” in the upper right corner of the screen, select “Gateway Control” in the left menu bar on the screen, and choose “Multi-mode Gateway”, press the function button until LED indicator blinks, operate according to App directions;

Add Device



- Once the device has been added successfully, you will be able to find the device on the “My Home” page.

Electronic Information Products Toxic And hazardous substance Declaration

Part name	Toxic or harmful substances or elements				
	Lead Pb	Mercury Hg	Cadmium Cd	Hexavalent chromium Cr(VI)	Polybrominated biphenyl PBB
PCB board	0	0	0	0	0
Housing	0	0	0	0	0
Cable	0	0	0	0	0

0: Indicates that the content of this toxic and hazardous substance in all homogeneous materials of this part is below the maximum limit specified in SJ/T1163-2006 Requirements for Concentration Limits for Certain Hazardous Substances in Electronic Information Products;

X: Indicates that the toxic or hazardous substance contained in at least one of the homogeneous materials of the part exceeds the maximum limit specified in the SJ/T11632006 standard



The figures in this label indicate that the product has an environmental protection use period of 10 years under conditions of normal use, and some parts may also have an environmentally friendly use period mark. The environmental protection use period is based on the number

indicated by the mark.

SERVICE

1. During the free warranty period, if the product breaks down during normal use, we will offer free maintenance for the product.
2. Natural disasters/man-made equipment failures, disassembly and repair without the permission of our the company, no warranty card, products beyond the free warranty period, etc., are not within the scope of free warranty
3. Any commitment (oral or written) made by the third party (including the dealer/service provider) to the user beyond the warranty, scope shall be executed by the third party
4. Please keep this warranty card to ensure your rights
5. Our company may update or change the products without notice. Please refer to the official website.

RECYCLING INFORMATION



All products marked with the symbol for separate collection of waste electrical and electronic equipment (WEEE Directive 2012/19 / EU) must be disposed of separately from unsorted municipal waste. To protect your health and the environment, this equipment must be disposed of at designated collection points for electrical and electronic equipment designated by the government or local authorities. Correct disposal and recycling will help prevent potential negative consequences for the environment and human health. To find out where these collection points are and how they work, contact the installer or your local authority.

WARRANTY CARD

Product Information

Product Name _____
Product Type _____
Product Name _____
Purchase date _____
Warranty Period _____
Dealer Information _____
Customer's Name _____
Customer Phone _____
Customer Address _____







Maintenance Records

Failure date	Cause Of Issue	Fault Content	Principal

Thank you for your support and purchase at we Moes, we are always here for your complete satisfaction, just feel free to share your great shopping experience with us.

If you have any other needs, please do not hesitate to contact us first, we will try to meet your demand.

FOLLOW US

@moessmart 	moes 
@moes_smart 	@moes_smart 
@moes_smart 	www.moes.net 



WENZHOU NOVA NEW ENERGY CO., LTD

Address: Power Science and Technology

Innovation Center, NO.238, Wei 11 Road,

Yueqing Economic Development Zone,

Yueqing, Zhejiang, China

Tel: +86-577-57186815

Email: service@moeshouse.com



AMZLAB GmbH

Laubenhof 23, 45326 Essen

Made In China

Documents / Resources



[Moes B097XR41X4 Bluetooth Gateway Smart WiFi Hub](#) [pdf] Instruction Manual
B097XR41X4, Bluetooth Gateway Smart WiFi Hub