



MODULAR LIGHTING INSTRUMENTS TETRIX LED Recessed Spotlight Instructions

[Home](#) » [MODULAR LIGHTING INSTRUMENTS](#) » MODULAR LIGHTING INSTRUMENTS TETRIX LED Recessed Spotlight Instructions 

Contents

- [1 MODULAR LIGHTING INSTRUMENTS TETRIX LED Recessed Spotlight](#)
- [2 INSTALLATION](#)
- [3 DIMENSION](#)
- [4 Documents / Resources](#)
 - [4.1 References](#)
- [5 Related Posts](#)

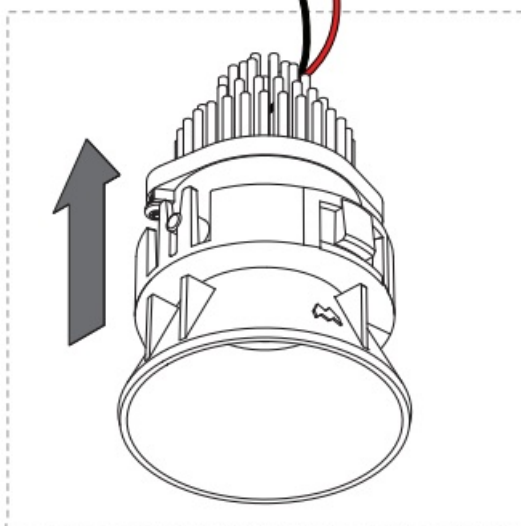
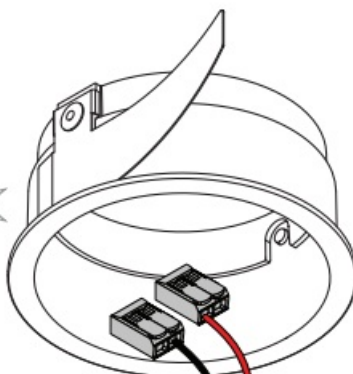

MODULAR

MODULAR LIGHTING INSTRUMENTS TETRIX LED Recessed Spotlight

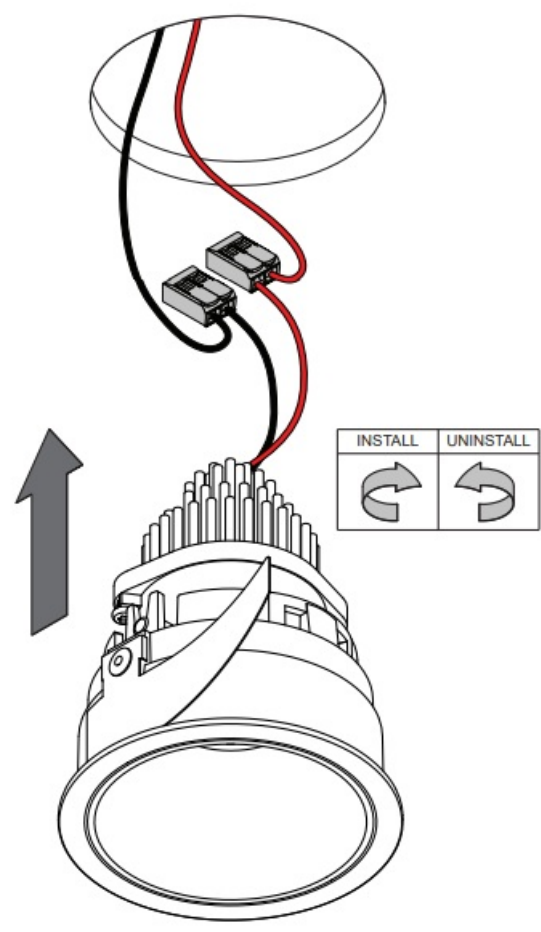
MODULAR-product

INSTALLATION

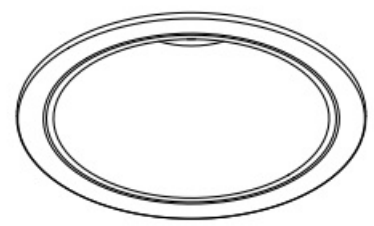
1



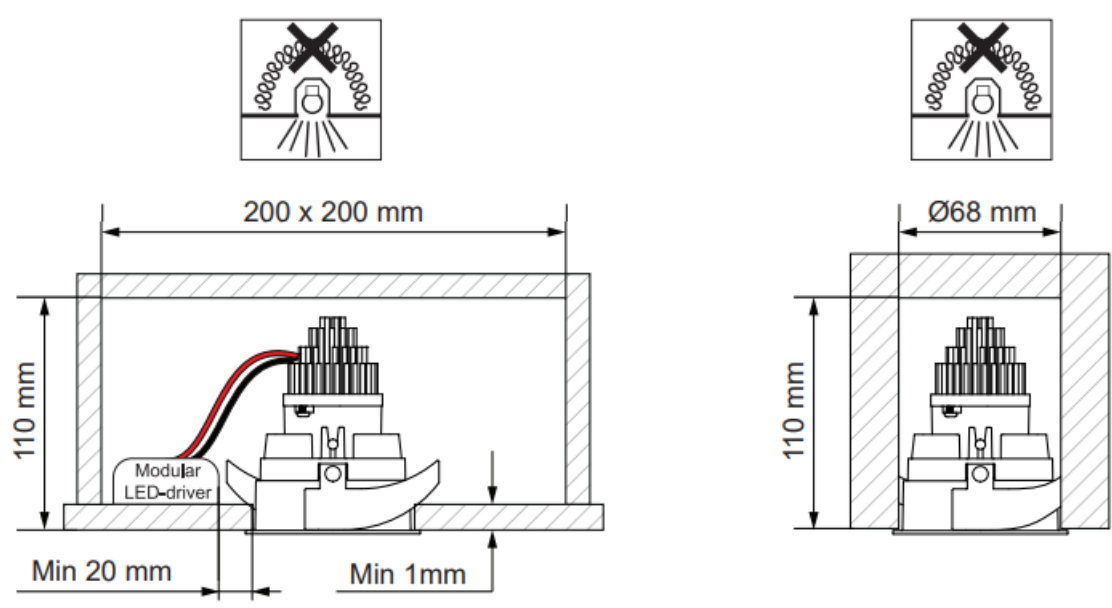
2



3



DIMENSION



LIGHT SOURCE – DO NOT TOUCH LED

Touching the LED can result in permanent damage of the light source. The light source contained in this luminaire shall only be replaced by the manufacturer or his service agent or a similar qualified person.


PREVENTING ELECTROSTATIC DAMAGE

A discharge of static electricity may damage sensitive components. Always be properly grounded when touching leads or circuitry inside the luminaire. Use a wrist strap connected by a ground cord to the housing. Avoid touching the light sources with bare hands.

DRIVERS & ACCESSORIES

For latest version of driver matrix and available accessories check www.supermodular.com or connect with your sales contact.

Documents / Resources

	<p>MODULAR LIGHTING INSTRUMENTS TETRIX LED Recessed Spotlight [pdf] Instructions TETRIX, LED Recessed Spotlight, Recessed Spotlight, LED Spotlight, Spotlight, TETRIX</p>
---	---

References

-  [MLI NA Corporation: Architectural Lighting with Attitude](#)