



MOB MO8193 Laser Pointer in Wooden Box User Manual

[Home](#) » [MOB](#) » MOB MO8193 Laser Pointer in Wooden Box User Manual 

Contents

- [1 MOB MO8193 Laser Pointer in Wooden Box](#)
- [2 Overview](#)
- [3 USE](#)
- [4 Replacing batteries](#)
 - [4.1 Battery warning](#)
- [5 Documents / Resources](#)
 - [5.1 References](#)
- [6 Related Posts](#)

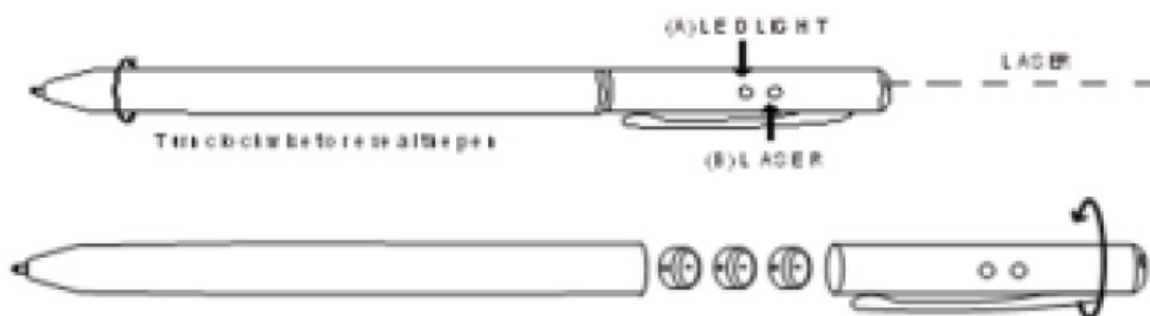


MOB MO8193 Laser Pointer in Wooden Box



Overview

MO8193



Laser/LED Pen (for use at presentations).

Attention:

- The laser beam should not be aimed at any people, because the laser beam can be harmful for the eye.
- Do not look directly at the laser or reflected laser beam.
- If the laser beam is directed at the eye, please close your eyes and move your head out of the laser beam.
- Manipulations/changes to the item are not allowed.

USE

- Front button (A) operates the LED light.
- Back button (B) operated the laser beam.

Replacing batteries

1. Unscrew the top of the pen.
2. Install the 3XAG3 batteries with the negative (-) side facing toward the top of the pen.

3. Screw the top of the pen back on the barrel.

Battery warning

Important Battery information:

- Use only batteries recommended in this instruction manual.
- Be careful to install the batteries with the correct polarity, as indicated.
- Do not mix old and new batteries.
- Remove all batteries when replacing them.
- Do not mix alkaline, standard, rechargeable or different types of batteries.
- Non-rechargeable batteries are not to be recharged.
- Rechargeable batteries are to be removed from the unit before being charged.
- Only batteries of the same or equivalent type as recommended are to be used.
- The supply terminals are not to be short-circuited.
- Remove exhausted batteries.
- Avoid direct exposure to the eyes.
- **CAUTION:** Do not dispose of batteries in a fire. The battery may explode or leak.
- Discard used batteries properly.
- Cell button batteries used in this product are mercury-free.
- The batteries required to operate this unit are 3xAG3.

KEEP THE PRODUCT OUT OF REACH OF CHILDREN

CAUTION:

USE OF CONTROLS OR ADJUSTMENTS OR PERFORMANCE OF PROCEDURES NOT SPECIFIED HEREIN MAY RESULT IN HAZARDOUS RADIATION EXPOSURE.

Attention!

If other instruction manuals or other documented procedures are used for this item it can cause harmful radiation exposure.

Hereby, MOB, declares that item MO8193 is in Compliance with the essential requirements and other relevant conditions of Directive 2014/30/EU. The full text of the EU declaration of conformity is available at the following internet address:

www.momanual.com


MOB, PO BOX 644, 6710 BP (NL).







PO: 41-XXXX
Made in China.

Documents / Resources

USER MANUAL



For this MO8193, documents that are in PDF format, is not listed here as a table. The manual is only for the MO8193, MO8193 Laser Pointer, Laser Pointer in Wooden Box, MO8193, MO8193 Laser Pointer, Laser Pointer in Wooden Box, Laser Pointer, Wooden Box Laser Pointer.

[MOB MO8193 Laser Pointer in Wooden Box](#) [pdf] User Manual

MO8193 Laser Pointer in Wooden Box, MO8193, MO8193 Laser Pointer, Laser Pointer in Wooden Box, Laser Pointer, Wooden Box Laser Pointer

References

-  Export
-  Export

Manuals+,