


Smart WIFI Device

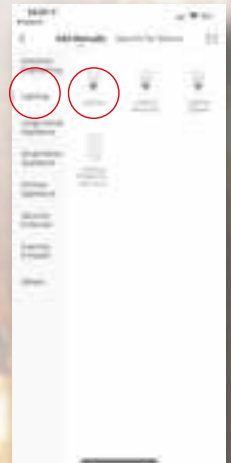
Instructions for pairing with Smart Life/Tuya app

Please note that you need to pair each device **one at a time**. Please ensure that your WIFI connection is on **2.4 GHz**

1 Download and register an account on the Smart Life or Tuya App. Then select "+".




2 Select "Lighting" under the "Lighting".



3 Check that the light is flashing rapidly. If not turn the bulb OFF/ON 3 times.



4 Enter your WIFI credentials to connect to your home network. Please ensure that the WIFI network is **2.4 GHz**. Please contact us if you need assistance.



5 Now wait until the bulb is discovered.



6 Once the bulb is discovered, rename it and Select "Done".



For further information, please contact us and we'll be happy to assist you.