

Contents [[hide](#)]

- [1 MISIRUN c16, c17 Smart Watch](#)
- [2 Download the APP](#)
- [3 Charging and activation](#)
- [4 Pairing](#)
- [5 CONTACT](#)
- [6 FAQ](#)
- [7 Documents / Resources](#)
 - [7.1 References](#)

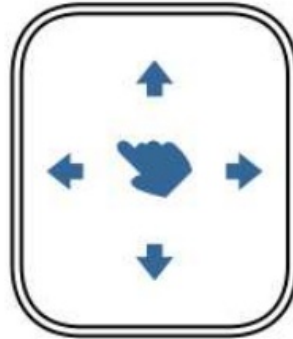
MISIRUN

MISIRUN c16, c17 Smart Watch



Download the APP

Scan the following QR code, download and install the APP.

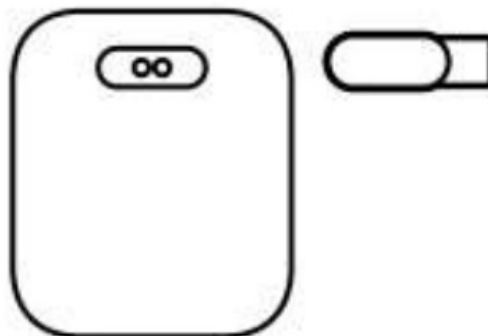


In the dial interface:

1. Sliding right will enter to main menu
2. Sliding left will enter to main function interface
3. Sliding down will enter to setting interface
4. Sliding up will enter to message interface

Charging and activation

- It can be activated by charging before using the watch for the first time.
- Use the attached magnetic charging cable to attract the metal pin on the back of the watch, and connect the other end of the charging cable to the 5V1A USB charging head or a computer USB port.



Pairing



1. In the dial interface, sliding down to enter Settings, to check the MAC address of the watch, you can determine your device by the MAC address in the device list.
2. After successfully bound, each time you open the APP, the watch will automatically connect with the mobile phone, and the data can be synchronized by pulling down on the data page.

CONTACT

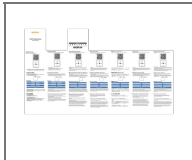


- misirunofficial.com
- help@misirunofficial.com

FAQ

- **Why can't I wear a watch when taking a hot shower?**
 - The temperature during the shower is relatively high, and a lot of water vapor will be generated.
- **Why can't the watch receive a push message?**
 - Confirm to turn on the pushing allowance in the APP.
 - Confirm the notification can be shown on your phone; the watch message is pushed by obtaining the message on your phone. If there is no message shown on your phone, the watch will not receive the push either.



Documents / Resources



[MISIRUN c16, c17 Smart Watch \[pdf\]](#) User Manual
c16, c17, c16 c17 Smart Watch, c16 c17, Smart Watch, Watch

References

- [User Manual](#)

 C16, c16 c17, c16 c17 Smart Watch, C17, MISIRUN, Smart Watch,
 MISIRUN watch

Leave a comment

Your email address will not be published. Required fields are marked *

Comment *

Name

Email

Website

☐ Save my name, email, and website in this browser for the next time I comment.

Post Comment

Search:

e.g. whirlpool wrf535swhz

Search

[Manuals+](#) | [Upload](#) | [Deep Search](#) | [Privacy Policy](#) | [@manuals.plus](#) | [YouTube](#)

This website is an independent publication and is neither affiliated with nor endorsed by any of the trademark owners. The "Bluetooth®" word mark and logos are registered trademarks owned by Bluetooth SIG, Inc. The "Wi-Fi®" word mark and logos are registered trademarks owned by the Wi-Fi Alliance. Any use of these marks on this website does not imply any affiliation with or endorsement.