




## Mircom UDACT-300A Digital Alarm Communicator or Dialer Module Owner's Manual

[Home](#) » [Mircom](#) » Mircom UDACT-300A Digital Alarm Communicator or Dialer Module Owner's Manual 

### Mircom UDACT-300A Digital Alarm Communicator or Dialer Module



## Contents

- [1 Description](#)
- [2 Features](#)
- [3 CFG-300 Configuration Tool](#)
- [4 Current Consumption](#)
- [5 UDACT-300A Connection Diagram](#)
- [6 UDACT-300A Wiring Diagram](#)
- [7 Ordering Information](#)
- [8 Customer Support](#)
- [9 Documents / Resources](#)
  - [9.1 References](#)
- [10 Related Posts](#)

## Description

The UDACT-300A Digital Alarm Communicator Transmitter/ Dialer Module allows Mircom's FA-1000, FX-2000 or FleX-Net Series Fire Alarm Control Panels to transmit Alarm, Supervisory and Trouble information on two telephone lines to a monitoring facility.

The UDACT-300A is powered by the host fire alarm control panel and communicates with the fire alarm control panel via an RS-485 data link. The Digital Communicator can be programmed for dual line operation and uses the Security Industry Association (SIA) and Ademco Contact ID reporting protocols.

The UDACT-300A can be configured locally via the on-board keypad and the CFG-300 Configuration Tool or with a UIMA programming tool and a computer with an available serial or USB port. In addition the UDACT-300A can be remotely configured using a personal computer with a modem.

The UDACT-300A can be configured for either DACT or UDACT operation. In DACT mode the Digital Communicator reports common alarm, trouble and supervisory information. In UDACT mode the Digital Communicator reports point specific information. In addition the UDACT-300A is equipped with the ZDACT feature that allows for input circuits on the FX-2000 or FleX-Net panel to be grouped into software zones for the purpose of reporting to a central monitoring station.

## Features

- Communicates with Mircom's FA-1000, FX-2000 or FleXNet Series fire alarm control panels via an RS-485 data link
- Programmed to use the Ademco Contact ID and SIA-DCS reporting protocols
- Can be configured for DACT or UDACT mode of operation
- DACT mode transmits a common Alarm, Supervisory, Waterflow and Trouble information
- UDACT mode transmits point-specific Alarm, Supervisory, Waterflow, and Trouble information
- ZDACT feature allows for input circuits on the FX-2000 or FleX-Net panel to be grouped into software zones so that the UDACT-300A will report any individual event as a group event
- Reports either the circuit number or the combination of loop number and address when used with the FX-2000 or FleX-Net Series
- Event number offset for output circuit numbers provides the ability for each circuit on an FX-2000 or FleX-Net Series panel to have a unique circuit number transmitted to the monitoring station
- Override feature allows for the device type to be changed from the standard input type on the FX-2000 or FleX-Net Series panel to a pre-defined input type that is sent to the monitoring station
- UDACT-300A has the ability of disconnecting the incoming and outgoing calls and capturing the line for transmission to the Digital Alarm Communicator Receiver (DACR)

- Onsite or remote programming
- Onsite configurable with the on-board keypad and the CFG300 Configuration Tool or using the UIMA Programming Tool and a computer with an available serial or USB port
- Remotely configurable via a Personal Computer with a modem (Configuration is passcode protected)
- Provides telephone line monitoring and reports status via LED indication on-board
- Provides event logs of 500 entries each to save events from local dialer or remote fire alarm panel
- Logs can be reviewed locally with the CFG-300 Configuration Tool or remotely via modem
- Continuously supervises the status of each of two connected telephone lines at approximately one minute intervals
- Mounts in a dedicated location in the FA-1000, FX-2000 or FleX-Net Series main chassis

**NOT TO BE USED FOR INSTALLATION PURPOSES.**

THIS INFORMATION IS FOR MARKETING PURPOSES ONLY AND NOT INTENDED TO DESCRIBE THE PRODUCTS TECHNICALLY.

**CFG-300 Configuration Tool**

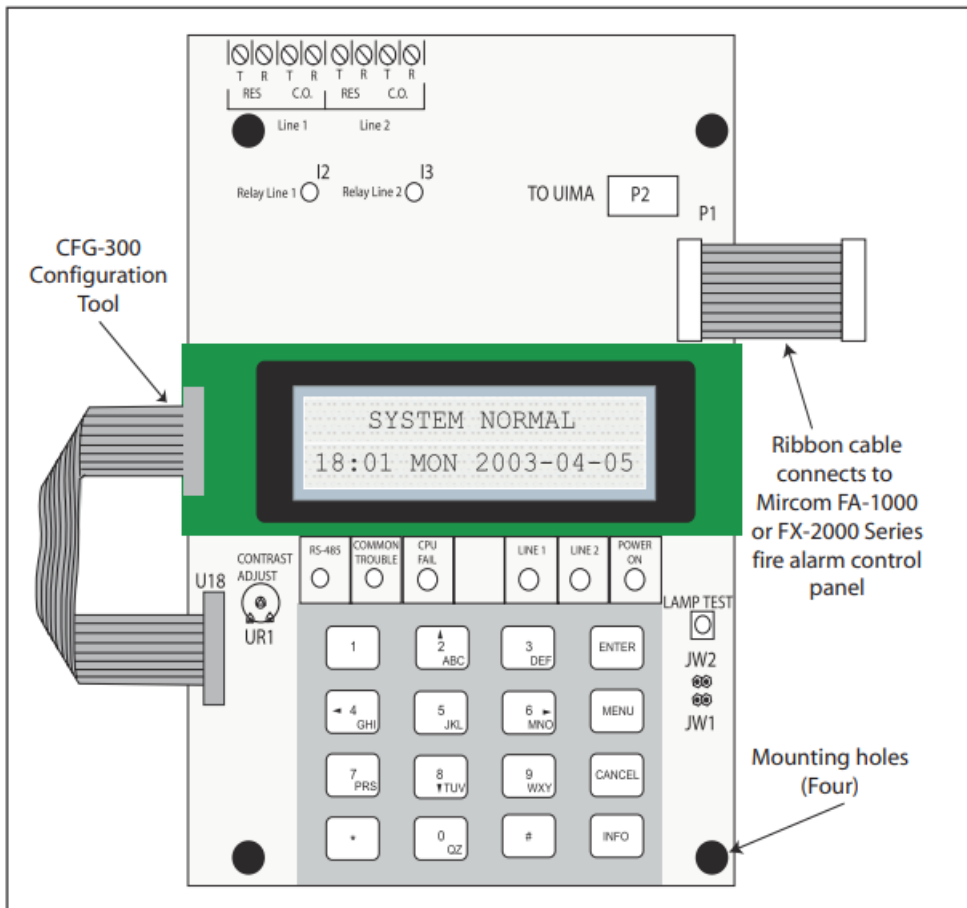
The CFG-300 Configuration Tool is required for onsite programming of the UDACT-300A. The CFG-300 plugs into the UDACT-300A to provide a two line by 20 character LCD display. The CFG-300 tool is used for configuration purposes only and not for normal operation.



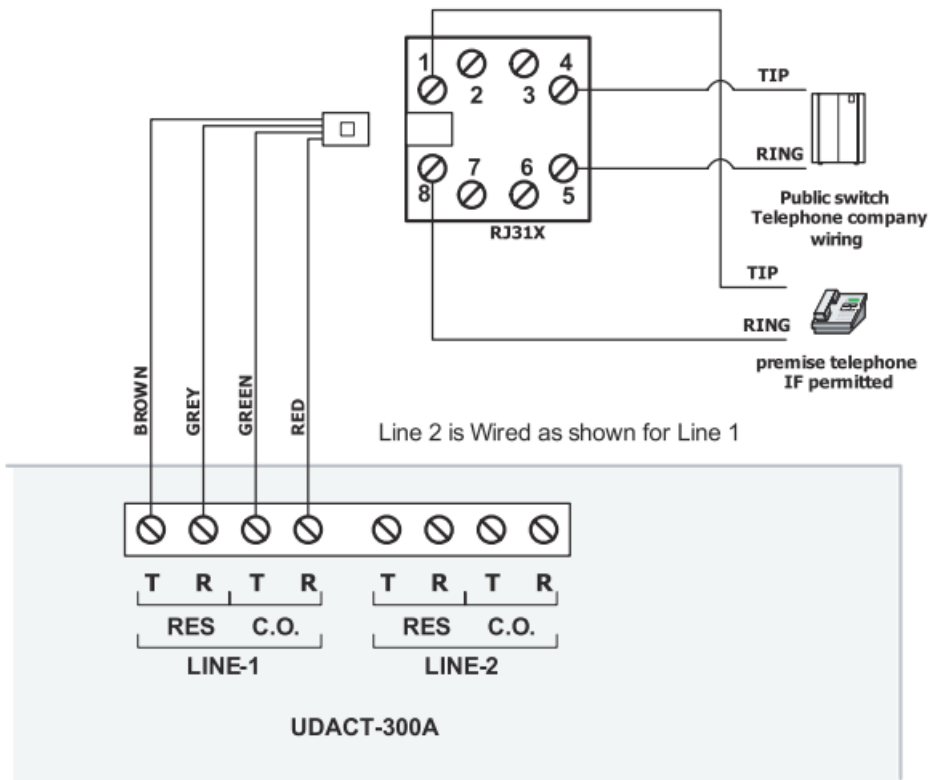
**Current Consumption**

Standby	40 mA
Alarm	60 mA

**UDACT-300A Connection Diagram**



## UDACT-300A Wiring Diagram



## Ordering Information

Model	Description
UDACT-300A	Universal Digital Alarm Communicator Transmitter
CFG-300	Configuration Tool
UIMA	Universal Programming Tool

**THIS INFORMATION IS FOR MARKETING PURPOSES ONLY AND NOT INTENDED TO DESCRIBE THE PRODUCTS TECHNICALLY.**



**Intertek**

For complete and accurate technical information relating to performance, installation, testing and certification, refer to technical literature. This document contains intellectual property of Mircom. The information is subject to change by Mircom without notice. Mircom does not represent or warrant correctness or completeness.



S7010



S7010



7165-1477:111

**MEA**  
approved

313-97-E

CATALOG NUMBER [5345](#)

## Customer Support

### Canada

25 Interchange Way  
Vaughan, Ontario L4K 5W3  
**Telephone:** (905) 660-4655  
**Fax:** (905) 660-4113  
[www.mircom.com](http://www.mircom.com)

### U.S.A.

4575 Witmer Industrial Estates  
Niagara Falls, NY 14305  
**Toll Free:** (888) 660-4655  
**Fax Toll Free:** (888) 660-4113



## Documents / Resources



[Mircom UDACT-300A Digital Alarm Communicator or Dialer Module](#) [pdf] Owner's Manual UDACT-300A, Digital Alarm Communicator or Dialer Module, UDACT-300A Digital Alarm Communicator or Dialer Module, Alarm Communicator or Dialer Module, Communicator or Dialer Module, Dialer Module, Module

## References

- [🔥 Fire Alarm Resources | Download fire alarm documents](#)
- [🏢 Mircom - Smart Buildings. Smarter Solutions.](#)