



Mircom SIS-204 Speaker Isolator Module Owner's Manual


[Home](#) » [Mircom](#) » Mircom SIS-204 Speaker Isolator Module Owner's Manual 

Contents

- [1 Mircom SIS-204 Speaker Isolator Module](#)
- [2 Description](#)
- [3 Features](#)
- [4 Installation Instructions](#)
- [5 Electrical Specifications](#)
- [6 Typical Wiring Diagrams](#)
- [7 Ordering Information](#)
- [8 Documents / Resources](#)
 - [8.1 References](#)
- [9 Related Posts](#)



Mircom SIS-204 Speaker Isolator Module



SPEAKER ISOLATOR MODULE SIS-204

Description

Mircom's SIS-204 Speaker Isolator Module is designed for installations where disconnection of, or damage to an in-suite speaker will not interfere with the ability of speakers in other dwelling units, public corridors or suites to sound on an alarm. The SIS-204 works in conjunction with the QX-5000 Zoned Audio System and comes equipped with trouble LEDs. The LEDs are only operable when the isolator is used in a supervised connection. The SIS-204 Speaker Isolator Module can be connected in a supervised or non-supervised configuration. In a supervised configuration, the SIS-204 provides two supervised outputs. Under this scenario, if the in-suite speaker has an open circuit, the fire or audio control panel will indicate a zone trouble and the isolator LED will flash to indicate which isolator has the fault. The trouble LEDs flash to indicate a positive or negative fault on the isolator. When the left amber trouble LED flashes, it indicates an open on the positive side and consequently, when the right amber LED flashes, it indicates an open on the negative side. In a non-supervised configuration, the SIS-204 provides four non-supervised outputs. Under this scenario, if a short or open circuit occurs, the isolator disconnects the speaker from the circuit but it does not indicate a trouble on the fire or audio control panel. In this configuration, an open circuit in the suite does not indicate a trouble on the control panel.

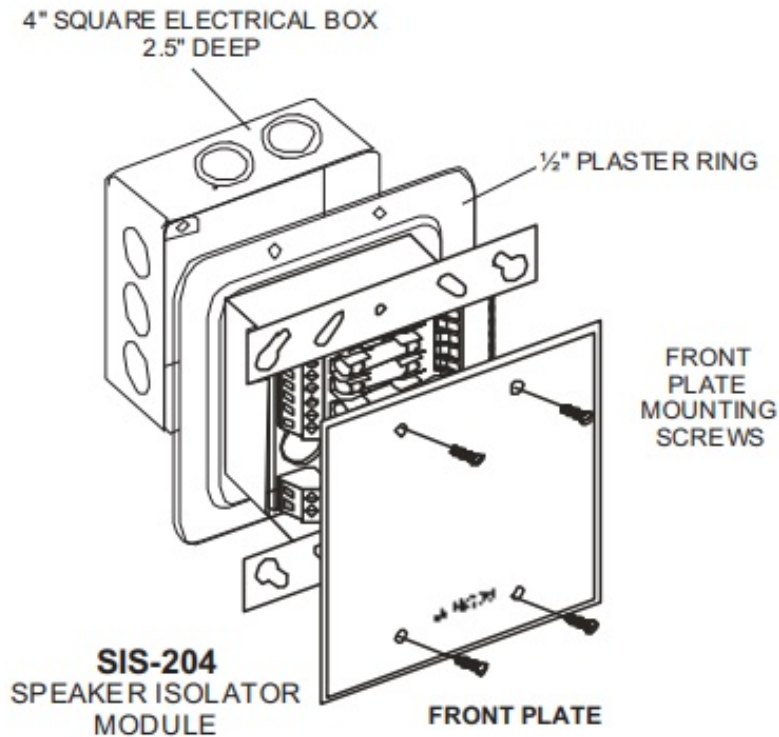
Features

- Designed for installations where disconnection of, or damage to an in-suite speaker will not interfere with the ability of speakers in other dwelling units, public corridors or suites to sound on an alarm
- Operates in conjunction with the QX-5000 Emergency Zoned Audio System to provide 2 supervised isolator outputs or 4 non-supervised outputs
- Include two isolator trouble LEDs (operable when the isolator is used in a supervised configuration)
- Mount in a 4" square electrical box

Installation Instructions

Mounting of the SIS-204 Speaker Isolator Module

Mounting of the SIS-204 Speaker Isolator Module



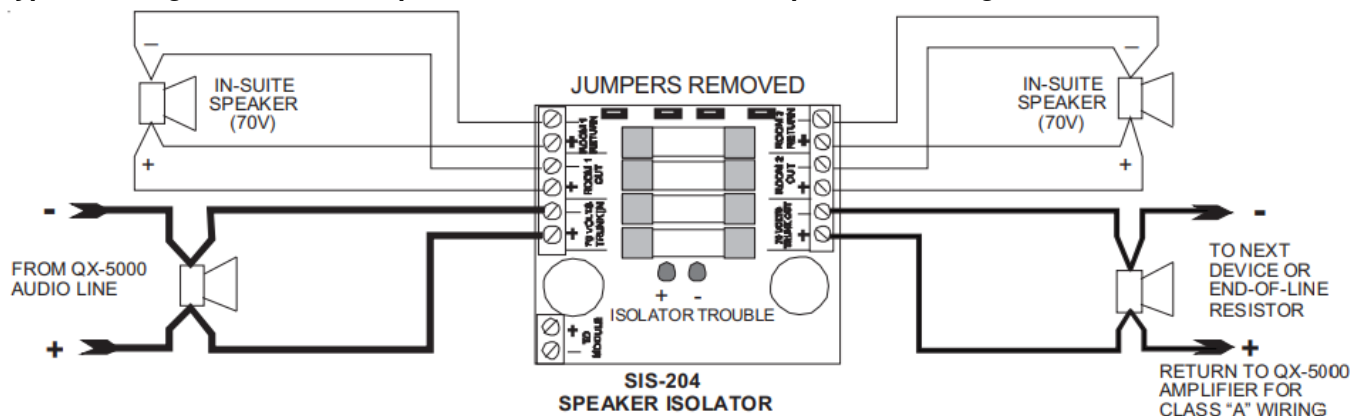
Electrical Specifications

- **Rating:** For 70V speaker lines
- **In-Suite Speaker Load:** 6 watts max.
- **Max. Number of Isolators on a speaker line:** 15 with specified Littelfuse type 312 fuse
- **Fuse:** Littelfuse 0.1A, 250V Slow Blow #312.100
- **Standby:** 0.0 A
- **Open circuit on (+) or (-) side:** 200uA
- **Open circuit on both sides:** 100uA

Note: The SIS-204 is used with Mircom's 4" 70 Volt Speakers (Standard or Smart Silenceable Speakers).

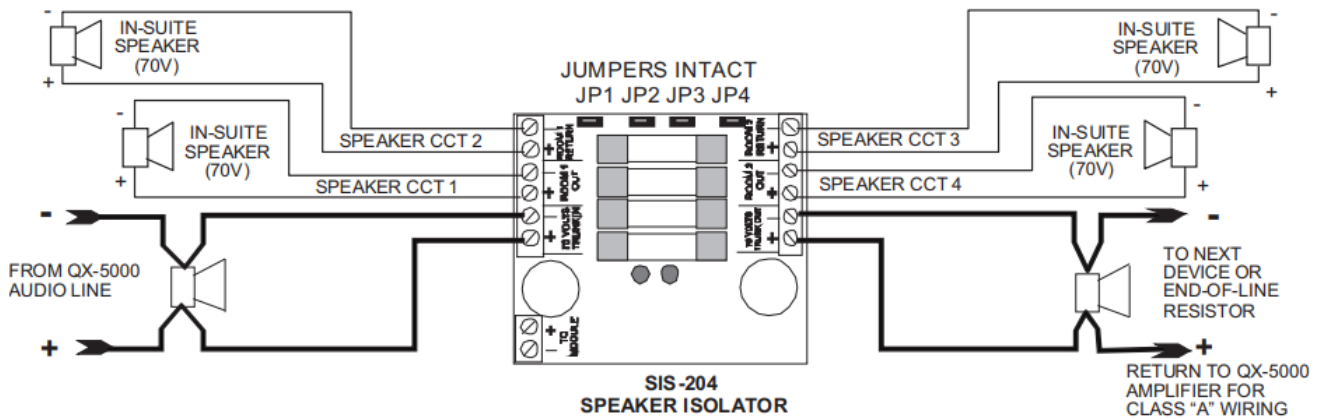
Typical Wiring Diagrams

Typical Wiring of the SIS-204 Speaker Isolator Module in a Supervised Configuration



THE (+) LED WILL BLINK FOR AN OPEN ON THE POSITIVE SIDE OF THE IN-SUITE SPEAKER, SIMILARLY, THE (-) LED BLINKS FOR AN OPEN CIRCUIT ON THE NEGATIVE SIDE OF THE IN-SUITE SPEAKER.

Typical Wiring of the SIS-204 Speaker Isolator Module in a Non-Supervised Configuration



Note: Mircom does not recommend the installation of unsupervised signal circuits. Mircom recommends that occupants follow proper measures for fire procedures for their premises.

Mircom recommends that all suite isolators should be mounted outside of the suite they are protecting.

Ordering Information

Model

SIS-204

Description

Speaker Isolator Module

NOT TO BE USED FOR INSTALLATION PURPOSES.

Canada

25 Interchange Way
Vaughan, Ontario L4K 5W3
Telephone: (905) 660-4655
Fax: (905) 660-4113

U.S.A.

4575 Witmer Industrial Estates
Niagara Falls, NY 14305
Toll Free: (888) 660-4655
Fax Toll Free: (888) 660-4113
Web page: <http://www.mircom.com>
Email: mail@mircom.com


ISO 9001:2008
REGISTERED



firealarmresources.com



Documents / Resources

	<p>Mircom SIS-204 Speaker Isolator Module [pdf] Owner's Manual</p> <p>SIS-204, Speaker Isolator Module, SIS-204 Speaker Isolator Module, Isolator Module, Module</p>
--	---

References

- 🔥 [Fire Alarm Resources | Download fire alarm documents](#)
- 🏢 [Mircom - Smart Buildings. Smarter Solutions.](#)