



Mircom FA-300-6DDR-CG Marine Fire Alarm Control Unit Owner's Manual

[Home](#) » [Mircom](#) » Mircom FA-300-6DDR-CG Marine Fire Alarm Control Unit Owner's Manual 

Contents

- [1 Mircom FA-300-6DDR-CG Marine Fire Alarm Control Unit](#)
- [2 Description](#)
- [3 Features](#)
- [4 Adder Modules](#)
- [5 Specifications](#)
- [6 Remote Annunciators](#)
- [7 Ordering Information](#)
- [8 Documents / Resources](#)
 - [8.1 References](#)
- [9 Related Posts](#)



Mircom FA-300-6DDR-CG Marine Fire Alarm Control Unit



Description


The FA-300-6DDR-CG is a six zone conventional fire alarm control unit that is approved by the United States Coast Guard for indoor marine applications. The FA-300-6DDR-CG is equipped with six Class "B" (Style "B") initiating circuits and two Class "B" (Style "Y") notification circuits rated @ 1.7 Amps maximum. Optional Class A converter modules are available for both the initiating and notification appliance circuits. The control unit features a 40 character back-lit LCD display, numerical keypad, integrated UDACT/Digital Communicator and brackets to secure the internal batteries. The FA-300-6DDR-CG is configurable by the keypad for onsite programming or by a PC for both onsite and remote programming. The control unit is easy to install and simple to operate and configure, enabling the installer to configure the system to meet their specific requirements. The FA-300-6DDR-CG is also equipped with a 5 Amp power supply, 4-wire resettable smoke power supply (300mA max.), an interface for a Remote Trouble Indicator (RTI) and an RS-485 interface for remote LCD or LED annunciators and Remote Smart Relay modules. It comes complete with a red door, black enclosure, durable CAT-30 lock and key and space to mount up to 12 AH batteries. An optional trim ring is available for semi-flush mounting.

Features


- Six Class "B" (Style "B") initiating circuits and two Class "B" (Style "B") notification appliance circuits which may be configured as Class "A" (Style "D") using Class "A" converter modules
- Integrated UDACT/Digital Communicator
- Equipped with 2 line by 20 character back-lit LCD display and numerical keypad
- Front panel and PC programmable
- Remote upload/download capabilities

- Initiating circuits may be configured as Alarm, Verified Alarm, Waterflow Alarm, Sprinkler Alarm, Latching or Non-Latching Supervisory, Monitor and Trouble-Only
- Audible signals may be configured for Steady, Temporal Code, California Code and March Time
- Indicating Circuits may be configured as Silenceable or Non-Silenceable for both signals and strobes
- Built-in sync protocols for the following strobe manufacturers: Mircom, Amseco, System Sensor, Gentex, Faraday and Wheelock
- relay contacts for Common Alarm, Auxiliary/Alarm (Disconnectable), Common Supervisory and Common Trouble
- Configurable Signal Silence Inhibit, Auto Signal Silence and One-Man Walk Test
- Subsequent Alarm, Supervisory, and Trouble operation
- RS-485 Interface for Remote LED Annunciators, LCD Annunciators and Remote Smart Relay Modules
- Interface for a Remote Trouble Indicator (RTI)
- 5 Amp Power Supply
- Optional modules for additional internal relay circuits and City Tie/Polarity Reversal
- Optional trim ring for semi-flush mounting


Adder Modules



ICAC-306 Six Initiating Circuit Class "A" Converter Module The ICAC-306 converts the six Class "B" (Style "B" initiating circuits on the FA-300-6DDR-CG main board to Class "A" (Style "D") circuits. The ICAC-306 is equipped with wire leads to connect to the main board.




OCAC-302 Two Indicating Circuit Class "A" Converter Module The OCAC-302 converts the two Class "B" (Style "Y") notification appliance circuits on the FA-300-6DDR-CG main board to Class "A" (Style "Z") circuits. The OCAC-302 is equipped with wire leads to connect to the main board.



PR-300 Polarity Reversal/City Tie Module

The PR-300 provides outputs for city box and polarity reversal applications. As a city tie module the PR-300 provides an interface between the control panel indicating circuits and a master box. It provides off-premises signal transmission for systems that must comply with NFPA requirements for Auxiliary Protective Systems. As a polarity reversal module the PR-300 provides an interface between the control panel and a reverse polarity receiver. It provides off-premises signal transmission for systems that must comply with NFPA requirements.



RM-306/RM-312 Relay Circuit Adder Modules

The RM-306 provides six configurable relay circuits, rated @ 28 VDC, 1 amp (resistive). The RM-312 provides twelve Form C configurable relay circuits, rated @ 28 VDC, 1 amp (resistive). On both models each circuit can be configured as a Normally Open (N.O.) or Normally Closed (N.C.) contact. Each relay is equipped with an LED that is lit when the relay is energized. The relays can be configured as relay per zone (1 to 1), Common on Alarm, Common on Supervisory or programmable for logical or adjacent zone configuration. An adjacent zone configuration will turn on adjacent zone when configured zone is active. A chaining configuration allows for multiple relays to turn on.

Specifications

AC Input	
120VAC @ 60Hz / 240VAC @ 50Hz	
Standby Power	
24VDC standby batteries	
Charging Capability	
4 to 12 AH	
Current Consumption	
Standby	Alarm
142 mA	312 mA
Dimensions	
FA-300-6DDR-CG	20"H x 14.5"W x 4.5"D
FA-300TRB	22.5"H x 17"W
Indicating Circuits	
Power limited / 24VDC unfiltered / 1.7A @ 49°C per circuit. Maximum 5 Amps.	
Aux supply (non resetable)	
Power limited / 22.3VDC regulated / 500mA max	
4-wire smoke supply (resetable)	
Power limited/22.3VDC regulated / 300mA max	
Unfiltered supply (full wave rectified)	
Power limited / 24VDC unfiltered / 1.7A max at 49°C	
Auxiliary Relays (Common alarm/supv/trb/ and auxiliary second alarm)	
FormC / 28VDC / 1A max.	

Remote Annunciators



RAM-300LCDR Remote LCD Annunciator

The RAM-300LCDR provides LCD remote annunciation through a 2 line by 20 character LCD display. The RAM-300LCDR provides control switches for System Reset, Signal Silence, Fire Drill and Acknowledge as well as a numeric keypad to access the menu functions. The common control functions can be disabled on a per function basis. The RAM-300LCDR has LED indicators for A.C. On, Alarm, Supervisory, Trouble and CPU Fail. The RAM-300LCDR comes complete with a red enclosure and a CAT-30 Lock and key.




SRM-312R Smart Relay Module

The SRM-312 provides twelve configurable relay circuits, rated @ 28 VDC, 1 amp (resistive). Each circuit can be configured as a Normally Open (N.O.) or Normally Closed (N.C.) contact. Each relay is equipped with an LED that is lit when the relay is energized. The relays can be configured as relay per zone (1 to 1), Common on Alarm, Common on Supervisory or programmable for a logical or adjacent zone configuration. An adjacent zone configuration will turn on an adjacent zone when the configured zone is active. A chaining configuration allows for multiple relays to turn on. The SRM-312 is DIP switch configurable and connects to the RS-485 bus. The SRM-312R come complete with a red enclosure and a CAT-30 lock and key.




RAM-208R/RAM-216R Remote LED Annunciators The RAM-208R and RAM-216R provide 8 or 16 points respectively of LED annunciation. Both models feature bi-coloured LEDs which are auto-configurable for either Alarm (red) or Supervisory (amber). The LED annunciators have indicators for A.C. On, Common Trouble and Signal Silence and control switches for System Reset, Signal Silence, Lamp Test and Buzzer Silence. The RAM-208R and RAM-216R are equipped with a keyswitch which allows for enabling and disabling of the Common Control functions. Both models are available in a red finish and mount in a 4-gang electrical box.



RAM-1016TZDS Remote LED Annunciator

The RAM-1016TZDS Remote LED Annunciator provides sixteen points of LED annunciation. The RAM-1016TZDS comes standard with bi-coloured LEDs which are automatically configured for either Alarm (Red) or Supervisory (Amber) as well individual trouble LEDs. The RAM-1016TZDS has indicators for A.C. On, Common Trouble and Signal Silence and controls for System Reset, Lamp Test, Fire Drill, Buzzer Silence and Signal Silence. In addition it allows for the control switches to be disabled on a per function basis. The RAM-1016TZDS mount in a BB-1001(R) enclosure.

**RTI-1 Remote Trouble Indicator**

Mircom's Remote Trouble Indicator provides remote annunciation of fire alarm troubles. The RTI-1 mounts onto a standard single gang electrical box.

Ordering Information

Model	Description
Control Unit	
FA-300-6DDR-CG	Six Zone LCD Display Marine Fire Alarm Control Unit with built-in UDACT/Digital Communicator
Adder Modules	
ICAC-306	Six Initiating Circuit Class "A" Converter Module
OCAC-302	Two Indicating Circuit Class "A" Converter Module
RM-306	Six Relay Circuit Adder Module
RM-312	Twelve Relay Circuit Adder Module
PR-300	Polarity Reversal/City Tie Module
Remote Annunciators and Modules	
RAM-300LCDR	Remote LCD Annunciator with a Red enclosure
RAM-208R	Eight zone Remote LED Annunciator
RAM-216R	Sixteen zone Remote LED Annunciator
RAM-1016TZDS	Sixteen zone Remote LED Annunciator with individual Trouble LEDs
SRM-312R	Remote Relay Module with red enclosure
RTI-1	Remote Trouble Indicator
BB-1001R	Red enclosure for RAM-1016TZDS
Accessories	
FA-300TRB	Black Semi-Flush Trim Ring for FA-300-6DDR-CG
UIMA	Universal Programming Tool

U.S.A.

4575 Witmer Industrial Estates Niagara Falls, NY 14305 Toll Free: (888) 660-4655 Fax Toll Free: (888) 660-4113

Canada

25 Interchange Way Vaughan, Ontario L4K 5W3 Telephone: (905) 660-4655 Fax: (905) 660-4113

Web page: <http://www.mircom.com>

Email: mail@mircom.com

Documents / Resources

	<p>Mircom FA-300-6DDR-CG Marine Fire Alarm Control Unit [pdf] Owner's Manual FA-300-6DDR-CG Marine Fire Alarm Control Unit, FA-300-6DDR-CG, Marine Fire Alarm Control Unit, Alarm Control Unit</p>
---	--

References

-  [Fire Alarm Resources | Download fire alarm documents](#)
-  [Mircom - Smart Buildings. Smarter Solutions.](#)

Manuals+.