



MINI 2025 Remote Engine Start Instruction Manual

[Home](#) » [Mini](#) » MINI 2025 Remote Engine Start Instruction Manual 



Contents

- [1 2025 Remote Engine Start](#)
- [2 MINI REMOTE ENGINE START.](#)
- [3 PURCHASING MINI REMOTE ENGINE START.](#)
- [4 USING MINI REMOTE ENGINE START.](#)
- [5 FREQUEN5TLY ASKED QUESTIONS.](#)
- [6 Documents / Resources](#)
 - [6.1 References](#)

2025 Remote Engine Start

MINI CONNECTED.
GET STARTED GUIDE.
REMOTE ENGINE START.



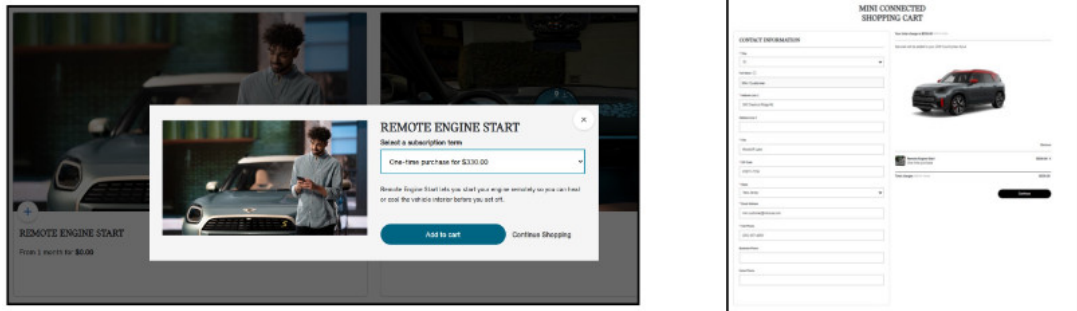
MINI REMOTE ENGINE START.

With MINI Remote Engine Start, you can pre-condition the interior of your MINI to a comfortable temperature. You can program this feature from anywhere all before you start your drive.

PURCHASING MINI REMOTE ENGINE START.

If your MINI is not factory-equipped with Remote Engine Start, you may be able to purchase it via the MINI Connected Store, for Model Year 2025 and newer MINI vehicles. Please visit mygarage.miniusa.com to see if Remote Engine Start is available for purchase for your vehicle. You can activate the function after the purchase from the MINI Connected Store using an over-the-air activation.

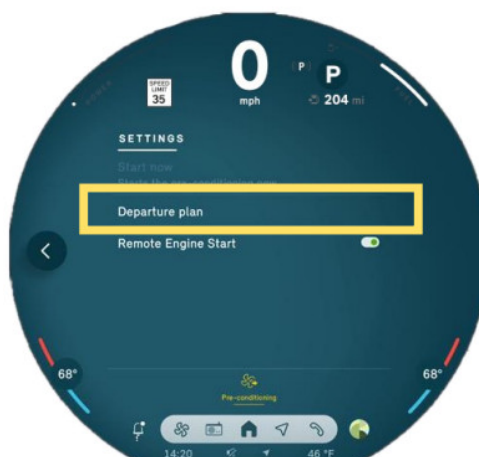
Simply add Remote Engine Start to your shopping cart, enter or verify your payment details and confirm purchase. Once the purchase is complete, Remote Engine Start will be installed and available after your next journey in your MINI. Please note, it may take up to 15 minutes of driving for the Remote Engine Start feature to be available.



USING MINI REMOTE ENGINE START.

In your vehicle, select the Climate menu icon on the menu bar. Then, tap the settings button.

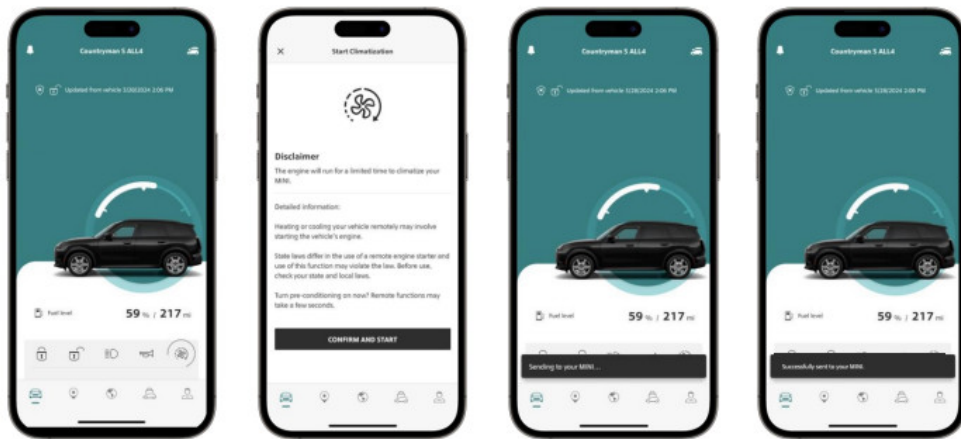
- Select “Pre-conditioning”
- Select “Remote Engine Start”
- Ensure that “Start engine for climate control” is checked “on”




- Please read the legal disclaimer and then provide your confirmation by selecting “OK”

- Ensure the checkbox is checked on in order to enable the Remote Engine Start feature

To set up a one-time or recurring departure time for Remote Engine Start, navigate to Climate menu > Tap “Settings” > Select “Pre-conditioning” > “Departure Plan”. Then you can set the departure time as you wish.



From your MINI App, select the Start Climatization icon “” on the opening screen.

Please read the disclaimer and then provide your confirmation by selecting “CONFIRM AND START”.

Your request will then be sent to your vehicle. When completed, you will see “Successfully sent to vehicle” at the bottom of your MINI App screen.

Alternatively, with your vehicle in range, you can point your MINI key fob and press the lock button (i.e., MINI logo) 3 times consecutively in order to activate Remote Engine Start.

To schedule a one-time departure time climatization, select “Climate Control Timer” in your MINI App. Please note: recurring climatization can only be set in the vehicle.

FREQUEN5TLY ASKED QUESTIONS.

1. What is Remote Engine Start?

With Remote Engine Start, you can precondition the interior of your MINI to a comfortable temperature. You can program this feature from your home, or at the office all before you leave. This feature is easy to operate with the MINI App, and the MINI key fob.

2. What are the requirements to be able to purchase Remote Engine Start?

The Remote Engine Start feature is available for purchase starting on selected model year 2025 and newer vehicles with an automatic transmission, an internal combustion engine, and an active MINI Connected account linked to the vehicle. To confirm whether your vehicle is eligible, please visit the MINI Connected Store at mygarage.mini.usa.com or via the in-vehicle MINI Connected Store.

3. I recently purchased Remote Engine Start, why is it not showing in MINI?

4. Does my vehicle need to be in range in order to use Remote Engine Start with my key fob?

Yes, point your MINI key fob at your vehicle and press the lock button (i.e., MINI logo) 3 times consecutively in order to activate Remote Engine Start.

5. I've activated Remote Engine Start, however, I'm not ready to leave yet. What should I do?

Use the timer feature to select your desired departure time in order to get your MINI ready at a comfortable temperature before you leave. And if things are moving more slowly than planned? Not a problem, as the system shuts off automatically after 15 minutes. Remote Engine Start can also be stopped manually by using your MINI App or MINI Key Fob.




Alternatively, you can activate the Remote Engine Start feature immediately with just one tap in the MINI App and your MINI will adjust to a comfortable temperature in 15 minutes. Please note: as an eco-friendly feature Remote Engine Start will only start two times remotely before needing to start your engine from inside the vehicle.



©2024 MINI USA, a division of BMW of North America, LLC.

Documents / Resources

	MINI 2025 Remote Engine Start [pdf] Instruction Manual Model Year 2025, 2025 Remote Engine Start, 2025, Remote Engine Start, Engine Start, Start
---	---

References

- [Dashboard : My Garage | My MINI](#)
- [Dashboard : My Garage | My MINI](#)
- [User Manual](#)

[Manuals+](#), [Privacy Policy](#)

This website is an independent publication and is neither affiliated with nor endorsed by any of the trademark owners. The "Bluetooth®" word mark and logos are registered trademarks owned by Bluetooth SIG, Inc. The "Wi-Fi®" word mark and logos are registered trademarks owned by the Wi-Fi Alliance. Any use of these marks on this website does not imply any affiliation with or endorsement.