



MINELAB PRO-FIND Pinpointer Metal Detectors User Guide

[Home](#) » [MINELAB](#) » MINELAB PRO-FIND Pinpointer Metal Detectors User Guide 

Contents

- [1 MINELAB PRO-FIND Pinpointer Metal Detectors](#)
- [2 Product Information](#)
- [3 Product Usage Instructions](#)
- [4 PARTS](#)
- [5 MAINTENANCE](#)
- [6 Documents / Resources](#)
- [7 Related Posts](#)



MINELAB PRO-FIND Pinpointer Metal Detectors



Product Information

The product is a detection device with various features designed to help users locate objects. It includes a detection area, an LED flashlight, a speaker, a power button, and a plus button for adjusting settings. The device also has audio capabilities for providing feedback while in use.

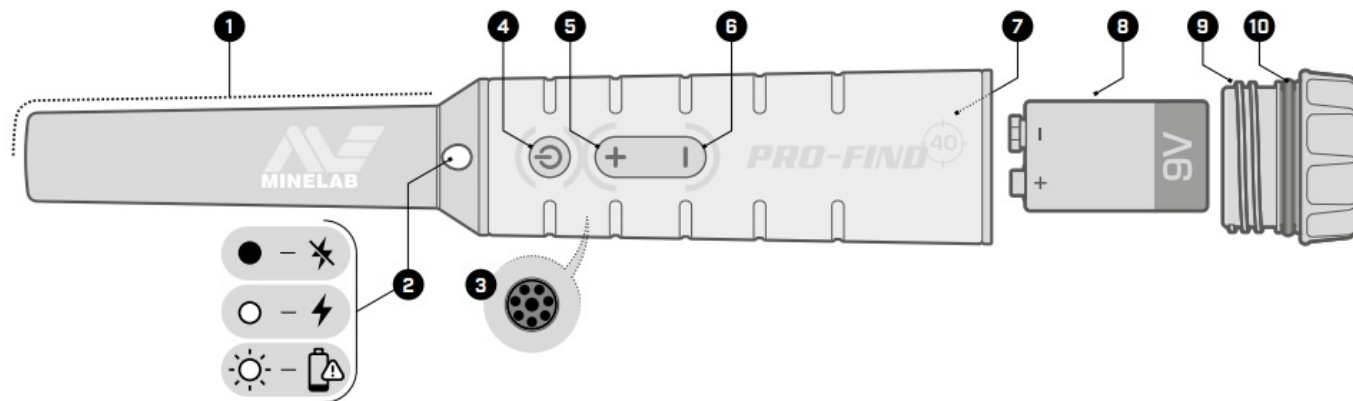
Product Usage Instructions

1. To turn on the device, press and hold the power button for at least 0.5 seconds.
2. To turn off the device, press and hold the power button for more than 0.5 seconds.
3. To adjust the sensitivity, use the plus button to select from 5 different levels.
4. To enable audio feedback, select the "Enable Audio" option.
5. To disable audio feedback, select the "Disable Audio" option.
6. To activate target audio, choose the "Target Audio" option.

7. To enable ferrous audio feedback, select the respective option.
8. To disable ferrous audio feedback, select the respective option.
9. To perform a rapid re-tune, follow the instructions provided.
10. If the alarm is inactive for more than 5 minutes, it will be deactivated.
11. To perform a factory reset, follow the instructions provided.

Please refer to the user manual for more detailed instructions and information.

PARTS

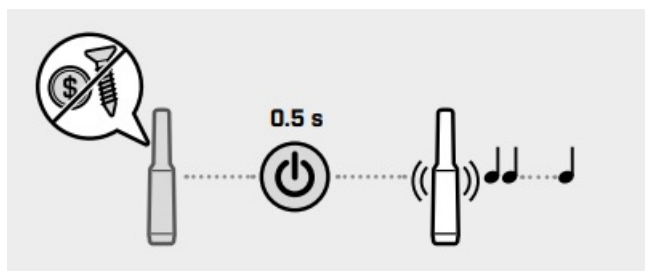


1. Detection Area
2. LED Flashlight
3. Speaker
4. Power Button
5. Plus (+) Button
6. Minus (-) Button
7. Battery Compartment
8. 9 V PP3 Battery
9. Battery Cap
10. O-ring

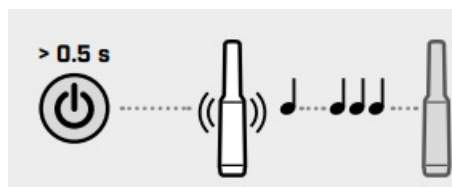
MAINTENANCE

- Keep the Battery Cap screw threads and O-ring clean.
- Periodically lubricate the O-ring with silicone grease.

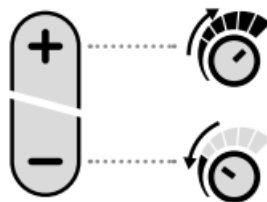
TURN ON



TURN OFF



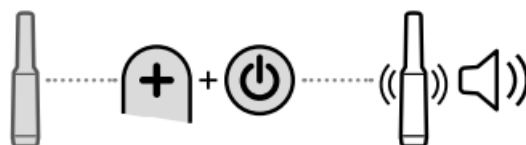
ADJUST SENSITIVITY (5 LEVELS)



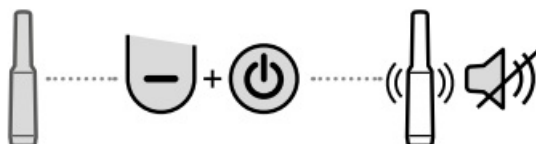
RAPID RE-TUNE



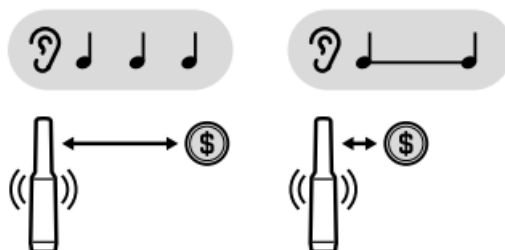
ENABLE AUDIO



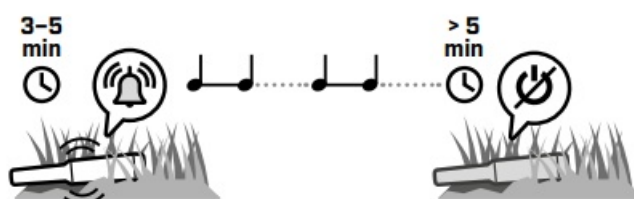
DISABLE AUDIO



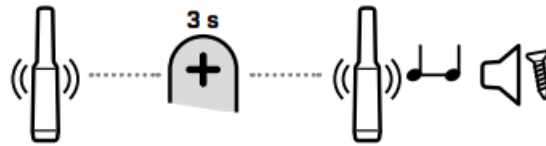
TARGET AUDIO



INACTIVE ALARM



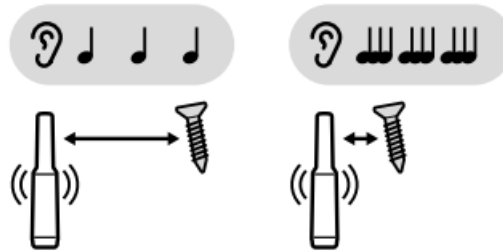
ENABLE FERROUS AUDIO



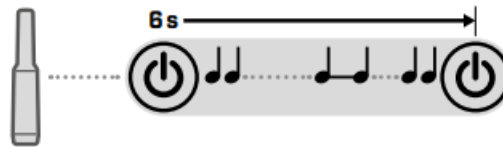
DISABLE FERROUS AUDIO



FERROUS AUDIO




FACTORY RESET



Minelab reserves the right to introduce changes in design, equipment and technical features at any time without notice. | Minelab® and PRO-FIND® are trademarks of Minelab Electronics Pty Ltd.
Minelab Electronics, PO Box 35, Salisbury South, South Australia 5106 4901-0485-1

www.minelab.com

Documents / Resources



[MINELAB PRO-FIND Pinpointer Metal Detectors](#) [pdf] User Guide
4901-0485-1, PRO-FIND, PRO-FIND Pinpointer Metal Detectors, Pinpointer Metal Detectors, Metal Detectors, Detectors