



## MINDSCOPE PRODUCTS Hover Cycle User Guide

[Home](#) » [MINDSCOPE PRODUCTS](#) » MINDSCOPE PRODUCTS Hover Cycle User Guide 

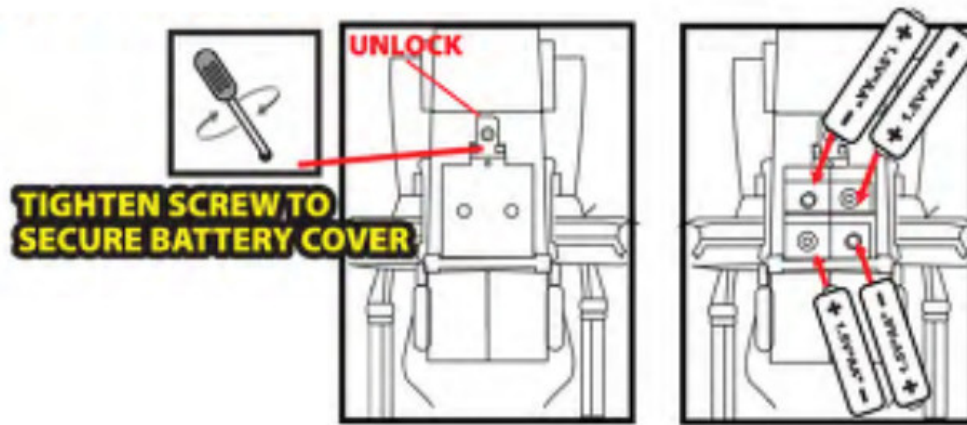


\*Cycle requires 4AA batteries (not included). Remote Control requires 2 AA batteries (not included)

### Contents

- [1 PULL LATCH DOWN TO RELEASE](#)
- [2 REMOTE BATTERY INTALLATION](#)
- [3 STUNT FUNGTIONS](#)
- [4 Documents / Resources](#)
- [5 Related Posts](#)

## PULL LATCH DOWN TO RELEASE



**This device complies with Part 15 of the FCC Rules.**

Operation is subject to the following two conditions:

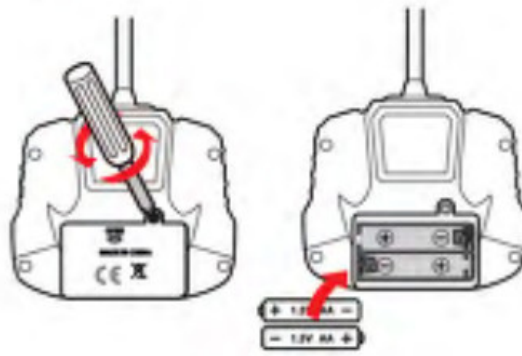
1. this device may not cause harmful interference, and
2. this device must accept any interference received, including interference that may cause undesired operation

### CAUTION:

- Remove old batteries and replace with new batteries. Be sure to insert batteries correctly according to (+) and (-) symbols located in the battery compartment.
- Be sure to insert batteries correctly with adult supervision and always follow the toy and battery manufacturer's instructions.
- Do not mix old and new batteries.
- Do not mix alkaline, standard (carbo-zinc), or rechargeable (nickel-cadmium) batteries.
- Rechargeable batteries are to be removed from the toy before being charged.
- Non-rechargeable batteries are not to be recharged.
- Rechargeable batteries are only to be charged under adult supervision.
- Only batteries of the same equivalent type as recommended are to be used.
- The supply terminals are not to be short-circuited.
- Always remove weak or dead batteries from the product.
- Remove batteries if the product will be stored for an extended period of time. Please retain these instructions for future reference.

## REMOTE BATTERY INTALLATION

On vehicle, loosen screw to release battery cover (use Phillips head screwdriver, not included). Pull latch down to release. Remove battery compartment cover. Install 2 x AA 1.5 volt batteries. Follow polarity diagram below.



**Warning:** Changes or modifications to this unit not expressly approved by the party responsible for compliance could void the user's authority to operate the equipment. **NOTE:** This equipment has been tested and found to comply with the limits for a Class B digital device, pursuant to Part 15 of the FCC Rules. These limits are designed to provide reasonable protection against harmful interference in a residential installation. This equipment generates, uses and can radiate radio frequency energy and, if not installed and used in accordance with the instructions, may cause harmful interference to radio communications.

However, there is no guarantee that interference will not occur in a particular installation. If this equipment does cause harmful interference to radio or television reception, which can be determined by turning the equipment off and on, the user is encouraged to try to correct the interference by one or more of the following measures:

- Reorient or relocate the receiving antenna.
- Increase the separation between the equipment and receiver.
- Connect the equipment into an outlet on a circuit different from that to which the receiver is connected.
- Consult the dealer or an experienced radio/TV technician for help.

# HOVER CYCLE



**MINDSCOPE**  
PRODUCTS



**HOVER**  
WHEEL ROTATES FOR  
HOVER MODE ACTION

BATTERY OPERATED  
AA x6  
\*NOT INCLUDED



RADIO CONTROL  
**2.4GHZ**

# HOVER CYCLE

AGES:  
3+



**SIDEWINDING**



**DURABLE**  
INDOOR / OUTDOOR TIRES



**STUNTS**  
SPINNS, HOVERING



**7 BRIGHT**  
LED LIGHTS

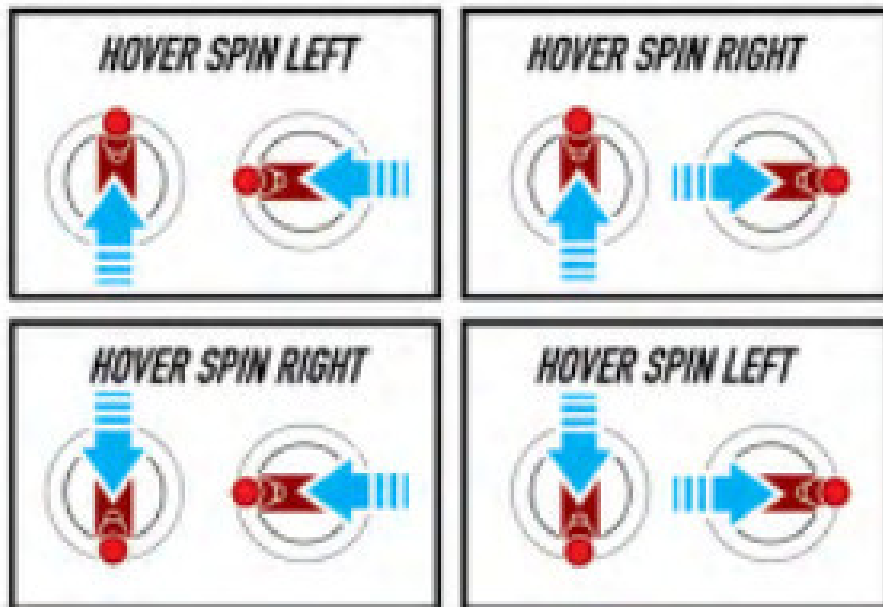




- 1x Hover Cycle Vehicle
- 1x Remote Control

## STUNT FUNGCTIONS





[www.mindscopeproducts.com](http://www.mindscopeproducts.com)

**MINDSCOPE**  
PRODUCTS

Connect with us:



[pinterest.com/mindscape](https://pinterest.com/mindscape)



[facebook.com/mindscopeproducts](https://facebook.com/mindscopeproducts)



[youtube.com/mindscape](https://youtube.com/mindscape)



[Instagram.com/mindscopeproducts](https://www.instagram.com/mindscopeproducts)

MINDSCOPE PRODUCTS

PO BOX 9525. GLENDALE.

CA 91226 Tested & Safe for 3+

Product and color may vary from images on package

Made in Shantou. Guangdong China”

BATCH NUMBER: 212512023 DOM: 22523

**MSPCYOA**



## Documents / Resources



[MINDSCOPE PRODUCTS Hover Cycle](#) [pdf] User Guide

YKGHOVERCYCLE, YKGHOVERCYCLE hovercycle, Hover Cycle, Hover, Cycle

[Manuals+](#).