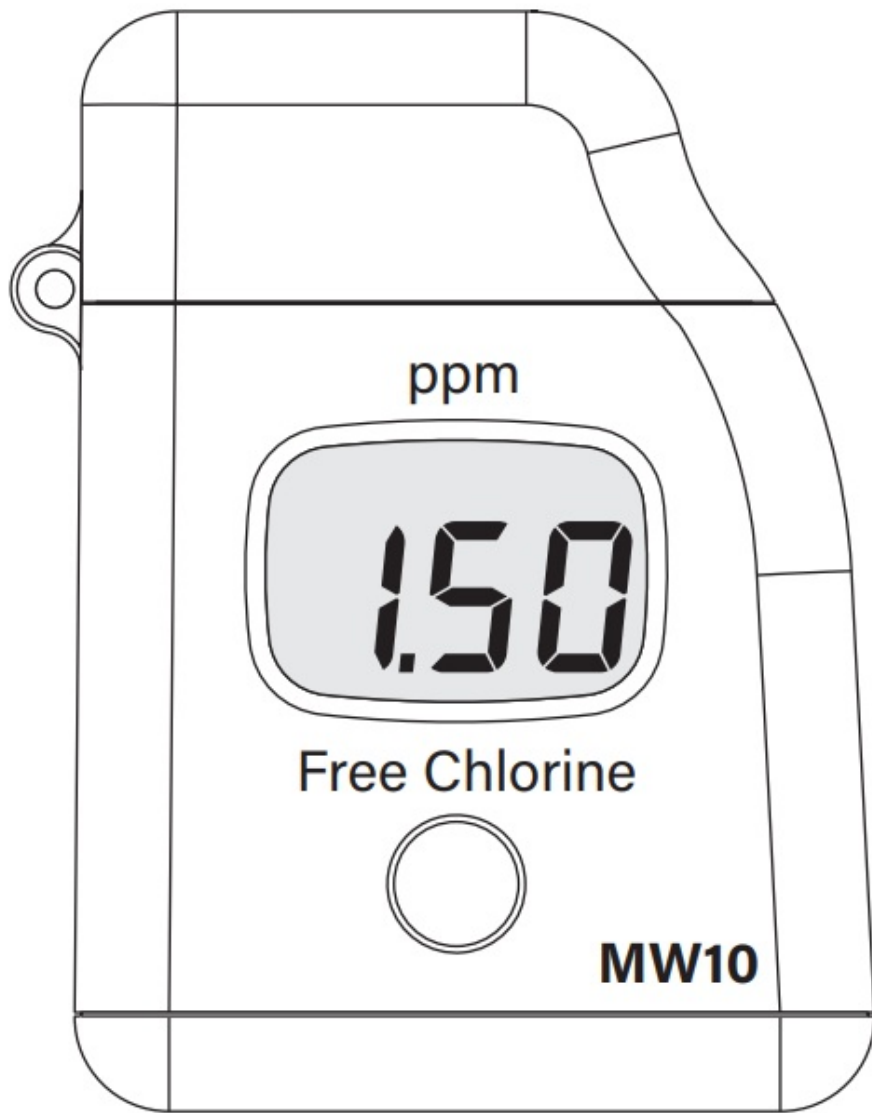




milwaukee MW10 Digital Free Chlorine Tester User Manual

[Home](#) » [Milwaukee](#) » milwaukee MW10 Digital Free Chlorine Tester User Manual 

milwaukee MW10 Digital Free Chlorine Tester



Contents

- [1 PRELIMINARY EXAMINATION](#)
- [2 FUNCTIONAL DESCRIPTION](#)
- [3 OPERATION](#)
- [4 BATTERY REPLACEMENT](#)
- [5 SPECIFICATIONS](#)
- [6 OPTIONAL ACCESSORIES](#)
- [7 CERTIFICATION](#)
- [8 RECOMMENDATION](#)
- [9 WARRANTY](#)
- [10 Customer Support](#)
- [11 Documents / Resources](#)
 - [11.1 References](#)
- [12 Related Posts](#)

PRELIMINARY EXAMINATION

Thank you for choosing Milwaukee Instruments! Remove the tester and accessories from the packing and examine it carefully.

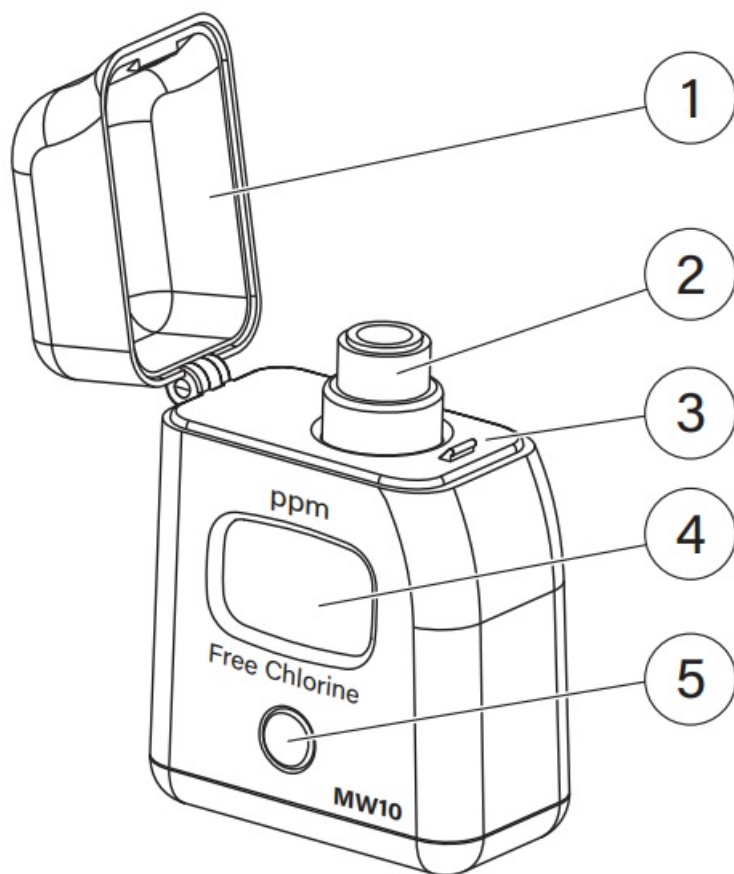
For further support please contact your closest Milwaukee Instruments office.

Each MW10 tester is supplied complete with:

- Sample cuvette and cap (2 pcs.)
- Free Chlorine powder reagents (6 tests)
- 1 x 1.5V AAA Battery
- Instruction manual


FUNCTIONAL DESCRIPTION

1. Dust cover
2. Cuvette with cap
3. Cuvette holder
4. Liquid Crystal Display
5. On/Off button

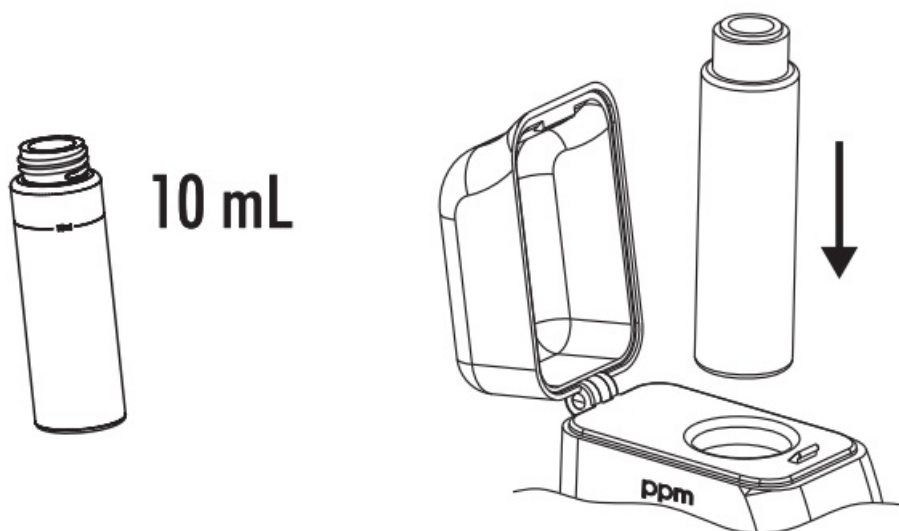


OPERATION

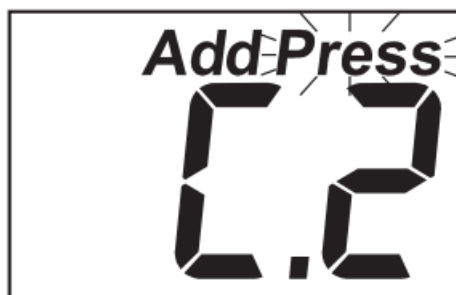
- Press the On/Off button to turn the tester on. All segments are displayed for a few seconds followed by "Add", "C1" with "Press" blinking.



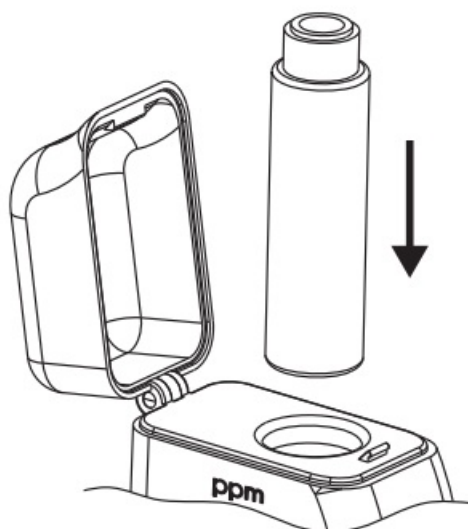

- Fill the cuvette with 10 mL of unreacted sample and replace the cap. Place the cuvette into the tester and close the cap.



- Press the On/Off button. When the display shows "Add", "C.2" with "Press" blinking, the tester is zeroed.



- Remove the cuvette, unscrew the cap and add the content of one packet of MI526-0 reagent. Replace the cap and shake gently for 20 seconds. Replace the cuvette into the tester.



- Press and hold the On/Off button. The display will show the countdown prior to the measurement. Alternatively, wait 1 minute and press the On/Off button.



- When the timer ends the tester will perform the reading. The tester directly displays the concentration of free chlorine in ppm.



The tester automatically turns off 2 minutes after reading.

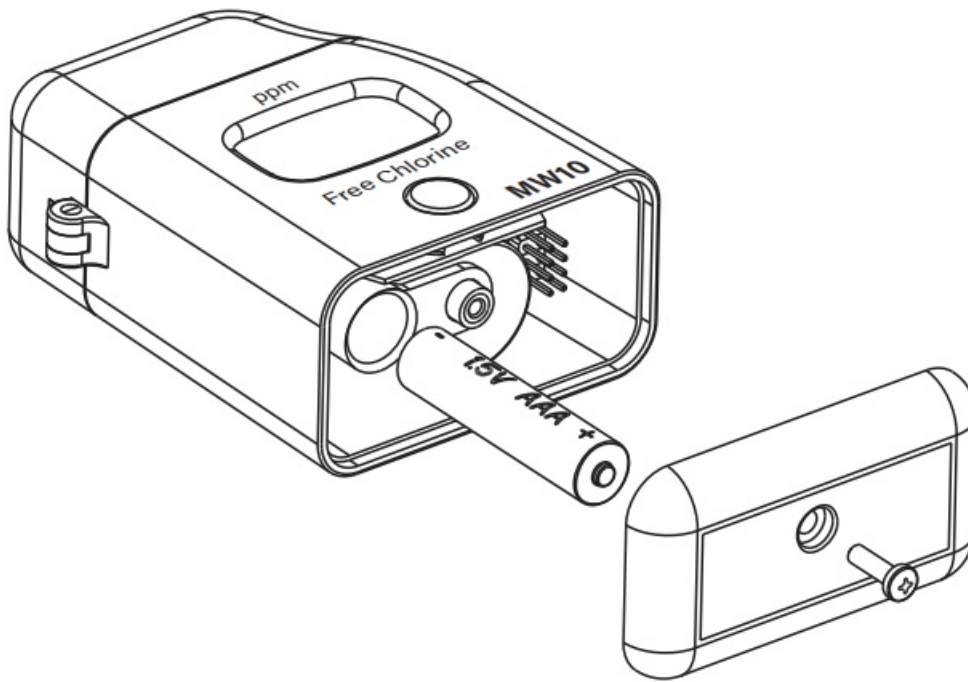
BATTERY REPLACEMENT

To save the battery, the tester shuts down after 5 minutes of non-use and 2 minutes after reading. A fresh battery lasts for a minimum of 5000 measurements, depending on the light level.

When the battery capacity is under 10 %, the tester displays “bAt” at start up.

When the battery is drained the tester display’s “bAd” then “bAt” message.

Replace the battery with a new one and restart the tester.



To replace the battery, follow the steps:

- Press the On/Off button to turn the tester off.
- Turn the tester upside down and use a screwdriver to unfasten the screw and remove the battery cover.
- Remove the old battery and replace it with a fresh 1.5V AAA battery, inserting the negative end first.
- Replace the battery cover, fasten and tighten the screw.

SPECIFICATIONS

- Range
0.00 to 2.50 ppm
- Resolution
0.01 ppm
- Accuracy
 ± 0.03 ppm $\pm 3\%$ of reading @ 25 °C
- Typical EMC Dev.
 ± 0.01 ppm
- Light Source
Light Emitting Diode @ 525 nm
- Light Detector
Silicon Photocell
- Method
Adaptation of USEPA method 330.5. The reaction between free chlorine and the DPD reagent causes a pink tint in the sample.
- Environment
0 to 50°C (32 to 122 °F) max. 95% RH non-condensing
- Battery Type
1 x 1.5V AAA

- Auto-Shut Off
After 5 min. of non-use and 2 min. after reading.
- Dimensions
87.5 x 63.7 x 35.2 mm (3.4 x 2.5 x 1.4")
- Weight
65 g (2.29 oz.)

OPTIONAL ACCESSORIES

Reagent Sets

- **MI526-25**
Free Chlorine powder reagent (25 pcs.)

Other Accessories

- MI0011
Glass cuvettes (2 pcs.)
- MI0013
Stoppers for cuvettes (2 pcs.)

CERTIFICATION



Milwaukee Instruments conform to the CE European Directives.

Disposal of Electrical & Electronic Equipment. Do not treat this product as household waste. Hand it over to the appropriate collection point for the recycling of electrical and electronic equipment.



■ Disposal of waste batteries. This product contains batteries. Do not dispose of them with other household waste. Hand them over to the appropriate collection point for recycling. Please note: proper product and battery disposal prevents potential negative consequences for human health and the environment. For detailed information, contact your local household waste disposal service or go to www.milwaukeeinstruments.com (USA & CAN) or www.milwaukeeinstruments.eu.

RECOMMENDATION

Before using this product, make sure it is entirely suitable for your specific application and for the environment in which it is used. Any modification introduced by the user to the supplied equipment may compromise the tester's performance. For your and the tester's safety do not use or store the tester in hazardous environment. To avoid damage or burn, do not perform any measurement in microwave ovens.

WARRANTY

This tester is warranted against defects in materials and manufacturing for a period of 2 years from the date of purchase. This warranty is limited to repair or free of charge replacement if the tester cannot be repaired. Damage due to accidents, misuse, tampering or lack of prescribed maintenance is not covered by warranty. If service is

required, contact your local Milwaukee Instruments Technical Service. If the repair is not covered by the warranty, you will be notified of the charges incurred. When shipping any tester, make sure it is properly packaged for complete protection.


Milwaukee Instruments reserves the right to make improvements in design, construction and appearance of its products without advance notice.

Customer Support





milwaukeeinstruments.com (USA & CAN) milwaukeeinstruments.eu



Documents / Resources

	<p>milwaukee MW10 Digital Free Chlorine Tester [pdf] User Manual MW10 Digital Free Chlorine Tester, MW10, Digital Free Chlorine Tester, Free Chlorine Tester, Chlorine Tester, Tester</p>
---	---

References

-  [Shop Milwaukee Instruments - Official US Site](#)
-  [Shop Milwaukee Instruments - the Official EU Site](#)
-  [Shop Milwaukee Instruments - Official US Site](#)
-  [Shop Milwaukee Instruments - the Official EU Site](#)