



Milesight VS132 LoRaWAN 3D ToF People Counting Sensor User Guide

[Home](#) » [Milesight](#) » Milesight VS132 LoRaWAN 3D ToF People Counting Sensor User Guide 



**3D ToF People Counting Sensor
Featuring LoRaWAN®**



VS132


Contents

- 1 VS132 LoRaWAN 3D ToF People Counting Sensor
- 2 Packing List
- 3 Hardware Introduction
- 4 Installation
- 5 Power Supply
- 6 Access from Web Browser
- 7 Features
- 8 Applications
- 9 Specifications
- 10 Monitored Area
- 11 FCC Warning:
- 12 Documents / Resources
 - 12.1 References
- 13 Related Posts

VS132 LoRaWAN 3D ToF People Counting Sensor

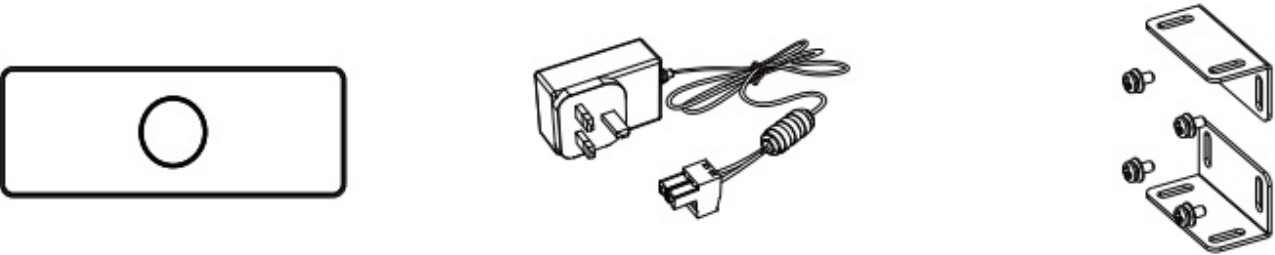

 Cloud App	 Quick Start
https://www.milesight-iot.com/milesight-cloud-app-download/	https://www.milesight-iot.com/quick-start/

All software & files can be downloaded from <https://www.milesight-iot.com/documents-download/>

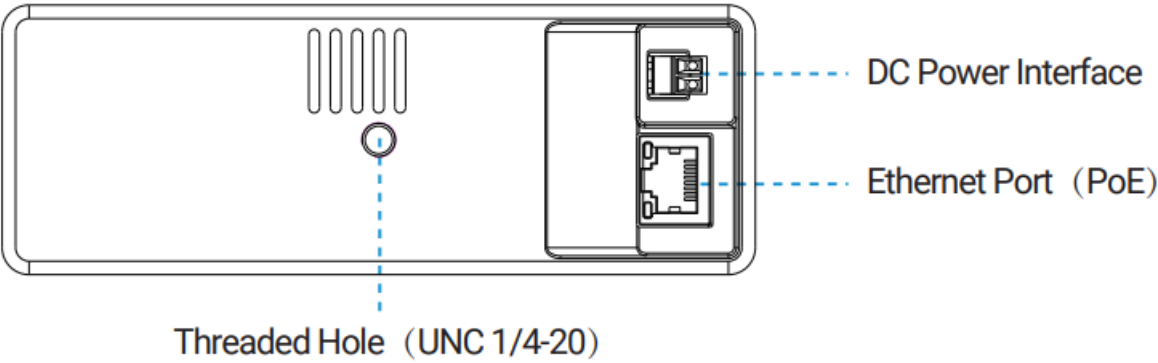
 **Better Inside, More in Sight**
Milesight IoT Co., Ltd. www.milesight-iot.com

Packing List

Please check the package contents to verify that you have received the items below.

		
1 × VS132 Sensor	1 × DC Power Adapter	2 × Ear Mounting Kits
		
4 × Wall Mounting Kits	1 × Quick Start Guide	1 × Warranty Card

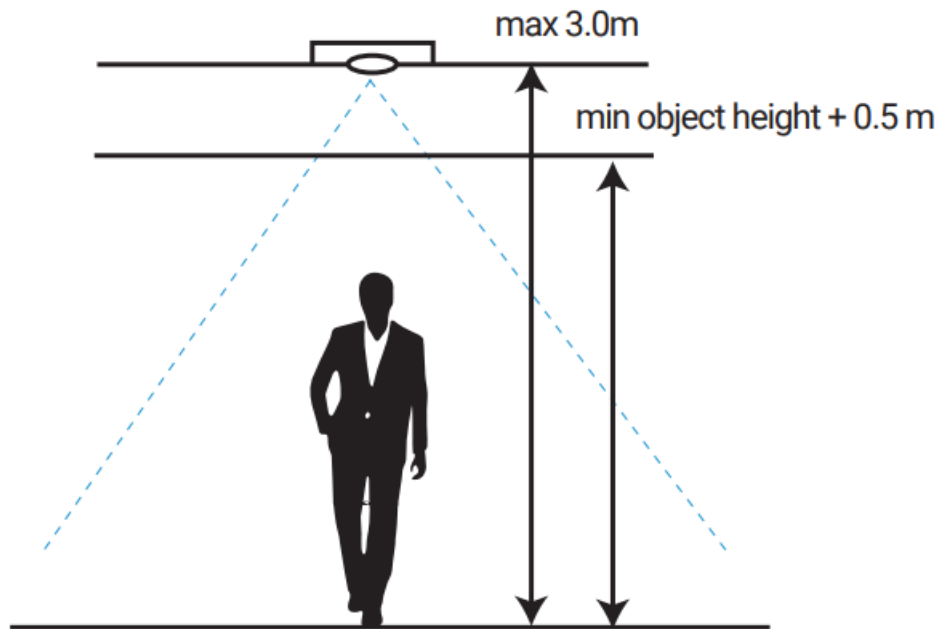
Hardware Introduction



Installation

Recommended Height

Since the detection range is 0.5m to 3m, the maximum installation height should be 3m and the minimal installation height should always be 0.5m higher than the object.



Monitored areas for people counting at different heights:

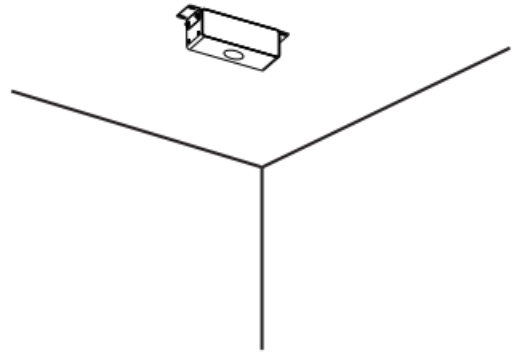
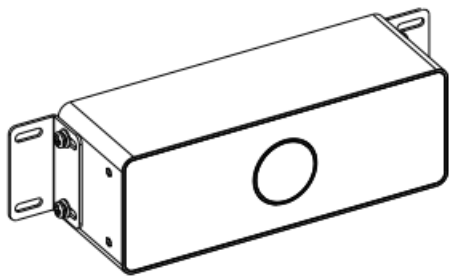
Monitored areas for people counting at different heights:

Height (m)	Monitored Area (m)
2.4	5.01 × 3.18
2.5	5.22 × 3.31
2.6	5.43 × 3.44
2.7	5.64 × 3.57
2.8	5.85 × 3.71
2.9	6.06 × 3.84
3.0	6.27 × 3.97

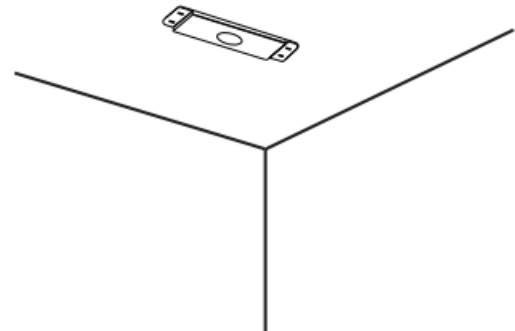
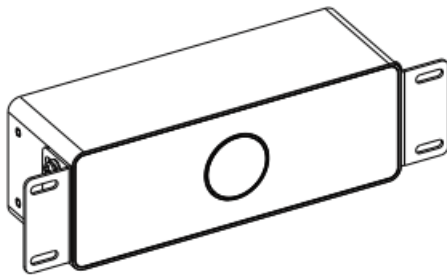
Installation Steps

1. Fix the two mounting ears to both side of the device with screws.
2. Drill 4 holes on the ceiling or wall according to the mounting ear's hole and fix the wall plugs into the holes, then fix the device to the wall plugs with mounting screws. When installing the device, it's suggested to fix the two screws on the top at first.

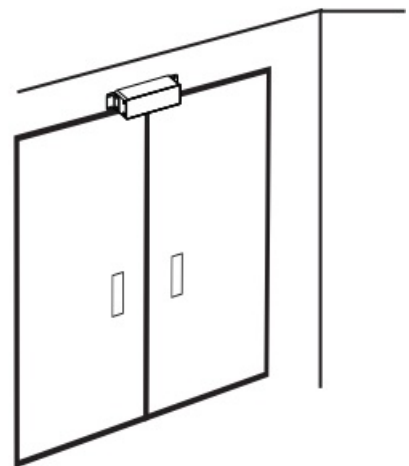
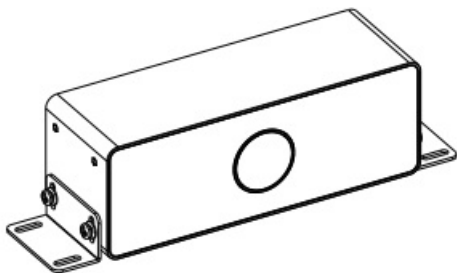
Ceiling Mount



Embedded Mount



Top-Lintel Mount at Entrance



Besides, this device can be mounted with the mounting stand via the threaded hole.

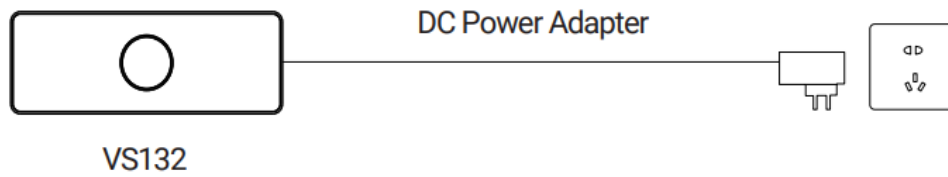
Installation Notes

- Make sure the detection part of sensor is facing straight down and in line with the ceiling.
- Avoid strong light, like direct sunlight or IR LED, in the detection area.
- Do not install the sensor close to glass or mirror.
- When the sensor is mounted on the wall, ensure the detection part of the sensor is horizontally close to the lintel of the door.

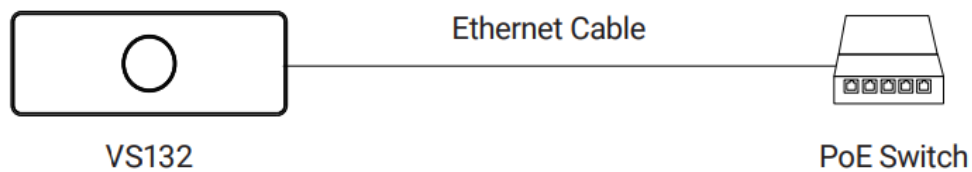
Power Supply

VS132 can be powered by 802.3at standard PoE or DC power adapter. Choose one of the following methods to power up the device:

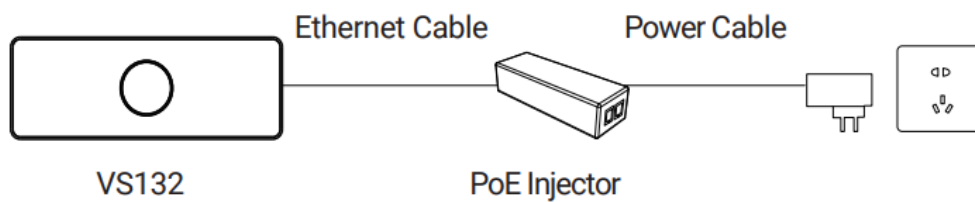
- Powered by DC Power Adapter



- **Powered by a PoE Switch**



- **Powered by a PoE Injector**



Access from Web Browser

VS132 sensor provides user-friendly web GUI for configuration and users can access it via Wi-Fi connection or Ethernet port. Users need to set the password when using the device for the first time. The default settings are as below:

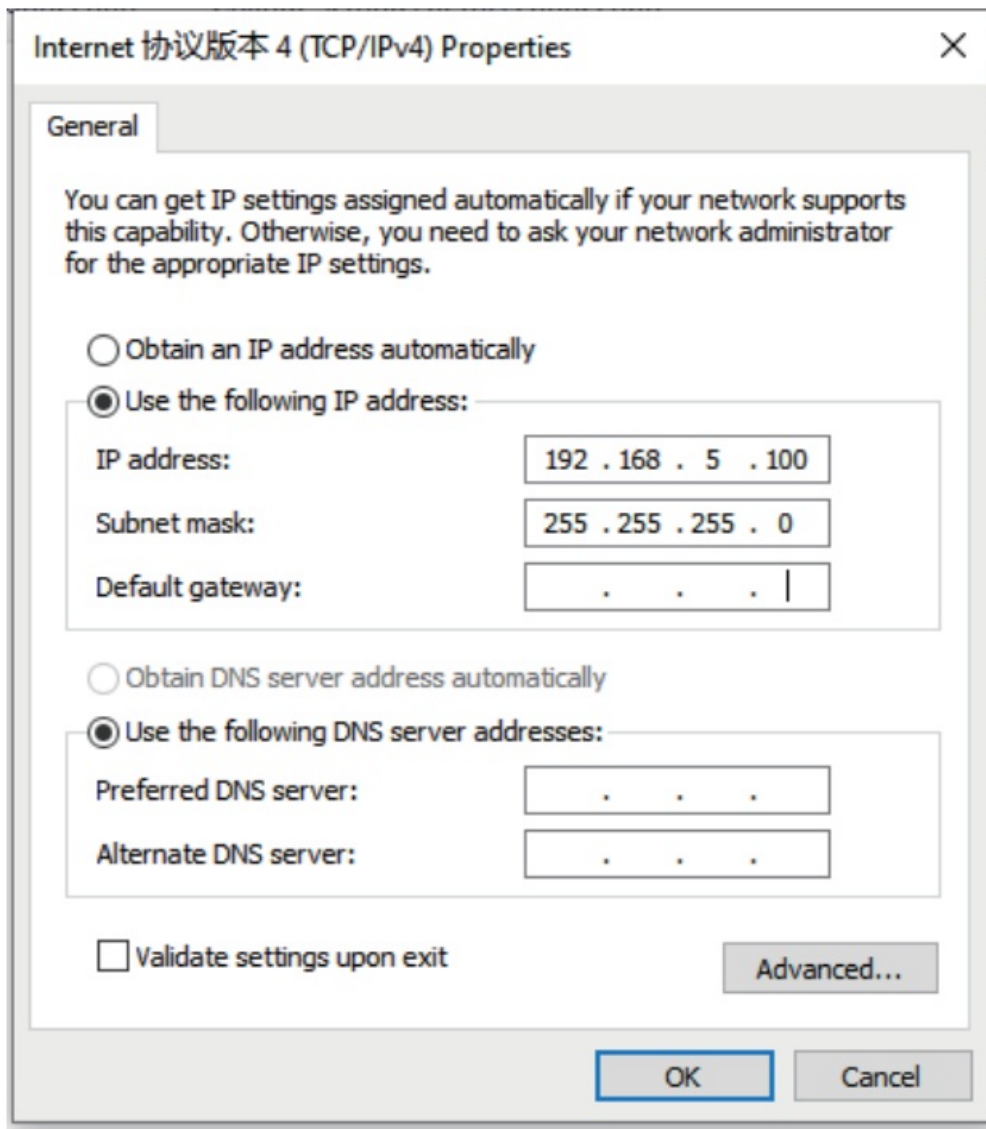
Wi-Fi SSID: People Counter_xxxxxx (can be found on the label) Wi-Fi IP: 192.168.1.1

ETH IP: 192.168.5.220

Here are 2 ways of accessing the web GUI:

Wireless Mode: Enable the Wireless Network Connection on your computer, search for corresponding Wi-Fi SSID to connect it, then type 192.168.1.1 to access the web GUI.

Wired Mode: Connect the device to computer via Ethernet port, assign the IP address of computer to 192.168.5.xxx manually, then type 192.168.5.220 to access the web GUI.



VS132 is a LoRaWAN® 3D ToF people counting sensor designed to count the number of people entering and exiting. Applied the most advanced Time-of-Flight technology, VS132 only obtains depth maps instead of images to protect privacy and provide a high level of accuracy up to 99.5%. Cooperating with Milesight LoRaWAN® gateway and the Milesight IoT Cloud solution, it allows users to monitor the flow of people and trigger linkage to control other devices via browser or mobile App remotely.

With easy installation, VS132 has great use in entrances or corridors of retail stores, malls, offices, subways, etc.

Features

- Up to 99.5% accuracy basing on advanced 3D Time-of-Flight technology
- Obtain depth map without images capturing, free from privacy concerns
- Effective in low-light or complete darkness environments
- Bi-directional Counting
- Able to store locally one million data records
- DC or PoE power supply optional
- Exquisite design for multiple installation scenarios
- Equipped with Wi-Fi and Ethernet port for web GUI configuration
- Acquire people counting data either from LoRaWAN® or Ethernet port (CGI)
- Function well with standard LoRaWAN gateways and network servers
- Quick and easy management with Milesight IoT Cloud®

Applications

- Offices and meeting rooms occupancy monitoring
- Customer flow analysis on stores and shopping malls
- Passenger flow analysis on buses or subways

Specifications

Wireless Transmission

Protocol	LoRaWAN®
Frequency	CN470/IN865/RU864/EU868/US915/AU915/KR920/AS923-1&2&3&4
Max Tx Power	22 dBm (915 MHz)
Sensitivity	-137 dBm @300bps
Mode	OTAA/ABP Class C

People Counting

ToF FoV	92.5 ° Horizontal, 67 ° Vertical
Detection Range	0.5 to 3m
Installation Height	≤ 3m
Accuracy	>99.5%
Local Storage	1, 000, 000 data records
Advanced Setting	Entrance and exit area customization

Interface

Wi-Fi	IEEE 802.11 b/g/n, 2.4GHz, only support configuration
Ethernet Port	1 × RJ45 10/100 Mbps Ethernet Port (PoE PD), provides CGI for integration
Power Input	2-pin 5.08 mm Terminal Block

Physical Characteristics

Power Supply	1. 12 VDC, 2A by Terminal Block 2. 1 × 802.3 at PoE input
Power Consumption	Typical 7.5 W, max 28 W
Operating Temperature	-10°C ~ +60°C
Storage Temperature	-20°C ~ +60°C
Relative Humidity	0 ~ 95% (Non-condensing)
Color & Material	Black, Aluminum Alloy
Dimension	140 × 50 × 50 mm (5.51 × 1.97 × 1.97 in)
Installation	Ceiling Mounting, Wall Mounting, Embedded Mounting

Monitored Area

VS132 is engineered for bi-direction entrances or corridors. Since the detection range is 0.5m to 3m, the maximum installation height should be 3m and the minimal installation height should always be 0.5m higher than the object.

Installation Height (m)	Monitored Area (m)
2.4	5.01 × 3.18
2.5	5.22 × 3.31
2.6	5.43 × 3.44
2.7	5.64 × 3.57
2.8	5.85 × 3.71
2.9	6.06 × 3.84
3.0	6.27 × 3.97

FCC Warning:

This transmitter must not be co-located or operating in conjunction with any other antenna or transmitter. Any Changes or modifications not expressly approved by the party responsible for compliance could void the user's authority to operate the equipment.

This device complies with part 15 of the FCC Rules. Operation is subject to the following two conditions: (1) This device may not cause harmful interference, and (2) this device must accept any interference received, including interference that may cause undesired operation.

Note: This equipment has been tested and found to comply with the limits for a Class B digital device, pursuant to part 15 of the FCC Rules. These limits are designed to provide reasonable protection against harmful interference in a residential installation. This equipment generates, uses and can radiate radio frequency energy and, if not installed and used in accordance with the instructions, may cause harmful interference to radio communications. However, there is no guarantee that interference will not occur in a particular installation. If this equipment does cause harmful interference to radio or television reception, which can be determined by turning the equipment off and on, the user is encouraged to try to correct the interference by one or more of the following measures:

- Reorient or relocate the receiving antenna.

- Increase the separation between the equipment and receiver.
- Connect the equipment into an outlet on a circuit different from that to which the receiver is connected.
- Consult the dealer or an experienced radio/TV technician for help.

This equipment complies with FCC radiation exposure limits set forth for an uncontrolled environment.
This equipment should be installed and operated with minimum distance 20cm between the radiator & your body.

Milesight IoT Co., Ltd.

www.milesight-iot.com

Tel: 86-592-5085280 Support email: iot.support@milesight.com

Sales email: iot.sales@milesight.com

Website: www.milesight-iot.com

Address: Building CO9, Software Park Phase III, Xiamen 361024, Fujian, China



<https://www.milesight-iot.com/>

Documents / Resources

	<p>Milesight VS132 LoRaWAN 3D ToF People Counting Sensor [pdf] User Guide VS132KS, 2AYHY-VS132KS, 2AYHYVS132KS, VS132 LoRaWAN 3D ToF People Counting Sensor, VS132, LoRaWAN 3D ToF People Counting Sensor, 3D ToF People Counting Sensor, People Counting Sensor, Counting Sensor, Sensor</p>
--	---

References

- [Milesight IoT - LoRaWAN, 5G & AIoT](#)
- [Download Center | Milesight - AIoT Solution Provider](#)