



# mifa F50 Wireless Portable Bluetooth Speaker User Manual

[Home](#) » [MiFa](#) » mifa F50 Wireless Portable Bluetooth Speaker User Manual 

## mifa F50 Wireless Portable Bluetooth Speaker User Manual



### Contents

- [1 Warning](#)
- [2 Packing list](#)
- [3 Keys function](#)
- [4 Ports Functions](#)
- [5 Bluetooth Connection](#)
- [6 Specifications](#)
- [7 Trouble Shooting](#)
- [8 FCC Statements](#)
- [9 Documents / Resources](#)
- [10 Related Posts](#)

### Warning

- To ensure proper use and trouble-free operation, please carefully read this user manual first.
- For the first use, a full charge is recommended.
- Please use and store the product at room temperature.
- Do not throw and drop the product to avoid damages.

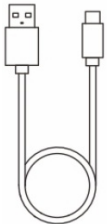
- Do not expose the product to fire, high temperature, direct sunlight, etc.
- Do not use organic solvents or other chemicals to clean the product.
- Do not allow small particles to get into the product.
- Please keep volumes of the speaker moderate to avoid temporary or permanent hearing impairment.
- Do not disassemble the product, or make any modifications to the structure or any parts of it.
- Keep the product out of children's reach.
- If the battery is not properly replaced, there will be an explosion accident, which can only be replaced with the same type of battery.
- Batteries (battery packs) can not be exposed to such conditions as sunshine, fire or similar overheating conditions.

## Packing list

1x Bluetooth Speaker



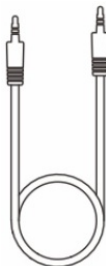
1 x USB Type-C Charging Cable



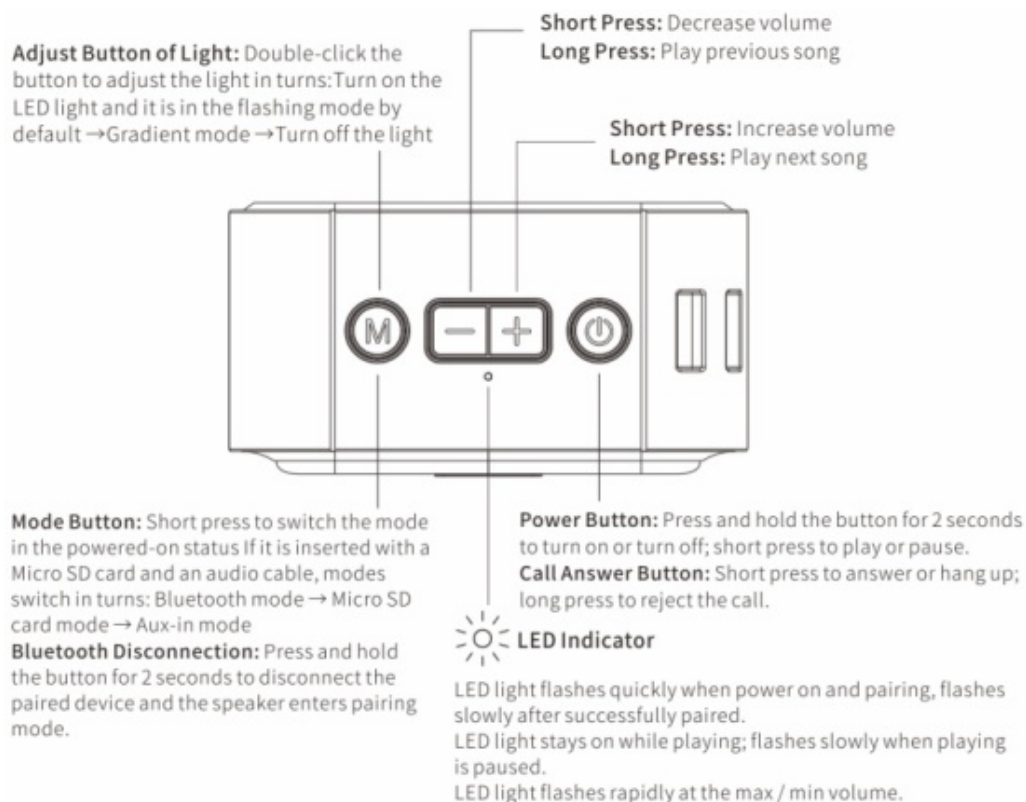
1 x User Manual



1 x 3.5 mm Audio Cable

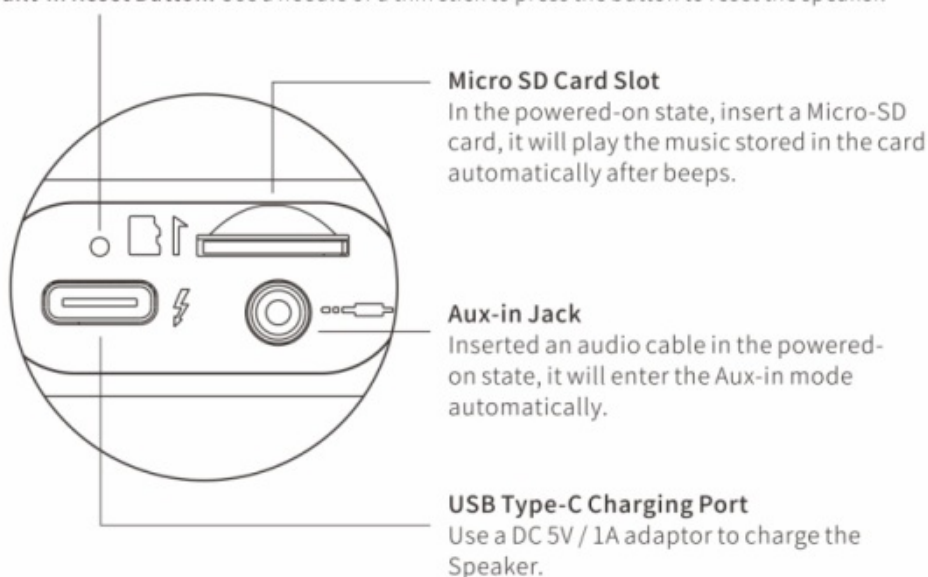


## Keys function



## Ports Functions

**Charging Indicator:** Red light stays on when charging, turns off after completed charge.  
**Built-in Reset Button:** Use a needle or a thin stick to press the button to reset the speaker.



## Bluetooth Connection

1. Turn on the speaker Press and hold the power button for 2 seconds to turn on the speaker with a prompt sound. And the white LED light flashes indicating it is in the pairing mode.
2. Connect it to your device Turn on the Bluetooth of your device and select Mifa\_F50. Once the connection is completed, it will beep and the white LED light will stay on.

The speaker will connect to the last-connected device automatically once the device's Bluetooth is turned on.

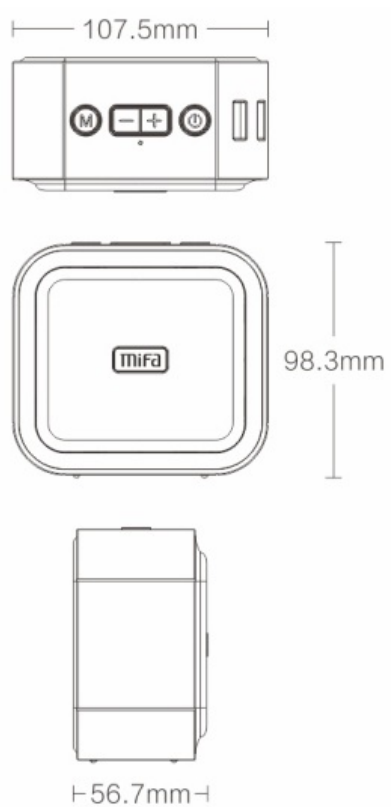


## Specifications

Technical Parameters	
Speaker Type	Portable Bluetooth Speaker
Loudspeaker	50mm full range speaker
Audio Input	Bluetooth, Micro SD Card,Audio-in
Supported Storage	Up to 32 GB storage device
Bluetooth Version	Bluetooth 5.0
Bluetooth Range	10 Meters
Functions	
Support voice chat or phone call with the built-in mic	
Supported Media Type	FLAC, WAV, WMA, Mp3

**Size:** 107.5 \*98.3 \* 56.7 mm

**Weight:** 497g (including the built-in Lithium battery)



## Trouble Shooting

FAQ	Solutions
Not able to connect to your device	1. Restart the speaker and try again
	2. If your device requires a Pin Code, please enter 0000
Keeps cutting out when playing	Please ensure the speaker is within the operating range and there are no obstacles between the speaker and the device
Not able to play the music in Micro SD card	1. Please ensure the format of the Micro SD card is FAT32. It only supports FAT32 Micro 50 card 2. Please ensure the formats of the music files are FLAC, WAV, WMA or MP3
No sound when playing	1. Please adjust the volume of the speaker 2. Please adjust the volume of your device 3. Please check if the speaker is paused
No sound in AUX-in mode	Please ensure the audio cable is connected well
Not able to turn on	Please try to charge the speaker for about 3 hours
No response to any operation	Please try to reset the speaker by pressing the reset button in the charging indicator jack

## FCC Statements

This device complies with part 15 of the FCC Rules. Operation is subject to the following two conditions:

1. this device may not cause harmful interference, and
2. this device must accept any interference received, including interference that may cause undesired operation.

Any changes or modifications not expressly approved by the party responsible for compliance could void the user's authority to operate the equipment.

**NOTE:** This equipment has been tested and found to comply with the limits for a Class B digital device, pursuant to Part 15 of the FCC Rules. These limits are designed to provide reasonable protection against harmful interference in a residential installation. This equipment generates, uses and can radiate radio frequency energy and, if not installed and used in accordance with the instructions, may cause harmful interference to radio communications. However, there is no guarantee that interference will not occur in a particular installation. If this equipment does cause harmful interference to radio or television reception, which can be determined by turning the equipment off and on, the user is encouraged to try to correct the interference by one or more of the following measures:

- Reorient or relocate the receiving antenna.
  - Increase the separation between the equipment and receiver.
  - Connect the equipment into an outlet on a circuit different from that to which the receiver is connected.
  - Consult the dealer or an experienced radio/TV technician for help. The device has been evaluated to meet general RF exposure requirement. The device can be used in portable exposure condition without restriction
- FCC ID: 2AX0X-F50

**Just Enjoy**



**MiFa** MIFA INNOVATIONS LLC  
[www.mifa.net](http://www.mifa.net) Designed in US Made in China

Copyright © MIFA. All rights reserved.

MIFA, the MIFA logo and other MIFA marks are all owned and registered by MIFA INNOVATIONS LLC. All other trademarks are the property of their respective owners.

The information contained here is subject to change without prior notice.

# MiFa

**Documents / Resources**

	<p><a href="#">mifa F50 Wireless Portable Bluetooth Speaker</a> [pdf] User Manual F50, 2AXOX-F50, 2AXOXF50, F50 Wireless Portable Bluetooth Speaker, Wireless Portable Bluetooth Speaker</p>
--	--