



Midland SPK200 Amplified 20 Watt External Speaker Owner's Manual

[Home](#) » [MIDLAND](#) » Midland SPK200 Amplified 20 Watt External Speaker Owner's Manual 



SPK200
Model SPK200
midlandusa.com

Contents

[1 SPECIFICATIONS](#)

[2 INSTALLATION](#)

[3 POWERING THE SPEAKER](#)

[4 OPERATION](#)

[5 SPK100 EXTERNAL
SPEAKER](#)

[6 SPK200 EXTERNAL
SPEAKER](#)

[7 Package includes](#)

[8 Documents / Resources](#)

[8.1 References](#)

[9 Related Posts](#)

SPECIFICATIONS

Supply Voltage:	10.8 – 15.2 V DC
Supply Current:	1.25 A max,
Power Save Mode:	15 mA max
Operating Temperature Range:	-22 °F to +140 °F
Ingress Protection Rating:	IP67
Power Input Connector:	EL-02 style, 4.5 mm pitch connector
Audio Input Connector:	3.5 mm mono
Input Cable Length:	6.5 ft
Speaker Size:	4 in
Housing Size (H x W x D):	5 1/8 in x 5 1/16 in x 4 1/2 in
Weight:	2.3 lbs

INSTALLATION

1. Choose a suitable location and surface for mounting the speaker. Keep in mind the cable will generally connect to the back of the radio and the supplied cable length is 6.5 feet.

CAUTION:

- a. Avoid mounting in direct sunlight or high-temperature areas.
 - b. Avoid mounting in areas that block air vents, including air conditioning or heating vents.
 - c. Avoid airbag deployment zones to ensure proper performance and to prevent injury.
2. Use the two to four supplied tapping screws to mount the speaker bracket to the mounting surface. The backside of the mounting surface to help secure the bracket.
 3. Route the input cable from the bracket location to the back of the radio.
 4. Connect the SPK200 audio input plug to the radio's 3.5mm external speaker jack.

POWERING THE SPEAKER

1. The SPK200 can be powered separately by connecting the supplied power cable to a 12V DC port in the vehicle.
OR
2. The supplied splice block can be used to power the SPK200 from the radio's power cord.
 - a. Disconnect the vehicle battery before attempting to splice into the radio's power cable.
 - b. The SPK200 power wiring should be fused with a 2A minimum to 5A maximum fuse. If the fuse in the radio's power cord is 5A, the additional 5A inline fuse in the SPK200 power cord is not necessary. If the fuse in the radio's power cord is larger than 5A, such as on the 40 – 50 Watt radios, the 5A inline fuse in the SPK200 power cord should be used. connected to the 2 in side. The radio and the SPK200 power cord should be connected to the 4 out side.Observe polarity while making connections.
 - d. Strip the ends of the wires to be spliced 0.4 inches.
 - e. Open the lever locks to the vertical position.
 - g. After all connections are made, reconnect the vehicle battery.

Note: The SPK200 may be connected to a switched or accessory circuit to turn the speaker off when not needed. Additionally, if no audio input is detected for 30 minutes, the SPK200 will enter a low power state to keep from draining the vehicle battery.
3. Mount the speaker to the mounting bracket with the two supplied mounting knobs. Pivot the speaker to your desired angle before tightening the knobs.
4. Turn on the radio and test the speaker. The radio's monitor function may be toggled on as a noise source.

Note: Connecting the external speaker will generally disconnect the internal radio speaker. Radios with multiple speaker selections such as the MXT275 and MXT575, need to have the base speaker enabled for the external speaker to function.

Figure 1 – 5W and 15W Radio Power Cord Splicing Example

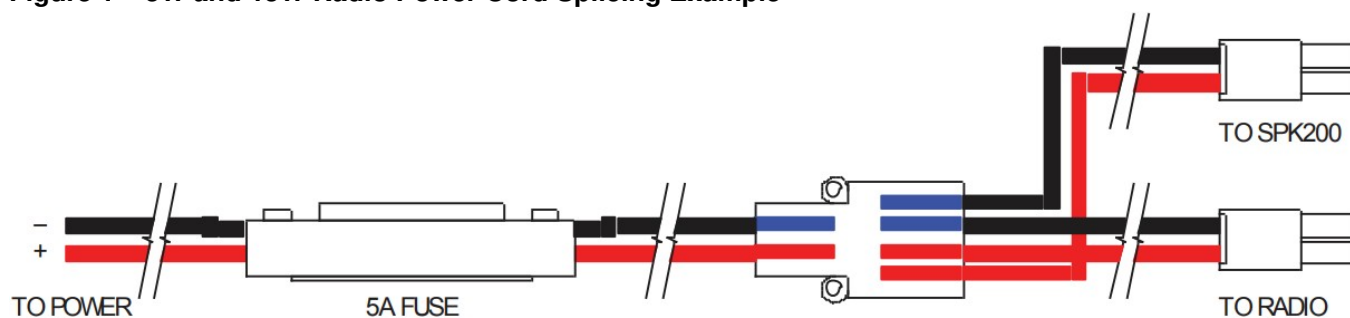
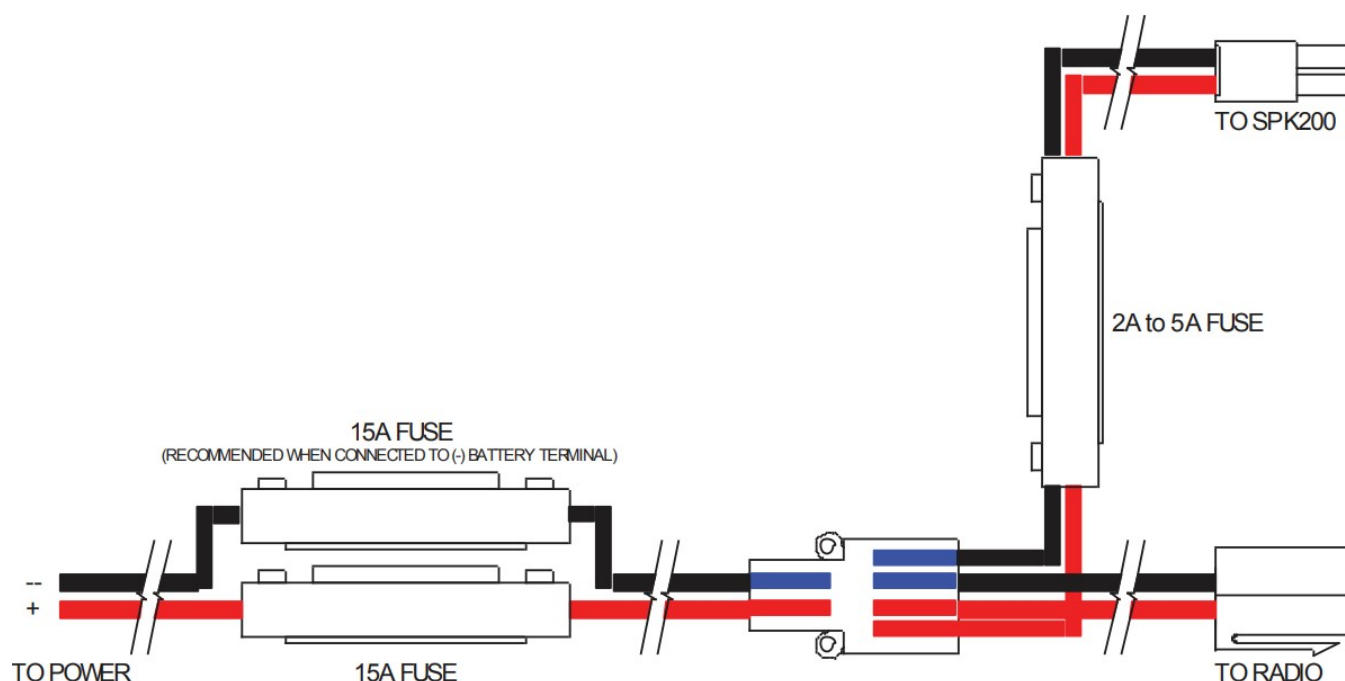


Figure 2 – 40W and 50W Radio Power Cord Splicing Example



OPERATION

9. In addition to being amplified, the SPK200 has a noise-canceling feature. Press the ANC button to toggle the ANC function from OFF to LOW, LOW to MID, MID to Hi. The higher levels of ANC add more noise suppression, but may add degradation to the voice audio.

10. The backlighting of the ANC button indicates the ANC mode selection.

ANC MODE	BACKLIGHT
OFF	None
LOW	Green
MID	Yellow
HI	Red

FCC STATEMENTS

- This device complies with part 15 of the FCC Rules. Operation is subject to the following two conditions:
 - (1) This device may not cause harmful interference. And
 - (2) This device must accept any interference received, including interference that may cause undesired operation.
- This equipment has been tested and found to comply with the limits for a Class B digital device, pursuant to part 15 of the FCC Rules. These limits are designed to provide reasonable protection against harmful interference in a residential installation. This equipment generates, uses and can radiate radio frequency energy and, if not installed and used in accordance with the instructions, may cause harmful interference to radio communications. However, there is no guarantee that interference will not occur in a particular installation. If this equipment does cause harmful interference to radio or television reception, which can be determined by turning the equipment off and on, the user is encouraged to try to correct the interference by one or more of the following measures:
 - Reorient or relocate the receiving antenna.

- Increase the separation between the equipment and receiver.
- Connect the equipment into an outlet on a circuit different from that to which the receiver is connected.
- Consult the dealer or an experienced radio/TV technician for help. user's authority to operate the equipment.

LIMITED WARRANTY (United States and Canada)

Subject to the exclusions set forth below, Midland Radio Corporation will repair or replace, at its option without charge, any Midland SPK200 which fails due to a defect in material or workmanship within One Year following the initial consumer purchase. This warranty does not apply to abuse or misuse of unauthorized date of purchase, including any charge cables, headsets, or batteries. This warranty does not include the cost of labor for removal or re-installation of the product in a vehicle or other mounting.

ANY IMPLIED WARRANTIES, INCLUDING, WITHOUT LIMITATION THE IMPLIED WARRANTIES OF MERCHANTABILITY AND FITNESS FOR A PARTICULAR PURPOSE, SHALL BE LIMITED AS SET FORTH HEREIN AND TO THE DURATION OF THE LIMITED WARRANTY., OTHERWISE THE REPAIR OR REPLACEMENT AS PROVIDED UNDER THIS EXPRESS LIMITED WARRANTY IS THE EXCLUSIVE REMEDY OF THE CONSUMER AND IS PROVIDED IN LIEU OF ALL OTHER WARRANTIES, EXPRESS OR IMPLIED. IN NO EVENT SHALL MIDLAND BE LIABLE, WHETHER IN CONTRACT OR TORT (INCLUDING BUT NOT LIMITED TO NEGLIGENCE, GROSS NEGLIGENCE, BODILY INJURY, PROPERTY DAMAGE AND DEATH) FOR DAMAGES IN EXCESS OF THE PURCHASE PRICE OF THE PRODUCT OR ACCESSORY, OR FOR ANY INDIRECT, INCIDENTAL, SPECIAL OR CONSEQUENTIAL DAMAGES OF ANY KIND, OR LOSS OF REVENUE OR PROFITS, LOSS OF BUSINESS, LOSS OF INFORMATION OR DATA OR OTHER FINANCIAL LOSS ARISING OUT OF OR IN CONNECTION WITH THE ABILITY OR INABILITY TO USE THE PRODUCTS OR ACCESSORIES TO THE FULL EXTENT THESE DAMAGES MAY BE DISCLAIMED BY LAW.

This warranty gives you specific legal rights and you may also have other rights, which vary from state to state.

To register your product for a warranty claim, please visit <https://midlandusa.com/apps/product-registration> and contact Customer Experience at support@midlandradio.com for any additional assistance.

For Product Purchased in the USA: Performance of any obligation under this warranty may be obtained by returning the warranted product, prepaid freight, along with proof of purchase to:

Midland Radio Corporation Warranty Service Department 5900 Parretta Drive Kansas City, MO 64120

For Product Purchased in Canada: Performance of any obligation under this warranty may be obtained by returning the warranted product, along with proof of purchase, to your place of purchase in Canada. within Canada.

Note: The above warranty applies only to merchandise purchased in the United States of America or any of the territories or possessions thereof, or from a U.S. Military exchange.

Midland Radio's external speakers are bringing crisp, clear communication to the roughest of environments. These speakers are IP67 waterproof and packed with features sure to transform two-way radio communication, ensuring you never miss a message.

SPK100 EXTERNAL SPEAKER

HEAVY-DUTY, HIGH-PERFORMANCE MOBILE SPEAKER

- Heavy-duty design
- Waterproof (IP67)
- 20-Watt max with quality audio
- 180 degree mounting bracket
- 3.5mm audio plug connects easily to most radios
- 1 year warranty



SPK200 EXTERNAL SPEAKER

HEAVY-DUTY, HIGH-PERFORMANCE MOBILE SPEAKER WITH ANC FUNCTIONALITY• Heavy-duty design

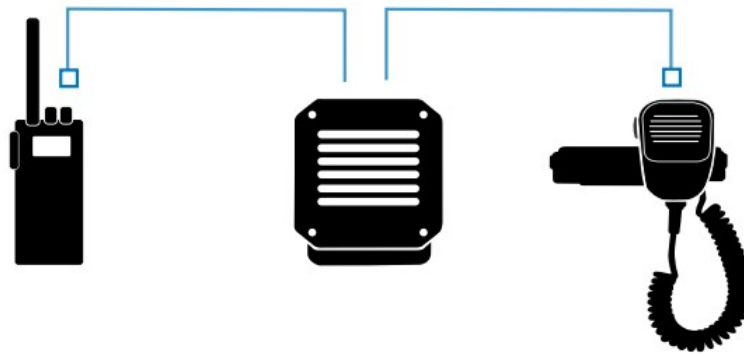
- 20-Watt max with quality audio
- Noise canceling functionality removes unwanted background noise during communication
- Waterproof (IP67)
- 180 degree mounting bracket
- 3.5mm audio plug connects easily to most radios
- 1 year warranty





	SPK100	SPK200
Name	20W External Speaker	20W Amplified External Speaker
Watts	20 Watts	20 Watts
OHM	8- OHM	8- OHM
Noise Cancellation	No	Yes
Waterproof	Yes	Yes
Mount / Install	180 degrees swivel base bracket 6.5ft Cable – 3.5mm plug	180 degrees swivel base bracket 6.5ft Cable – 3.5mm plug optional power connection to radio
Compatibility	Works with all CB and MXT radios	Works with all CB and MXT radios





SPK100 Specs

UPC Code	046014-18701-6
GTIN	1.0046E+13
Master Carton Quantity	6

Package includes

- Heavy-duty speaker
- Mounting screws
- Bracket
- Thumb screws

SPK200 Specs

UPC Code	046014-18702-3
GTIN	1.0046E+13
Master Carton Quantity	6

Package includes

- Heavy-duty speaker
- Mounting screws
- Bracket
- Thumb screws
- 12V power cord and splice block

© Midland Radio Corporation. 5900 Parretta Drive, Kansas City, MO 64120. Ph (816) 241-8500 – Fax (816) 241-5713

Weather and other hazard information brought to you by the National Oceanic and Atmospheric Administration and Environment Canada.

Features and specifications are subject to change without notice.

For more information about our products and accessories, visit our website at midlandusa.com




WARNING: Cancer and Reproductive Harm – www.P65Warnings.ca.gov



Midland Radio Corporation
Kansas City, Missouri 64120
Phone: (816) 241-8500
Fax: (816) 241-5713
E-mail: mail@midlandradio.com
midlandusa.com

Documents / Resources

	Midland SPK200 Amplified 20 Watt External Speaker [pdf] Owner's Manual SPK200 Amplified 20 Watt External Speaker, SPK200, Amplified 20 Watt External Speaker, 20 Watt External Speaker, External Speaker, Speaker
------------------------------------------------------------------------------------	--------------------------------------------------------------------------------------------------------------------------------------------------------------------------------------------------------------------------------------

References

- [▲ Midland Radio | Two Way Radios and Weather Radios](#)
- [🌐 P65Warnings.ca.gov](#)
- [▲ Midland Radio](#)
- [User Manual](#)