



# Midland BTMINITWIN BT Mini Bluetooth Intercom Instruction Manual

[Home](#) » [MIDLAND](#) » Midland BTMINITWIN BT Mini Bluetooth Intercom Instruction Manual 



## INSTALLATION BT MINI PREMIUM ESSENTIAL INTERCOM



## Contents

### 1 SPEAKERS

### 2 MOUNTING KIT

### 3 MICROPHONES

### 4 LOCK/UNLOCK

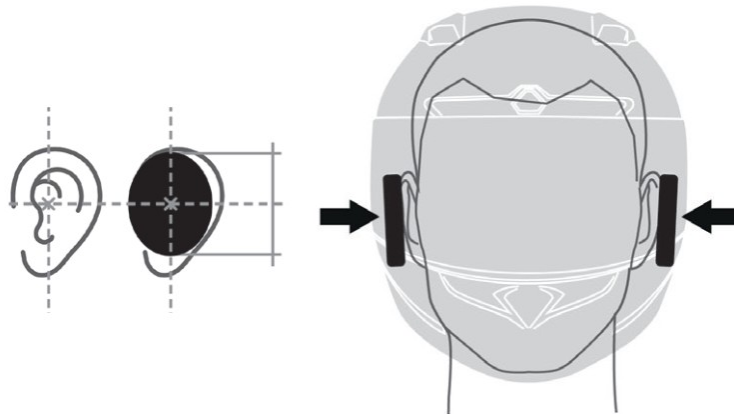
### 5 Documents / Resources

#### 5.1 References

## SPEAKERS

The speakers' positioning is the most important point of the installation procedure.

**Attention:** for the best sound clarity it is very important to place the speakers in correspondance with the centre of your ears and as close as possible (the speakers must almost touch your ears). In case of need, you can use some spacers to better fit the speakers closer to your ears. The space designed for the speakers inside the helmets could not be the best location for you. So please be sure to fix speakers properly according to your needs.



## MOUNTING KIT

Find a good position on the left side of your helmet where to apply the 3M VHB adhesive support.

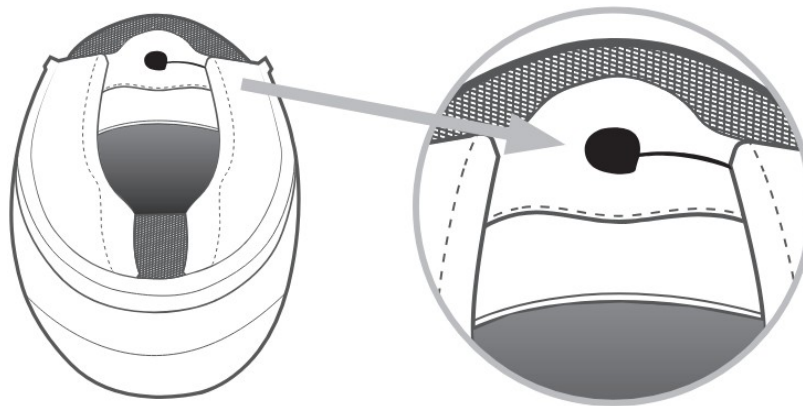
- Be sure that this area is quite clean.
- Fold the two tabs of the adhesive mount, so that it fits properly to the curved surface of your helmet.
- Remove the protective foil of the adhesive mount and apply it onto the helmet by pressing for about 20 seconds.



## MICROPHONES

**Closed helmets:** place the wired microphone in front of your mouth.

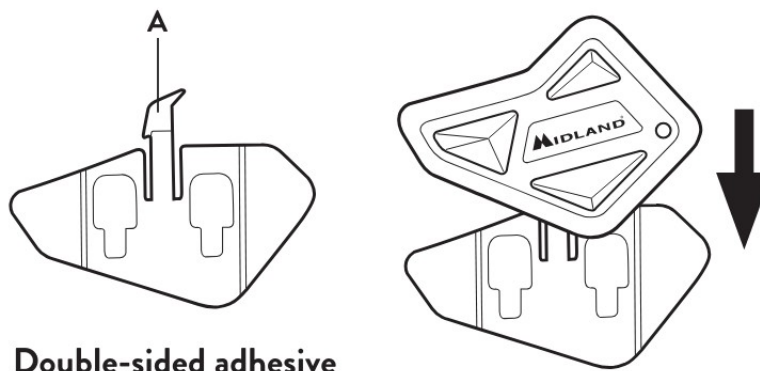
**Jet helmets:** fix the boom mike on the left side and keep the sponge as close as possible to your mouth (white symbol in front of your mouth).



## LOCK/UNLOCK

The BT Mini can be easily fitted onto the helmet by sliding it downwards into the slot of the adhesive Mount. Insert the audio kit connector into the BT Mini plug, making sure it is plugged-in completely.

To detach BT Mini simply press the fixing clip (A) and push the unit upwards.




Double-sided adhesive

**MIDLAND®**

---

## Documents / Resources

	<a href="#">Midland BTMINITWIN BT Mini Bluetooth Intercom</a> [pdf] Instruction Manual BTMINITWIN BT Mini Bluetooth Intercom, BTMINITWIN, BT Mini Bluetooth Intercom, Mini Bluetooth Intercom, Bluetooth Intercom, Intercom
---	--

## References

- [User Manual](#)

[Manuals+](#), [Privacy Policy](#)

This website is an independent publication and is neither affiliated with nor endorsed by any of the trademark owners. The "Bluetooth®" word mark and logos are registered trademarks owned by Bluetooth SIG, Inc. The "Wi-Fi®" word mark and logos are registered trademarks owned by the Wi-Fi Alliance. Any use of these marks on this website does not imply any affiliation with or endorsement.