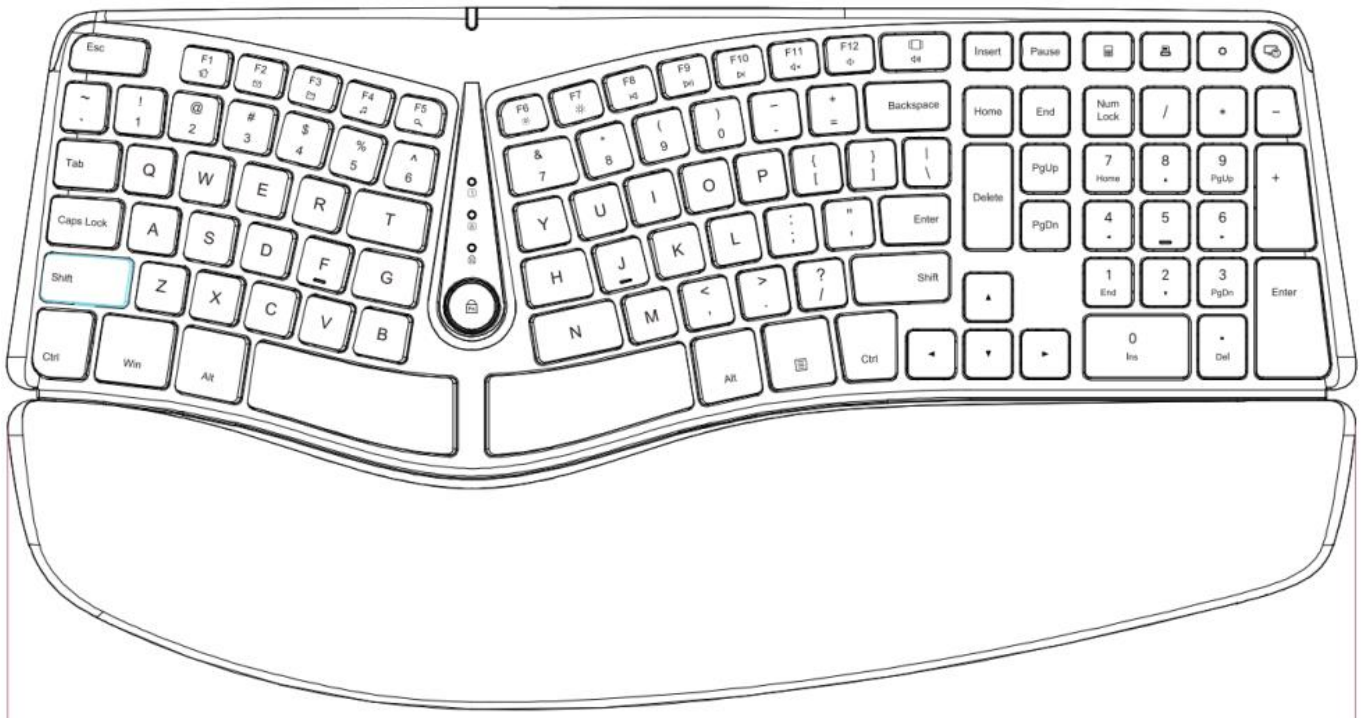




Microsoft KB025 Ergonomic USB-A Keyboard User Manual

[Home](#) » [Microsoft](#) » Microsoft KB025 Ergonomic USB-A Keyboard User Manual 



ERGONOMIC USB-A WIRED KEYBOARD WITH PALM REST FOR MAC, ANDROID, AND WINDOWS

Thank you for choosing this Ergonomic wired keyboard, please read the manual clearly when you use this.

Contents

[1 Safety Instructions](#)

[2 Packing Contents](#)

[3 Features:](#)

[4 Keyboard main specification](#)

[5 Function Keys](#)

[6 Warranty Period](#)

[7 Documents / Resources](#)

[8 Related Posts](#)

Safety Instructions

Please read the following carefully before using this product. Incorrect use of this product may result in reduced performance, permanent damage, and void warranty:

1. Do not place this product near a heat source.
2. Operating temperature of 5°C to 50°C. Storage temperature of -20°C to 60°C.
3. Do not place this product near moisture or liquids.
4. Operate and store at a humidity of 10% to 85% (non-condensing)
5. Do not place heavy objects on this product.
6. Do not drop this product.
7. Do not dispose of this product in the garbage. Take it to your local recycling center.

Packing Contents

- Keyboard
- User Manual

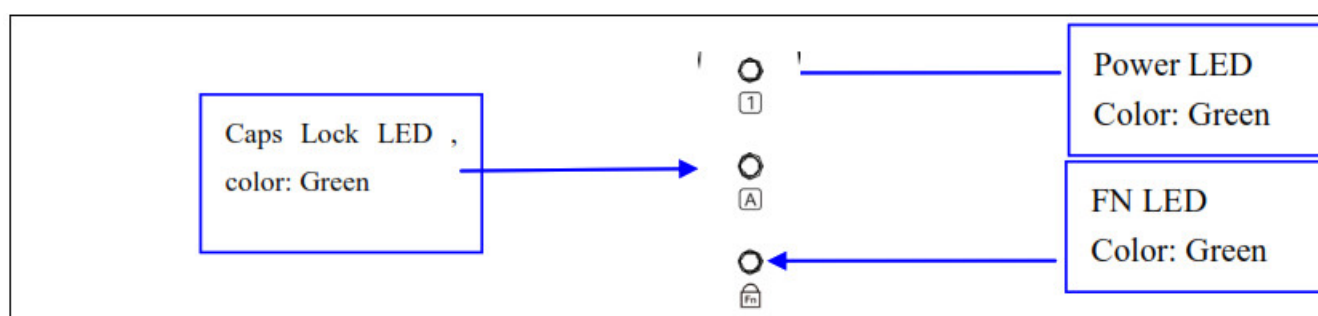
Features:

- Ergonomic design, comfortable to use
- USB-A wired keyboard with palm rest
- Compact 3-zone keyboard

Keyboard main specification

Compatibility	Windows/ Mac OS/ Android
Connection	USB-A wired
Keyboard Dimensions	449.5*233.9*47.8mm
Weight	860.8g ±5g
Operating Voltage	4.5V-5V
Working current	≤50mA
Working current (Turn on all indicators)	≤55mA (Connect two HUB≤120mA)
Sleep current	≤1mA

Indicator LED Light



Function Keys

Icon	MAC OS	Android	Windows	Icon	MAC OS	Android	Windows
	N/A	HOME	Web page		N/A	Email	Email
	File manager	N/A	File manager		N/A	N/A	Music
	N/A	Search	Search		Brightness -	Brightness -	Brightness -
	Brightness +	Brightness +	Brightness +		Previous track	Previous track	Previous track
	Play/pause	Play/pause	Play/pause		Next track	Next track	Next track
	Mute	Mute	Mute		Volume down	Volume down	Volume down
	Volume up	Volume up	Volume up		N/A	N/A	APP switch
	N/A	N/A	Calculator		N/A	N/A	Printer
	N/A	N/A	Setting		N/A	N/A	Lock screen
	Switch between shortcut and F1-F12 key modes						

Note:

F1-F12 key mode is the standard model of this keyboard

Press Fn lock key to switch to shortcut key mode. Fn lock LED will turn on. When you want to switch back to F1-F12 key mode, press the Fn lock key, Fn lock LED will turn off. Please note that when you start/restart your computer or simply unplug the keyboard from your computer, the top row keys will automatically restore to the F1-F12 function key mode.

Warranty Period

Thanks for your trust and purchasing our product. We will provide 12 months of free warranty service based on the product's own quality problem, but not be in charge of the manual accidents.

NOTE: This equipment has been tested and found to comply with the limits for a Class B digital device, pursuant to part 15 of the FCC Rules. These limits are designed to provide reasonable protection against harmful interference in a residential installation. This equipment generates uses and can radiate radio frequency energy and, if not installed and used in accordance with the instructions, may cause harmful interference to radio communications. However, there is no guarantee that interference will not occur in a particular installation. If this equipment does cause harmful interference to radio or television reception, which can be determined by turning the equipment off and on, the user is encouraged to try to correct the interference by one or more of the following measures:


- Reorient or relocate the receiving antenna.
- Increase the separation between the equipment and receiver.
- Connect the equipment into an outlet on a circuit different from that to which the receiver is connected.
- Consult the dealer or an experienced radio/TV technician for help

Changes or modifications not expressly approved by the party responsible for compliance could void the user's authority to operate the equipment.

This device complies with Part 15 of the FCC Rules. Operation is subject to the following two conditions:

1. this device may not cause harmful interference, and
2. this device must accept any interference received, including interference that may cause undesired operation.

Documents / Resources

	<p>Microsoft KB025 Ergonomic USB-A Keyboard [pdf] User Manual HW308, 2AKHJ-HW308, 2AKHJHW308, KB025 Ergonomic USB-A Keyboard</p>
---	--