




# Microsoft C3K1954 Bluetooth keyboard User Manual

[Home](#) » [Microsoft](#) » Microsoft C3K1954 Bluetooth keyboard User Manual 

## Contents

- [1 Microsoft C3K1954 Bluetooth keyboard](#)
- [2 Swift Pair](#)
- [3 Pairing manually](#)
- [4 Pair up to 3 devices](#)
- [5 Stay healthy](#)
- [6 Special keys and customizations](#)
- [7 Documents / Resources](#)
  - [7.1 References](#)
- [8 Related Posts](#)



## Microsoft C3K1954 Bluetooth keyboard



### Swift Pair


When you first turn on the keyboard, it will go into pairing mode. For PCs that support Swift Pair<sup>1</sup>, a notification will pop up in the lower right corner saying that your keyboard has been found. Select Connect.

### Pairing manually

1. Press and hold the pair key for 3 seconds. The light will blink when it's ready to pair.

2. Open the Windows 10 Start menu, then select Settings > Devices > Bluetooth & other devices > Add Bluetooth or other device > Bluetooth.

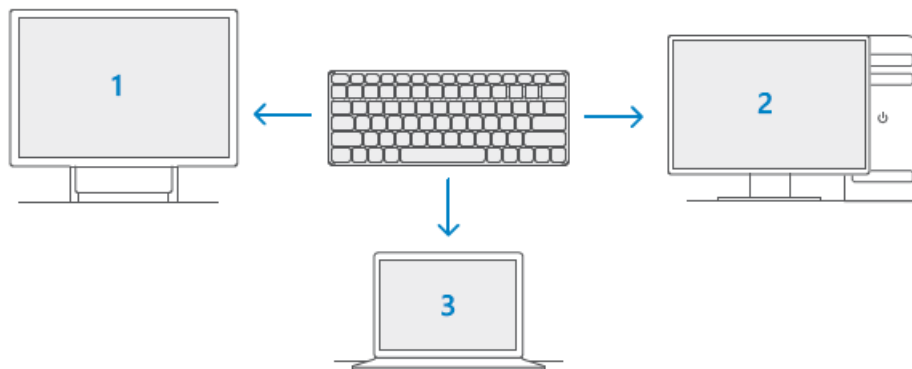
Select Designer Compact Keyboard.



Swift Pair is available on Windows 10 with the latest updates. For information about how to install the latest updates to Windows 10, visit [aka.ms/updatewindows](https://aka.ms/updatewindows).

## Pair up to 3 devices

The lights on the pair key indicate which device is active. Press the pair key quickly to select a different device. Repeat the pairing steps from the previous page for each device.



## Stay healthy

Important safety information for your keyboard, including information about musculoskeletal disorders (MSDs), is available at [aka.ms/KeyboardSafety](https://aka.ms/KeyboardSafety).

## Special keys and customizations



The Expressive Input key can be used to quickly insert emojis, symbols, and more.<sup>1</sup>




The Snipping key allows you to quickly take a rectangular, freeform, or full-screen clipping that can easily be shared.<sup>1</sup>

To customize hot keys, install the Microsoft Mouse and Keyboard Center **2** at [aka.ms/MouseAndKeyboard](https://aka.ms/MouseAndKeyboard).

1. Only compatible with Windows 10 with the latest updates.
2. Microsoft Mouse and Keyboard Center is not compatible with Windows 10 in S mode.

[support.microsoft.com](https://support.microsoft.com)

## Documents / Resources



[Microsoft C3K1954 Bluetooth keyboard](#) [pdf] User Manual  
C3K1954 Bluetooth keyboard, Bluetooth keyboard

## References

- [Product safety warnings and instructions](#)
- [Mouse and Keyboard Center download](#)
- [Update Windows](#)
- [Microsoft Support](#)
- [PC accessories help & learning](#)