



MICROCHIP WINCS02PC Module User Manual

[Home](#) » [MICROCHIP](#) » MICROCHIP WINCS02PC Module User Manual 

Contents

- [1 MICROCHIP WINCS02PC Module](#)
- [2 Specifications](#)
- [3 Product Usage Instructions](#)
- [4 MICROCHIP WINCS02PC ModuleAppendix A:](#)
- [5 Appendix A: Regulatory Approval](#)
- [6 European Compliance Information](#)
- [7 FAQ](#)
- [8 Documents / Resources](#)
 - [8.1 References](#)



MICROCHIP WINCS02PC Module



Specifications

- **Model:** WINCS02IC and WINCS02 Family
- **Regulatory Approval:** FCC Part 15
- **RF Exposure Compliance:** FCC Guidelines
- **Operating Range:** 20 cm away from the human body

Product Usage Instructions

MICROCHIP WINCS02PC ModuleAppendix A:

Regulatory Approval:

The WINCS02IC and WINCS02 Family modules are required to comply with FCC Part 15 regulations for operation within the United States. Users must adhere to the instructions provided by the Grantee to ensure compliance with installation and operating conditions.

Labeling and User Information Requirements:

The modules are labeled with their FCC ID number. If the FCC ID is not visible when the module is installed in a device, the exterior of the finished product must display a label referring to the enclosed module. The label must include:

- For WINCS02PC/PE module: Contains Transmitter Module FCC ID: 2ADHKWIXCS02
- For WINCS02UC/UE module: Contains Transmitter Module FCC ID: 2ADHKWIXCS02U

The user manual of the finished product must include specific labeling and user information requirements as detailed in KDB Publication 784748 available at the FCC Office of Engineering and Technology.

RF Exposure:

All WINCS02IC and WINCS02 Family modules must comply with FCC RF exposure requirements. Installation into mobile or host platforms should be at least 20 cm away from the human body. Users should refer to KDB 447498 for guidance on RF exposure compliance.

Appendix A: Regulatory Approval

- The WINCS02PC module has received regulatory approval for the following countries:
 - **United States/FCC ID:**
 - 2ADHKWIXCS02
 - **Canada/ISED:**
 - IC: 20266-WIXCS02
 - HVIN: WINCS02PC
 - PMN: Wireless MCU Module with IEEE@802.11 b/g/n
 - Europe/CE
- The WINCS02PE module has received regulatory approval for the following countries:
 - **United States/FCC ID:**
 - 2ADHKWIXCS02
 - **Canada/ISED:**
 - IC: 20266-WIXCS02
 - HVIN: WINCS02PE

- PMN: Wireless MCU Module with IEEE@802.11 b/g/n
- Europe/CE
- The WINCS02UC module has received regulatory approval for the following countries:
- United States/FCC ID: 2ADHKWIXCS02U

- **Canada/ISED:**

- IC: 20266-WIXCS02U
- HVIN: WINCS02UC
- PMN: Wireless MCU Module with IEEE@802.11 b/g/n
- Europe/CE
- The WINCS02UE module has received regulatory approval for the following countries:
- United States/FCC ID: 2ADHKWIXCS02U

- **Canada/ISED:**

- IC: 20266-WIXCS02U
- HVIN: WINCS02UE
- PMN:W

United States

The WINCS02PC/WINCS02PE/WINCS02UC/WINCS02UE modules have received Federal Communications Commission (FCC) CFR47 Telecommunications, Part 15 Subpart C “Intentional Radiators” single-modular approval by Part 15.212 Modular Transmitter approval. Single-modular transmitter approval is defined as a complete RF transmission sub-assembly, designed to be incorporated into another device, that must demonstrate compliance with FCC rules and policies independent of any host. A transmitter with a modular grant can be installed in different end-use products (referred to as a host, host product, or host device) by the grantee or other equipment manufacturer, then the host product may not require additional testing or equipment authorization for the transmitter function provided by that specific module or limited module device. The user must comply with all of the instructions provided by the Grantee, which indicate installation and/or operating conditions necessary for compliance. A host product itself is required to comply with all other applicable FCC equipment authorization regulations, requirements, and equipment functions that are not associated with the transmitter module portion. For example, compliance must be demonstrated: to regulations for other transmitter components within a host product; to requirements for unintentional radiators (Part 15 Subpart B), such as digital devices, computer peripherals, radio receivers, etc.; and additional authorization requirements for the non-transmitter functions on the transmitter module (i.e., Suppliers Declaration of Conformity (SDoC) or certification) as appropriate (e.g., Bluetooth and Wi-Fi transmitter modules may also contain digital logic functions).

Labeling and User Information Requirements

The WINCS02PC/WINCS02PE/WINCS02UC/WINCS02UE modules have been labeled with their own FCC ID number, and if the FCC ID is not visible when the module is installed inside another device, then the outside of the finished product into which the module is installed must display a label referring to the enclosed module. This exterior label must use the following wording:

For the WINCS02PC/PE module

- Contains Transmitter Module FCC ID: 2ADHKWIXCS02 for the winsuzUd/ut module
- Contains FCC ID: 2ADHKWIXCS02 This device complies with Part 15 of the FCC Rules. Operation is subject to the following two conditions:
- this device may not cause harmful interference, and
- this device must accept any interference received, including interference that may cause undesired operation.

For the WINCS02UC/UE module

- Contains Transmitter Module FCC ID: 2ADHKWIXCS02U
- Contains FCC ID: 2ADHKWIXCS02U

This device complies with Part 15 of the FCC Rules. Operation is subject to the following two conditions:

- This device may not cause harmful interference, and
- This device must accept any interference received, including interference that may cause undesired operation.

The user's manual for the finished product must include the following statement:

This equipment has been tested and found to comply with the limits for a Class B digital device, under part 15 of the FCC Rules. These limits are designed to provide reasonable protection against harmful interference in a residential installation. This equipment generates, uses, and can radiate radio frequency energy, and if not installed and used by the instructions, may cause harmful interference to radio communications. However, there is no guarantee that interference will not occur in a particular installation. If this equipment does cause harmful interference to radio or television reception, which can be determined by turning the equipment off and on, the user is encouraged to try to correct the interference by one or more of the following measures:

- Reorient or relocate the receiving antenna
 - Increase the separation between the equipment and the receiver
 - Connect the equipment to an outlet on a circuit different from that to which the receiver is connected
 - Consult the dealer or an experienced radio/TV technician for help
- Additional information on labeling and user information requirements for Part 15 devices can be found in KDB Publication 784748, which is available at the FCC Office of Engineering and Technology (OET) Laboratory Division Knowledge Database (KDB)

apps.fcc.gov/oetcf/kdb/index.cfm.

RF Exposure

All transmitters regulated by the FCC must comply with RF exposure requirements. KDB 447498 General RF Exposure Guidelines in determining whether proposed or existing transmitting facilities, operations, or devices comply with limits for human exposure to Radio Frequency (RF) fields adopted by the Federal Communications Commission (FCC). It must be installed by the OEM. This restriction is restricted for use with the specific antennas tested in this application for Certification and must not be co-located or operating in conjunction with any other antenna or transmitters within a host device, except by FCC multi-transmitter product procedures. WINCS02PC/WINCS02PE/WINCS02UC/WINCS02UE: These modules are approved for installation into mobile and/or host platforms at least 20 cm away from the human body.

Approved Antenna Types

To maintain modular approval in the United States, only the antenna types that have been tested shall be used. It is permissible to use a different antenna, provided the same antenna type, antenna gain (equal to or less than), with similar in-band and out-of-band characteristics (refer to the specification sheet for cutoff frequencies).

- For the WINCS02PC/PE, the approval is received using the integral PCB antenna.
- For the WINCS02UC/UE, approved antennas are listed in the WINCS02 Module Approved External Antenna.

Helpful Web Sites

- Federal Communications Commission (FCC): www.fcc.gov.
- FCC Office of Engineering and Technology (OET) Laboratory Division Knowledge Database (KDB) apps.fcc.gov/oetcf/kdb/index.cfm.

Canada

The WINCS02PC/WINCS02PE/WINCS02UC/WINCS02UE modules have been certified for use in Canada under Innovation, Science and Economic Development Canada (ISED, formerly Industry Canada) Radio Standards Procedure (RSP) RSP-100, Radio Standards Specification (RSS) RSS-Gen and RSS-247. Modular approval permits the installation of a module in a host device without the need to recertify the device.

Labeling and User Information Requirements

Labeling Requirements (from RSP-100 – Issue 12, Section 5): The host product shall be properly labeled to identify the module within the host device. The Innovation, Science and Economic Development Canada certification label of a module shall be visible at all times when installed in the host device; otherwise, the host product must be labeled to display the Innovation, Science and Economic Development Canada certification number of the module, preceded by the word “Contains” or similar wording expressing the same meaning, as follows:

- For the WINCS02PC/WINCS02PE module **Contains IC: 20266-WIXCS02**
- For the WINCS02UC/WINCS02UE module **Contains IC: 20266-WIXCS02U**

User Manual Notice for License-Exempt Radio Apparatus (from Section 8.4 RSS-Gen, Issue 5, February 2021): User manuals for license-exempt radio apparatus shall contain the following or equivalent notice in a conspicuous location in the user manual or on the device or both:

This device contains license-exempt transmitter(s)/receiver(s) that comply with Innovation, Science and Economic Development Canada’s license-exempt RSS(s). Operation is subject to the following two conditions:

- This device may not cause interference;
- This device must accept any interference, including interference that may cause undesired operation of the device.
- L’émetteur/récepteur exempt de licence contenu dans le présent appareil est conforme aux CNR d’Innovation, Sciences et Développement économique Canada applicables aux appareils radio exempts de licence. L’exploitation est autorisée aux deux conditions suivantes:
 - L’appareil ne doit pas produire de brouillage;
 - L’appareil doit accepter tout brouillage radioélectrique subi, même si le brouillage est susceptible d’en compromettre le fonctionnement.

Transmitter Antenna (From Section 6.8 RSS-GEN, Issue 5, February 2021): User manuals, for transmitters shall display the following notice in a conspicuous location: This radio transmitter IC: 20266-20266-WIXCS02 and IC: 20266-20266-WIXCS02U have been approved by Innovation, Science and Economic Development Canada to operate with the antenna types listed below, with the maximum permissible gain indicated. Antenna types not included in this list that have a gain greater than the maximum gain indicated for any type listed are strictly prohibited for use with this device. Le présent émetteur radio IC: 20266-20266-WIXCS02 and IC: 20266-20266-WIXCS02U a été approuvé par Innovation, Sciences et Développement économique Canada pour fonctionner avec les types d’antenne énumérés cidessous et ayant un gain admissible maximal. Les types d’antenne non inclus dans cette liste, et dont le gain est supérieur au gain maximal indiqué pour tout type figurant sur la liste, sont strictement interdits pour l’exploitation de l’appareil. Immediately following the above notice, the manufacturer shall provide a list of all antenna types approved for use with the transmitter, indicating the maximum permissible antenna gain (in dBi) and required impedance for each.

• RF Exposure

All transmitters regulated by Innovation, Science and Economic Development Canada (ISED) must comply with RF exposure requirements listed in RSS-102 – Radio Frequency (RF) Exposure Compliance of Radio communication Apparatus (All Frequency Bands).

This transmitter is restricted for use with a specific antenna tested in this application for certification, and must not be co-located or operating in conjunction with any other antenna or transmitters within a host device, except by Canada multi-transmitter product procedures. WINCS02PC/WINCS02PE/WINCS02UC/WINCS02UE: The devices operate at an output power level that is within the ISED SAR test exemption limits at any user distance greater than 20 cm.

• **Exposition aux RF**

Tous les émetteurs réglementés par Innovation, Sciences et Développement économique Canada (ISDE) doivent se conformer à l'exposition aux RF. exigences énumérées dans RSS-102 – Conformité à l'exposition aux radiofréquences (RF) des appareils de radiocommunication (toutes les bandes de fréquences). Cet émetteur est limité à une utilisation avec une antenne spécifique testée dans cette application pour la certification, et ne doit pas être colocalisé ou fonctionner conjointement avec une autre antenne ou émetteur au sein d'un appareil hôte, sauf conformément avec les procédures canadiennes relatives aux produits multi-transmetteurs. Les appareils fonctionnent à un niveau de puissance de sortie qui se situe dans les limites du DAS ISED. tester les limites d'exemption à toute distance d'utilisateur supérieure à 20 cm.

• **Approved Antenna Types**

For the WINCS02PC/PE, the approval is received using the integral PCB antenna.
For the WINCS02UC/UE, approved antennas are listed in the WINCS02 Module Approved External Antenna.

• **Helpful Web Sites**

Innovation, Science and Economic Development Canada (ISED): www.ic.gc.ca/.

• **Europe**

The WINCS02PC/WINCS02PE/WINCS02UC/WINCSO2UE modules are a Radio Equipment Directive (RED) assessed radio module that is CE marked and has been manufactured and tested to be integrated into a final product. The WINCS02PC/WINCS02PE/WINCS02UC/WINCS02UE modules have been tested to RED 2014/53/EU Essential Requirements mentioned in the following European Compliance table.

European Compliance Information

Certification	Standard	Article
Safety	EN 62368	3.1a
Health	EN 62311	
EMC	EN 301 489-1	3.1b
	EN 301 489-17	
Radio	EN 300 328	3.2

The ETSI provides guidance on modular devices in the “Guide to the application of harmonized standards covering articles 3.1b and 3.2 of the RED 2014/53/EU (RED) to multi-radio and combined radio and non-radio equipment” document available at <http://www.etsi.org/deliver/etsiieg/203300203399/203367/01.01.0160/eg203367v010101p.pdf>.

Note:

To maintain conformance to the standards listed in the preceding European Compliance table, the module shall be installed baccording tothe installation instructions in this data sheet and shall not be modified. When integrating a radio module into a completed product, the integrator becomes the manufacturer of the final product and is therefore responsible for demonstrating compliance of the final product with the essential requirements against the RED.

Labeling and User Information Requirements

The label on the final product that contains the WINCS02PC/WINCS02PE/WINCS02UC/WINCS02UE modules must follow CE marking requirements.

Conformity Assessment

From ETSI Guidance Note EG 203367, section 6.1, when non-radio products are combined with a radio product: If the manufacturer of the combined equipment installs the radio product in a host non-radio product in equivalent assessment conditions (i.e. host equivalent to the one used for the assessment of the radio product) and according to the installation instructions for the radio product, then no additional assessment of the combined equipment against article 3.2 of the RED is required.

Simplified EU Declaration of Conformity

Hereby, Microchip Technology Inc. declares that the radio equipment type WINCS02PC/WINCS02PE/WINCS02UC/WINCS02UE modules comply with Directive 2014/53/EU. The full text of the EU declaration of conformity, for this product, is available at www.microchip.com/design-centers/wireless-connectivity/.

Approved Antenna Types

For the WINCS02PC/PE, the approval is received using the integral PCB antenna.

For the WINCS02UC/UE, approved antennas are listed in the WINCS02 Module Approved External Antennal

Helpful Websites

A document that can be used as a starting point in understanding the use of short-range Devices (SRD) in Europe is the European Radio Communications Committee (ERC) Recommendation 70-03 E, which can be downloaded from the European Communications Committee (ECC) at:

<http://www.ecodocdb.dk/>.

Additional helpful websites are:

- Radio Equipment Directive (2014/53/EU): https://ec.europa.eu/growth/single-market/european-standards/harmonised-standards/red_en
- European Conference of Postal and Telecommunications Administrations (CEPT): <http://www.cept.org>
- European Telecommunications Standards Institute (ETSI): <http://www.etsi.org>
- The Radio Equipment Directive Compliance Association (REDCA): <http://www.redca.eu/>

UKCA (UK Conformity Assessed)

The WINCS02PC/WINCS02PE/WINCS02UC/WINCS02UE module is a UK conformity-assessed radio module that meets all the essential requirements according to CE RED requirements.

Labeling Requirements for Module and User's Requirements

The label on the final product that contains the WINCS02PC/WINCS02PE/WINCS02UC/WINCS02UE module must follow UKCA marking requirements. The UKCA mark above is printed on the module itself or the packing label. Additional details for the label requirement are available at: <https://www.gov.uk/guidance/using-the-ukca-marking#check-whether-you-need-to-use-the-newukca-marking>.


UKCA Declaration of Conformity

Hereby, Microchip Technology Inc. declares that the radio equipment type the WINCS02PC/WINCS02PE/WINCS02UC/WINCS02UE modules comply with the Radio Equipment Regulations 2017. The full text of the UKCA declaration of conformity for this product is available (under Documents > Certifications) at: www.microchip.com/en-us/product/WINCS02.










FAQ

- **Q: What should I do if the FCC ID is not visible after installing the module?**
A: If the FCC ID is not visible, ensure that the exterior of the finished product displays a label referencing the enclosed module with the appropriate wording as specified in the user manual.
- **Q: Where can I find more information on RF exposure compliance?**
A: Refer to KDB 447498 General RF Exposure Guidance for guidance on determining compliance with RF exposure limits set by the FCC.

Documents / Resources

	<p>MICROCHIP WINCS02PC Module [pdf] User Manual WINCS02PC, WINCS02PE, WINCS02UC, WINCS02UE, WINCS02PC Module, WINCS02PC, Module</p>
---	---

References

-  [CeptNew](#)
-  [ETSI - Welcome to the World of Standards!](#)
-  [ETSI - Welcome to the World of Standards!](#)
-  [www.etsi.org - /deliver/etsi_eg/](#)
-  [Empowering Innovation | Microchip Technology](#)
-  [REDCA Home](#)
-  [OET Knowledge Database \(KDB\)](#)
-  [CeptNew](#)
-  [Empowering Innovation | Microchip Technology](#)
- [User Manual](#)

[Manuals+](#), [Privacy Policy](#)

This website is an independent publication and is neither affiliated with nor endorsed by any of the trademark owners. The "Bluetooth®" word mark and logos are registered trademarks owned by Bluetooth SIG, Inc. The "Wi-Fi®" word mark and logos are registered trademarks owned by the Wi-Fi Alliance. Any use of these marks on this website does not imply any affiliation with or endorsement.