



# MIBOXER LS2 5 IN 1 Smart LED Controller User Manual

[Home](#) » [MiBOXER](#) » MIBOXER LS2 5 IN 1 Smart LED Controller User Manual

## MIBOXER LS2 5 IN 1 Smart LED Controller User Manual

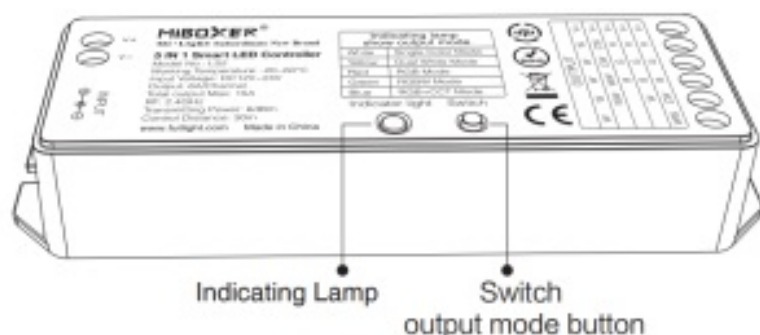


## Contents [ [hide](#)

- [1 Introduction](#)
- [2 Remote Controller](#)
- [3 Technical Data](#)
- [4 Signal transmitting](#)
- [5 Modes synchronization](#)
- [6 Dynamic Mode Sheet](#)
- [7 Controller connect to LED strip diagram](#)
- [8 Documents / Resources](#)
- [9 Related Posts](#)

## Introduction

5 in 1 (Single Color&CCT&RGB&RGBW&RGB+CCT) smart strip controller is our newly developed high-end LED controller controlled by wireless remote controller, also with smart phone control and 4G long distance control (2.4GHz gateway is needed). The controller has auto-transmitting and auto-synchronizing function and with brightness, CCT, RGB, RGBW and RGB+CCT output mode. This controller adopt the widely used 2.4GHz wireless technology with the features of low power consumption, long signal transmitting and strong anti-interference,etc. One compatible remote control many controllers at the same time. Widely used on the controlling of hotel lighting and home lighting.



## Indicating lamp showing instruction

Indicating Lamp Color	Output Mode
White Light	Single Color Mode
Yellow Light	Dual White Mode
Red Light	RGB Mode
Green Light	RGBW Mode
Blue Light	RGB+CCT Mode

## Remote Controller

Compatible with these remote controls (Purchased separately). For more details, pls read the remote instruction.



FUT089

FUT088

FUT092


FUT096

FUT006


FUT007



FUT091




B8



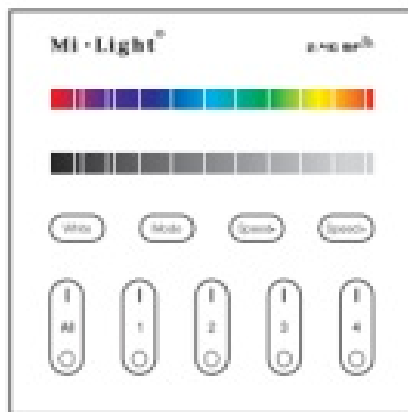
B1 / T1



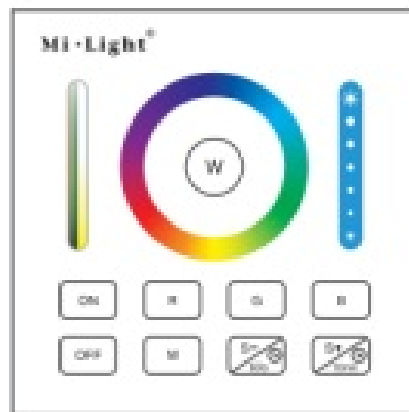
B2 / T2



B4 / T4



B3 / T3



B0



FUT087



WL-Box1

**Warning:** Lighting can be working after linking with remote; for more details, pls read the remote instruction.

## Technical Data


- Model No.: LS2

- [illegible]

One lighting fixture can transmit the signals from the remote control to another lighting fixture within 30m, as long as there is a lighting fixture within 30m, the remote control distance can be limitless.

Different lighting fixture can work synchronously when they are started at different times, controlled by the same remote, under same dynamic mode and within 30m distance.





**Controller connect to CCT LED strip diagram**



**Controller connect to RGB LED strip diagram**



**Controller connect to RGBW LED strip diagram**



**Controller connect to RGB+CCT LED strip diagram**

### Attention

1. Please check whether the input voltage of the constant voltage power supply is in accordance with the controller, and please check the connection of both the cathode and anode, otherwise the controller will be broken.
2. Please don't connect wires with power on. Please turn on again only when it is in right connection and no short circuit.
3. Please do not use the controller in the place with widely range metal area or strong electromagnetic wave nearby, otherwise, the remote distance will be seriously affected .



Signal transmitting & Modes synchronization



Documents / Resources

	<a href="#">MIBOXER LS2 5 IN 1 Smart LED Controller</a> [pdf] User Manual LS2, 5 IN 1 Smart LED Controller
	<a href="#">MiBOXER LS2 5 In 1 Smart LED Controller</a> [pdf] User Manual LS2, 2AJWW-LS2, 2AJWWLS2, 5 In 1 Smart LED Controller, LS2 5 In 1 Smart LED Controller