



# MiBOXER FUT036 Single Color Dimmer LED Strip Controller User Manual

[Home](#) » [MiBOXER](#) » MiBOXER FUT036 Single Color Dimmer LED Strip Controller User Manual 

## Contents

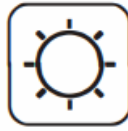
- [1 MiBOXER FUT036 Single Color Dimmer LED Strip Controller](#)
- [2 Product Features](#)
- [3 Technical Parameters](#)
- [4 Connection Diagram](#)
- [5 Documents / Resources](#)
- [6 Related Posts](#)



## MiBOXER FUT036 Single Color Dimmer LED Strip Controller



## Product Features



- Dim brightness



- 2.4GHz RF remote control Control distance 30m



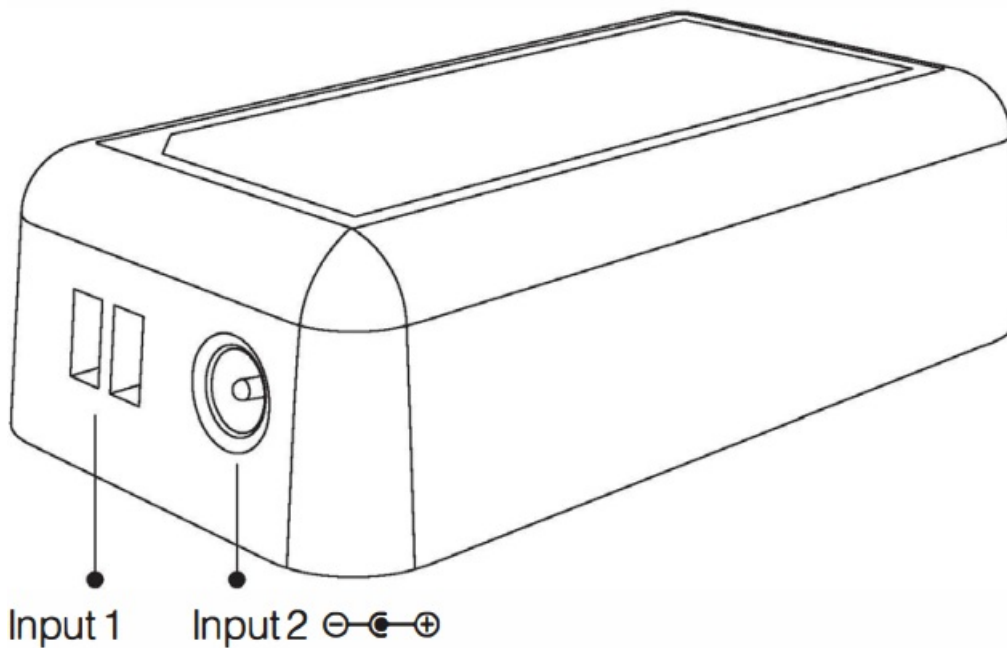
- Smartphone App Control (2.4GHz gateway is needed)



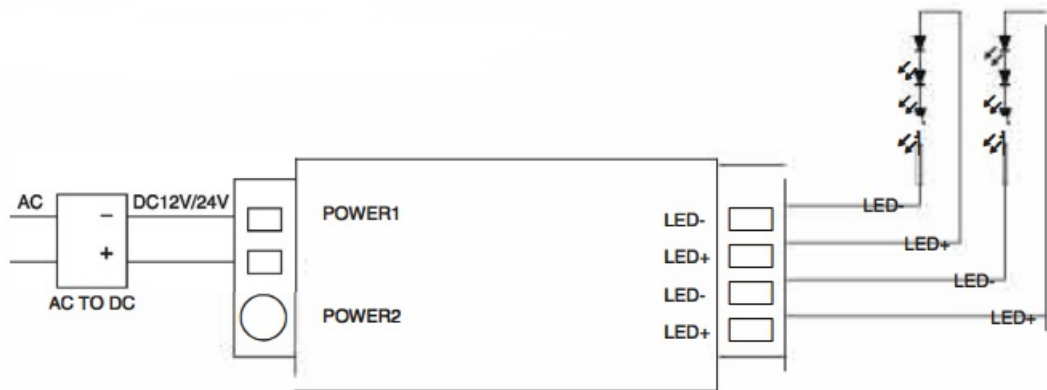
- Support third-party voice control (2.4GHz gateway is needed)

## Technical Parameters

- **Model No.:** FUT036
- **Output:** Max. 6NChannel
- **Total output:** Max. 10A
- **Working Temp.:** -20~60 C
- **Input voltage:** DC12V-24V
- **Output connection:** Common anode
- **Control distance:** 30m



## Connection Diagram

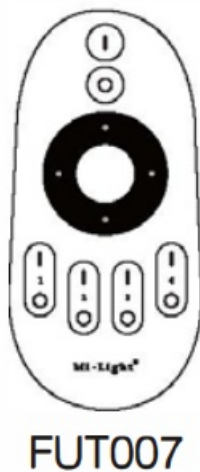


### Attention:

1. Please check whether the input voltage of the constant voltage power supply is in accordance with the controller, and check the connection of both the cathode and anode, otherwise the controller will be damaged.
2. Do not connect wires with power on. Switch power on again only when it is in right connection and no short circuit.
3. Do not use the controller in the place with metal interior walls or strong electromagnetic waves nearby, otherwise the remote distance will be seriously affected.


### Compatible Remote

#### NOTE



The remote must be paired before use; for more details, please read the remote instruction.

### Documents / Resources

	<p><a href="#">MiBOXER FUT036 Single Color Dimmer LED Strip Controller</a> [pdf] User Manual FUT036 Single Color Dimmer LED Strip Controller, FUT036, Single Color Dimmer LED Strip Controller, Dimmer LED Strip Controller, LED Strip Controller, Strip Controller, Controller</p>
---	---

